

FRAMON[®]

CLASSIC LIGHTING

04

FRAMON[®]

CLASSIC LIGHTING



L'AZIENDA
COMPANY - LA SOCIÉTÉ

LA NOSTRA STORIA È LA FORZA DEL NOSTRO PROGETTO PER VOI

La linea di prodotti classici Framon è il frutto di una storia quasi centenaria: affonda le sue radici nell'azienda fondata da Antonio Montini nel 1930 a Lumezzane, trasformata poi negli anni settanta dai figli del fondatore in Framon S.p.A. e nel tempo ulteriormente sviluppata grazie ad acquisizioni di marchi prestigiosi, fino a presentarsi oggi come Framon Group, leader europeo nella realizzazione di prodotti e componenti nel settore dell'illuminazione.

La linea di prodotti classici eredita i valori di una qualità e di uno stile produttivi consolidati nel tempo. Tradizione e sapienza artigianale declinate secondo le più moderne tecnologie di lavorazione, scelta di materiali pregiati, soluzioni funzionali e scelte estetiche originali sono gli elementi che si fondono nella linea di prodotti classici Framon e costituiscono il modo più personale di vivere e vestire con la luce oggi lo spazio urbano e residenziale.

OUR HISTORY IS THE DRIVING FORCE BEHIND OUR PROJECT

The Framon classic product line is the result of a history dating back almost a hundred years. Its roots are entrenched in the company originally founded by Antonio Montini in 1930, in Lumezzane, later transformed in the '70s by his adult children into Framon S.p.A. The company went on to enjoy further growth thanks to the acquisition of prestigious brands, until becoming the corporation we know today as Framon Group, a European leader in the development of products and components for the lighting sector. The classic product line has inherited the values of quality and a production style consolidated over time. Tradition and expert craftsmanship, combined with the most modern processing technologies, a selection of precious materials, practical solutions and original designs, are the founding elements in the Framon classic product line. Together, they constitute a truly personalised way of experiencing and dressing urban and residential spaces through light.

NOTRE HISTOIRE EST LA FORCE DE NOTRE PROJET POUR VOUS

La gamme produits classiques de Framon est le résultat d'une histoire presque centenaire : elle plonge ses racines dans la société fondée par Antonio Montini en 1930 à Lumezzane, puis transformée dans les années soixante-dix par les fils du fondateur en Framon SpA et, au fil du temps, développée grâce à des acquisitions de marques prestigieuses, pour se présenter désormais sous le nom de groupe Framon, leader européen de la production de produits et de composants dans le secteur de l'éclairage. La ligne de produits classiques hérite des valeurs d'une qualité et d'un style de production consolidés au fil du temps. La tradition et l'artisanat déclinés selon les technologies de travail les plus modernes, le choix de matériaux précieux, de solutions fonctionnelles et de choix esthétiques originaux sont les éléments que l'on retrouve dans la gamme de produits classique Framon et qui constituent le mode le plus personnel qui soit de vivre la lumière et d'en habiller aujourd'hui l'espace urbain et résidentiel.



IL CLASSICO SENZA TEMPO PER INTERNI ED ESTERNI

La classicità è la risposta più chiara e inequivocabile al desiderio di vivere con stile; in essa si stabilisce una scelta elettiva: chi insegue la vita nella ricerca della perfezione incontra forme in cui permane la memoria di una storia esclusiva e preziosa. Nella classicità dimora la confidenza con tutto ciò che annuncia la bellezza; si vive la piena corrispondenza tra la propria passione e una realtà capace di attraversare il tempo. I prodotti della linea classica Framon nascono con la precisa vocazione di proporre una classicità senza tempo per l'illuminazione per esterni ed interni, innestandola su scelte, soluzioni tecniche e funzionali tra le più avanzate. La nostra missione è la prosecuzione di un lavoro che oggi s'intende incrementare grazie alla competenza acquisita in decenni di impegno professionale altamente qualificato, all'impiego di livelli tecnologici e di informatizzazione sempre più elevati, alla capillare rete vendita internazionale di cui possiamo avvalerci all'interno di Framon Group.

TIMELESS CLASSICS FOR INTERIORS AND EXTERIORS

"Classicality" is the most obvious and unequivocal response to the desire for stylish living, wherein lies a conscious choice: those who live life in search of perfection meet with forms containing the memory of an exclusive and precious history. In "classicality" lies a certain familiarity with all that which announces beauty; it is a way of living that offers total harmony between a personal passion and a company's ability to stand the test of time. Products in the Framon classic line are created with a specific vocation, that is, to propose timeless classicality for interior and exterior lighting, combined with technical and functional choices and solutions among the most advanced on the market. Our mission is to ensure the continuation of a project, which is today destined for growth thanks to the skills acquired over decades of highly qualified professional commitment, the use of increasingly advanced technological and digital systems and the widespread international sales network we have come to rely on within the Framon Group.

LE CLASSIQUE INTEMPOREL POUR INTÉRIEUR ET EXTÉRIEUR

Le classicisme est la réponse la plus claire et sans équivoque au désir de vivre avec style ; il s'agit d'un choix électif : celui qui poursuit la vie à la recherche de la perfection rencontre des formes dans lesquelles subsiste le souvenir d'une histoire exclusive et précieuse. Dans le classicisme habite la confiance avec tout ce qui annonce la beauté ; on vit la correspondance complète entre sa passion et une réalité capable de traverser le temps. Les produits de la ligne classique Framon naissent avec la vocation précise d'offrir un classicisme intemporel pour l'éclairage extérieur et intérieur, en le greffant sur des choix, des solutions techniques et fonctionnelles parmi les plus à la pointe. Notre mission est la poursuite d'un travail qui, aujourd'hui, est destiné à augmenter grâce à l'expertise acquise au cours de décennies d'engagement professionnel hautement qualifié, à l'utilisation de niveaux de technologie et d'informatisation de plus en plus élevés, et au vaste réseau de vente international auquel nous pouvons faire appel au sein du groupe Framon.

RICERCA, SOSTENIBILITÀ ED ECO-COMPATIBILITÀ DI TUTTE LE FASI DELLA PRODUZIONE

La linea classica Framon presenta una gamma di prodotti completa per illuminazione per esterni e interni, residenziale e urbana, progettati e realizzati esclusivamente con l'utilizzo di materie prime di alta qualità, la ricerca di trattamenti speciali che assicurano la maggiore durata e resistenza, un impiego di componentistica elettronica certificata. La produzione si avvale di alcune tra le più importanti tecnologie di trasformazione della materia prima: dalla pressofusione alla fusione in conchiglia, con o senza anima; allo stampaggio a caldo di materie prime diverse come alluminio, ottone, zama, materie plastiche.

E' in grado di eseguire qualsiasi tipo di lavorazione meccanica sulle fusioni prodotte, utilizzando importanti macchinari tecnologicamente avanzati e continuamente rinnovati, come complessi transfer, torni a controllo numerico e centri di lavoro.

La qualità dei prodotti viene oggi ulteriormente garantita da una rinnovata ricerca e sperimentazione sulle diverse componenti del processo di illuminazione; da una tecnologia innovativa nel controllo e nella gestione della luce; da una selezione accuratissima di materiali eco-compatibili e da una spiccata attenzione alle esigenze ecologiche contemporanee.

RESEARCH, SUSTAINABILITY AND ECO-COMPATIBILITY DURING ALL STAGES OF PRODUCTION

The Framon classic line offers a complete range of indoor and outdoor, residential and urban lighting products, designed and developed using only the highest quality primary materials with research into special treatments designed to guarantee improved durability and resistance, combined with the use of certified electronic components. The production process is characterised by leading edge technologies for the transformation of primary products: from die-casting to shell-mould casting, with or without core, to the hot forming of various primary materials such as aluminium, brass, zamak and plastics.

The company is also able to perform a complete range of mechanical processes on cast products using high-tech and continuously updated machinery, including transfer machines, CNC lathes and work cells.

Product quality is further guaranteed by continuous research and testing on the various components of the lighting process. Among other things, this includes innovative light control and management technology, the meticulous selection of eco-friendly materials and close attention to contemporary ecological needs.

RECHERCHE, DURABILITÉ ET ÉCO-COMPATIBILITÉ DE TOUTES LES PHASES DE LA PRODUCTION

La ligne classique Framon présente une gamme complète de produits pour l'éclairage intérieur et extérieur, résidentiel et urbain, conçus et fabriqués exclusivement avec l'utilisation de matières premières de haute qualité, la recherche de traitements spéciaux assurant une plus grande durabilité et résistance, et l'utilisation de composants électroniques certifiés. La production utilise certaines des technologies de transformation des matières premières les plus importantes : du moulage sous pression au moulage en coque, avec ou sans noyau ; au moulage à chaud de différentes matières premières telles que l'aluminium, le laiton, le zamak, les matières plastiques. Elle est capable d'exécuter tout type de traitement mécanique sur des pièces moulées, en utilisant d'importantes machines à la pointe de la technologie et constamment renouvelées, telles que des transferts complexes, des tours à commande numérique et des centres de travail. Aujourd'hui, la qualité des produits est davantage garantie par une recherche et une expérimentation renouvelées sur les différents composants du processus d'éclairage ; une technologie innovante dans le contrôle et la gestion de la lumière ; la sélection très minutieuse de matériaux écologiques et l'accent particulier sur les besoins écologiques contemporains.



TRADIZIONE E QUALITÀ: L'ECCELLENZA DEL MADE IN ITALY

La linea classica Framon si sviluppa all'interno della tradizione manifatturiera italiana, rinnovando quotidianamente l'esperienza di quel Made in Italy che è sinonimo di eccellenza: tutte le fasi di lavorazione dei prodotti sono svolte all'interno delle nostre unità produttive e rispondono ai più elevati standard qualitativi secondo i principi del Total Quality Management.

La linea classica Framon, facendo tesoro delle trasformazioni tecnologiche e produttive avvenute nel corso degli anni, si presenta oggi come il prodotto di una moderna realtà industriale in grado di sviluppare ed applicare gli elementi del design, della ricerca e della qualità nella sua ampia produzione di gamma; ma soprattutto si presenta come una moderna realtà capace di offrire un progetto integrale ricco di nuovi e importanti vantaggi per la sua clientela.

TRADITION AND QUALITY: THE EXCELLENCE OF MADE IN ITALY

The Framon classic line is part of a long tradition of Italian manufacturing, whereby the "Made in Italy" experience, synonymous with excellence, is renewed day after day. All stages of the manufacturing process are carried out within our own production facilities and respond to the highest quality standards, in accordance with the principles of Total Quality Management.

The Framon classic line, having welcomed the technological and manufacturing evolutions that have occurred over the years, is today representative of a modern industrial company, capable of developing and applying the elements of design, research and quality in its broad range of products. But above all, it is indicative of a modern company able to offer a complete project with no shortage of new and important advantages for its clients.

TRADITION ET QUALITÉ : L'EXCELLENCE DU MADE IN ITALY

La ligne classique Framon se développe dans la tradition de fabrication italienne, renouvelant chaque jour l'expérience de ce Made in Italy synonyme d'excellence : toutes les phases de traitement des produits sont réalisées dans nos unités de production et répondent aux normes de qualité élevées selon les principes de la gestion de la qualité totale.

La ligne classique Framon, tirant parti des transformations technologiques et productives intervenues au fil des années, se présente aujourd'hui comme le produit d'une réalité industrielle moderne capable de développer et d'appliquer les éléments de conception, de recherche et de qualité dans sa vaste production de gamme ; mais avant tout, elle se présente comme une entreprise moderne capable de proposer à ses clients un projet intégral, doté d'avantages nouveaux et importants.



UNA PARTNERSHIP SU MISURA, AFFIDABILE E VANTAGGIOSA

Tradizione e innovazione, qualità e competitività del prodotto, capacità imprenditoriale e affidabilità, fanno della nostra azienda un partner importante per tutti coloro che operano nel settore dell'illuminazione e dell'arredamento.

La linea classica Framon non offre solo prodotti: grazie anche alle risorse e alle competenze condivise con l'intero gruppo Framon, è in grado di offrire un servizio integrale qualificato, collaborando nello sviluppo di nuovi progetti, accompagnando il cambiamento produttivo e culturale necessario per affrontare le nuove realtà del mercato: si presenta quindi come una moderna realtà capace di un'offerta ricca di nuove e importanti opportunità per la sua clientela.

A TAILOR-MADE, RELIABLE AND BENEFICIAL PARTNERSHIP

Tradition and innovation, product quality and competitiveness, entrepreneurial skill and reliability. These are the traits making us a valuable partner for all those who work in the furniture and lighting sector.

The Framon classic line offers much more than just products: thanks to the numerous skills and resources shared by the entire Framon group, our company is able to offer a complete and qualified service, collaborating in the development of new projects, leading the way for changes in production and corporate culture, necessary to address the new challenges presented by the market. Needless to say, a modern enterprise able to propose an offer full of new and important opportunities for its clients.

UN PARTENARIAT SUR MESURE, FIABLE ET AVANTAGEUX

Tradition et innovation, qualité et compétitivité du produit, capacité d'entreprise et fiabilité font de notre entreprise un partenaire important pour tous ceux qui travaillent dans le secteur de l'éclairage et de l'ameublement.

La ligne classique Framon n'offre pas uniquement des produits : grâce aux ressources et aux compétences partagées avec l'ensemble du groupe Framon, elle est en mesure d'offrir un service complet et qualifié, en collaborant au développement de nouveaux projets, en accompagnant le changement productif et culturel nécessaire pour faire face aux nouvelles réalités du marché : elle se présente donc comme une entreprise moderne capable d'offrir un large éventail d'opportunités nouvelles et importantes à ses clients.

PIÙ GRANDI, PIÙ COMPETITIVI, PIÙ SICURI

Framon Group ha recentemente sviluppato al suo interno il marchio Framon Components, interamente dedicato alla realizzazione di componenti per l'illuminazione; da tempo ha acquisito il marchio Augenti, che è oggi interamente dedicato alla realizzazione di prodotti dal design contemporaneo. Le diverse esperienze maturate da Framon nel settore dell'illuminazione ora vengono messe al servizio della nuova realtà aziendale che si occupa della realizzazione di prodotti classici, affidabili e esteticamente curati in ogni dettaglio. La linea di prodotti classici Framon - interamente dedicata alla progettazione e alla realizzazione di prodotti finiti per l'illuminazione - nasce quindi con l'obiettivo di contribuire a razionalizzare la presenza di Framon Group sul mercato nazionale e internazionale per potere offrire così nuovi e ulteriori vantaggi alla clientela.

MORE EVOLVED, MORE COMPETITIVE, MORE RELIABLE

The Framon Group has recently developed a new sub-brand, Framon Components, entirely dedicated to the production of lighting components. The group also purchased the Augenti brand some time ago, which is currently dedicated to the production of contemporary design products. The rich and varied experience acquired by Framon in the lighting sector is therefore now available to the new company, focused on the development of classic, reliable products characterised by their meticulous design. The Framon classic product line - entirely dedicated to the design and production of finished products for the lighting sector - has therefore been created with the aim of further rationalising the Framon Group's national and international market presence, in order to offer new and further advantages to its clients.

PLUS GRANDS, PLUS COMPÉTITIFS, PLUS SÛRS

Framon Group a récemment développé la marque Framon Components, entièrement dédiée à la création de composants d'éclairage ; elle a acquis depuis longtemps la marque Augenti, aujourd'hui entièrement dédiée à la création de produits au design contemporain. Les différentes expériences acquises par Framon dans le secteur de l'éclairage sont désormais mises au service de la nouvelle société qui s'occupe de la création de produits classiques, fiables et soignés esthétiquement dans les moindres détails. La ligne de produits Framon Classic - entièrement dédiée à la conception et à la fabrication de produits finis pour l'éclairage - a donc été créée dans le but de contribuer à rationaliser la présence du groupe Framon sur le marché national et international afin de pouvoir offrir ainsi d'autres nouveaux avantages à la clientèle.



MODU LED



SISTEMA LED

Sistema integrato composto da Sorgente LED, Dissipatore, Driver, Ottica e meccanica di supporto universale, che consente di poter montare lo stesso gruppo su numerosi modelli di lanterna, dotati di apposita piastra di aggancio sulla quale alloggiare il modulo prescelto.

Tale soluzione risulta perfettamente idonea anche per le operazioni di "re-lamping" di prodotti già installati attraverso la fornitura del gruppo e del relativo adattatore.

Tutti gli articoli idonei ad alloggiare questo sistema, riportano a catalogo il/i riferimenti ai gruppi compatibili con l'apparecchio prescelto.

LED SYSTEM

An integrated system composed of a LED source, Heat Sink, Driver, Optics and universal mechanics, allowing the same group to be installed in different types of lamps, fitted with a special mounting plate to house the selected module.

This solution also proves ideal for the "re-lamping" of existing products by supplying the group and relative adaptor.

For all products suitable to house this system, the catalogue indicates which groups are compatible with the selected product.

SYSTÈME LED

Système intégré comprenant une source LED, un dissipateur thermique, un pilote, une optique et une mécanique de support universel, qui permet de monter le même groupe sur de nombreux modèles de lanternes, équipés d'une plaque de couplage spéciale sur laquelle loger le module choisi.

Cette solution est également parfaitement adaptée au « re-lamping » de produits déjà installés à travers la fourniture du groupe et de l'adaptateur correspondant.

Tous les articles correspondant à ce système sont répertoriés dans le catalogue avec des références aux groupes compatibles avec le dispositif choisi.

SPECIFICHE

- Vano driver separato da gruppo ottico ed agganciato alla struttura meccanica – isolato IP67.
- Sistema di connessione all'apparecchio tramite viti (fornite in dotazione)
- Connessione alla rete di alimentazione attraverso Connettore IP68 M/F
- Manutenzione LED attuabile tramite smontaggio del sistema ottico (Lente)
- Manutenzione driver in accesso diretto indipendente dal vano ottico.
- Sistema in output fisso o dimmerabile (Dali, 1-10V, Push) tramite driver incorporato.
- Apparecchio Conforme alla Norma EN60598-1 e prescrizioni particolari

SPECIFICATIONS

- Driver housing separate to optical system and attached to mechanical structure - IP67 insulation
- Screw system for connection to device (supplied)
- Connection to power source via IP68 M/F connector
- LED maintenance possible by dismantling the optical system (Lens)
- Driver maintenance with direct access, independent of the optical system housing.
- Fixed or dimmer output system (Dali, 1-10V, Push) via built-in driver
- Product compliant with Standard EN60598-1 and special provisions

SPÉCIFICITÉS

- Compartiment conducteur séparé du groupe optique et fixé à la structure mécanique - isolation IP67.
- Système de connexion à l'appareil à travers des vis (fournies).
- Connexion à l'alimentation via un connecteur IP68 M/F.
- La maintenance des LED peut être mise en œuvre en démontant le système optique (Lens).
- Maintenance du pilote en accès direct indépendant du compartiment optique.
- Système de sortie fixe ou variable (Dali, 1-10V, Push) via le pilote intégré.
- Appareil conforme à la norme EN60598-1 et aux exigences spéciales.

Materiali

- Ottica in Silicone con guarnizione ed anello di tenuta – Tx -40/+180°C
- Ottiche secondarie in PMMA agganciate tramite viti+biadesivo (Sistema Urbano)
- Dissipatore Passivo in Lega di Alluminio per estrusione Lega AW6060.
- Meccanica di aggancio (se presente) in Acciaio AISI
- Guarnizioni in Gomma EPDM a celle chiuse UV resist. Tx -40/+150°C
- Viteria interna ed esterna in Acciaio Inox A2 (AISI304)
- Connettore tripolare IP68 in Plastica con pressacavi integrati

Materials

- Optics in silicone with seal and o-ring - Tx -40/+180°C
- Secondary optics in PMMA attached using screws+double-sided tape (Urban System)
- Passive heat sink in extrusion aluminium alloy AW6060.
- Fixing mechanism (if present) in AISI stainless steel
- Seals in UV-resistant EPDM closed cell rubber Tx -40/+150°C
- Internal and external screws in A2 stainless steel (AISI304)
- IP68 3-pin connector in plastic with integrated cable gland

Matériaux

- Optique en silicone avec joint et bague d'étanchéité - Tx -40/+ 180°C
- Optique secondaire en PMMA fixée par vis + adhésif double face (Système Urbain)
- Dissipateur thermique passif en alliage d'aluminium par extrusion Alliage AW6060
- Accouplement mécanique (si présent) en acier AISI
- Joints en caoutchouc EPDM à cellules fermées résistances aux UV. Tx -40/+150°C
- Vis internes et externes en acier inoxydable A2 (AISI304)
- Connecteur tripolaire IP68 en plastique avec passe-câbles intégrés

LENTI - LENSES - LENTILLES




ST
EMISSIONE ASIMMETRICA
EMISSION ASYMMETRIC
ÉMISSION ASYMÉTRIQUE

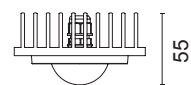
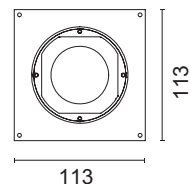
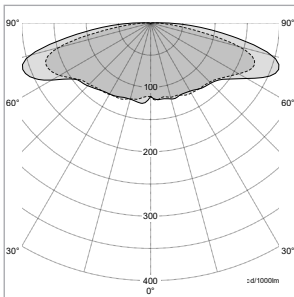
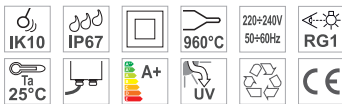


EW
EMISSIONE ROTOSIMMETRICA
EMISSION ROTOSYMMETRIC
ÉMISSION ROTOSYMMÉTRIQUE

SISTEMA SEMIURBANO D - SEMIURBAN D SYSTEM - SYSTÈME SEMI-URBAIN D
IK10 IP67 – LED COB



D



COD.	LED	System	CCT	CRI	Power
L15W/WC35XX	1865 lm	1578 lm	3000	80	15W 350mA
L15W/NC35XX	1980 lm	1675 lm	4000	80	15W 350mA
L20W/WC50XX	2260 lm	1912 lm	3000	80	20W 500mA
L20W/NC50XX	2380 lm	2013 lm	4000	80	20W 500mA
L30W/WC70XX	3570 lm	3020 lm	3000	80	30W 700mA
L30W/NC70XX	3750 lm	3172 lm	4000	80	30W 700mA

OTTICHE - OPTICS - OTTICHE:

xx= EW Emissione Rotosimmetrica - Rotosymmetric Emission - Émission Rotosymétrique >80°
 xx= ST Emissione Asimmetrica (SU RICHIESTA) - Asymmetric Emission (ON REQUEST)
 Émission Asymétrique ST (SUR DEMANDE)

Modulo LED COB LES14
 Driver incorporato Output CC
 350/700mA
 220-240V/50-60Hz – Pf=0.96
 SPD=2/4kV L-N-GND
 Temperatura di esercizio
 -20/+50°C
 LifeTime (TM-21) L80B10
 50000hr Ta25°C (Solo Gruppo)

LED COB LES14 module
 Built-in driver Output CC
 350/700mA
 220-240V/50-60Hz – Pf=0.96 –
 SPD=2/4kV L-N-GND
 Operating temperature
 -20/+50°C
 LifeTime (TM-21) L80B10
 50000hr Ta25°C (Group only)

Module LED COB LES14
 Pilote intégré Output CC
 350/700mA
 220-240V/50-60Hz – Pf=0.96 –
 SPD=2/4kV L-N-GND
 Température de fonctionnement
 -20/+50°C
 Durée de vie (TM-21) L80B10
 50000hr Ta25°C (groupe uniq.)

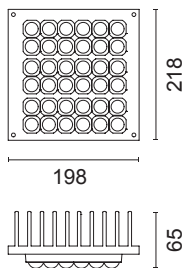
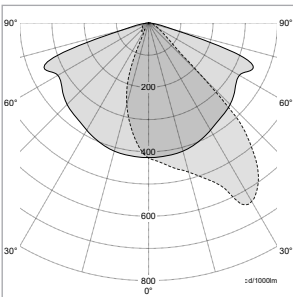

Valori Nominali di flusso relativi alla sorgente LED a Tc85
 La Potenza/Flusso riportati sono riferiti al massimo valore installabile
 Temperature di colore (CCT) 2700K disponibile su richiesta
 Dimmerazione tipo Dali, 1-10V, Push disponibile su richiesta

Rated flow values relative to LED source at Tc85
 The Power/Flow values refer to the maximum installable value
 Correlated colour temperature (CCT) 2700K available on request
 Dali type dimmer, 1-10V, Push available on request

Débits nominaux liés à la source LED à Tc85
 Le rapport puissance/flux indiqué correspond à la valeur maximale installable
 Température de couleur (CCT) 2700K disponible sur demande
 Gradation de type Dali, 1-10 V, Push disponible sur demande



U



COD.	LED	System	CCT	CRI	Power
L35W/WP50XX	4615 lm	3320 lm	3000	70	35W 500mA
L35W/NP50XX	4861 lm	3495 lm	4000	70	35W 500mA
L55W/WP50XX	6130 lm	4410 lm	3000	70	54W 500mA
L55W/NP50XX	6453 lm	4640 lm	4000	70	54W 500mA
L75W/WP50XX	9204 lm	6620 lm	3000	70	75W 500mA
L75W/NP50XX	9689 lm	6966 lm	4000	70	75W 500mA

OTTICHE - OPTICS - OPTIQUES:

xx= EW Emissione Rotosimmetrica - Rotosymmetric Emission - Émission Rotosymétrique >100°
 xx= ST Emissione Asimmetrica - Asymmetric Emission - Émission Asymétrique
 xx= PP Emissione Ciclo-Pedonale (SU RICHIESTA) - Cycle-Pedestrian Emission (ON REQUEST)
 Emission cyclo-piétonnier PP (SUR DEMANDE)

Sistema 24 Power LED XTE Driver incorporato Resinato Output CC 500mA 220-240V/50-60Hz – Pf=0.96 SPD=2/4kV L-N-GND Temperatura di esercizio -20/+50°C LifeTime (TM-21) L80B10 50000hr Ta25°C (Solo Gruppo)	System with 24 XTE Power LEDs Built-in resin encapsulated driver Output CC 500mA 220-240V/50-60Hz – Pf=0.96 – SPD=2/4kV L-N-GND Operating temperature -20/+50°C LifeTime (TM-21) L80B10 50000hr Ta25°C (Group only)	Système avec 24 LED Power XTE Pilote intégré résiné Output CC 500mA 220-240V/50-60Hz – Pf=0.96 – SPD=2/4kV L-N-GND Température de fonctionnement -20/+50°C Durée de vie (TM-21) L80B10 50000hr Ta25°C (groupe uniq.)
---	---	--

Valori Nominali di flusso relativi alla sorgente LED a Tc85
 La Potenza/Flusso riportati sono riferiti al massimo valore installabile
 Temperature di colore (CCT) 2700K disponibile su richiesta
 CRI 80 disponibile su richiesta
 Dimmerazione tipo Dali, 1-10V, Push disponibile su richiesta

Rated flow values relative to LED source at Tc85
 The Power/Flow values refer to the maximum installable value
 Correlated colour temperature (CCT) 2700K available on request
 CRI 80 available on request
 Dali type dimmer, 1-10V, Push available on request

Débits nominaux liés à la source LED à Tc85
 Le rapport puissance/flux indiqué correspond à la valeur maximale installable
 Température de couleur (CCT) 2700K disponible sur demande
 CRI 80 disponible sur demande
 Gradation de type Dali, 1-10 V, Push disponible sur demande

MODULED



FRAMON



SEMIURBANO D
SEMIURBAN D
SEMIURBAIN D

Andromeda

Aries Closed

Harmony

Octans

Quadrat Large

Quadrat Medium

Simphony

Ursa Major



URBANO
URBAN
URBAIN

Perseus



PRODOTTI CON SORGENTI A LED
PRODUCTS WITH LED SOURCES
PRODUITS AVEC SOURCES LED

Doto

Empire

Fornax

Harmony

Luna

Pegaso

Simphony

Terra

Traccia

ESEMPIO CODICE

Per ordinare il kit LED da inserire in un articolo già acquistato in precedenza utilizzare i codici presenti nelle pagine precedenti.

ES:
L15W/WC35EW
SISTEMA SEMIURBANO A COB LED 230Vac - 1988 lm - 4000 K - CRI 80 - 20W 230Vac - Ottica Emissione Rotosimmetrica >80°

Per ordinare il kit LED da inserire in un articolo nuovo utilizzare i codici presenti nelle pagine precedenti più il codice articolo senza il numero dopo i tre puntini che definiscono il colore.

ES:
2212-02-01 + L15W/WC35EW
ANDROMEDA 2212-02 colore bianco con SISTEMA SEMIURBANO A COB LED 230Vac - 1988 lm - 4000 K - CRI 80 - 20W 230Vac - Ottica Emissione Rotosimmetrica >80°

EXAMPLE CODE

To order the LED kit for installation in a previously purchased product, use the codes in the previous pages.

E.G.:
L15W/WC35EW
COB LED SEMIURBAN SYSTEM 230Vac - 1988 lm - 4000 K - CRI 80 - 20W 230Vac - Optics with Rotosymmetric Emission >80°

To order the LED kit for installation in a new product, use the codes in the previous pages plus the product code, leaving out the number after the three points, which indicates the colour.

E.G.:
2212-02-01 + L15W/WC35EW
ANDROMEDA 2212-02 white with COB LED SEMIURBAN SYSTEM 230Vac - 1988 lm - 4000 K - CRI 80 - 20W 230Vac - Optics with Rotosymmetric Emission >80°

EXEMPLE DE CODE

Pour commander le kit LED à inclure dans un article déjà acheté, utiliser les codes des pages précédentes.

EX :
L15W/WC35EW
SYSTÈME SEMIURBAIN A COB LED 230Vac - 1988 lm - 4000 K - CRI 80 - 20W 230Vac - Optique à émission rotosymétrique > 80°

Pour commander le kit LED à inclure dans un nouvel article, utiliser les codes des pages précédentes, ainsi que le code de l'article sans le numéro, après les trois points qui définissent la couleur.

EX :
2212-02-01 + L15W/WC35EW
ANDROMEDA 2212-02 couleur blanc avec SYSTÈME SEMIURBAIN A COB LED 230Vac - 1988 lm - 4000 K - CRI 80 - 20W 230Vac - Optique à émission rotosymétrique > 80°

PERSONALIZZA

LA TUA LAMPADA

CUSTOMISE - PERSONNALISEZ

YOUR LAMP - VOTRE LAMPE



CAPPELLI

SHADES
CHAPEAUX

BRACCI

ARMS
BRAS

PLACCHE

PLATES
PLAQUES



BASI
BASES
BASES

CAMBIA I VARI COMPONENTI A PIACERE, PUOI AVERE LA TUA LAMPADA SU MISURA

CHANGE THE VARIOUS COMPONENTS AS YOU PREFER,
YOU CAN ORDER A CUSTOM-MADE LAMP
CHANGEZ LES DIVERS COMPOSANTS SELON VOS GOÛTS,
VOUS POUVEZ AVOIR VOTRE LAMPE SUR MESURE



BICCHIERI
GLOBES
GOBELETS

NOME COLLEZIONE
COLLECTION NAME
NOM DE LA COLLECTION

IMMAGINE PRODOTTO
PRODUCT IMAGE
IMAGE DU PRODUIT

MODULO LED - LED MODULE - MODULE LED

Il simbolo indica che i prodotti presenti sulla pagina
possono essere richiesti con sistema LED
The symbol indicates that the products on the page
can be requested with LED system
Le symbole indique que les produits de la page
peuvent être demandé avec système LED

TIPOLOGIA DI INSTALLAZIONE
TYPE OF INSTALLATION
TYPE D'INSTALLATION

CODICI ARTICOLO
ARTICLE CODES
CODES DES ARTICLE

DATI TECNICI
TECHNICAL SPECIFICATIONS
DONNÉES TECHNIQUES

MISURE
MEASUREMENTS
MESURES

NUMERO DI PAGINA
PAGE NUMBER
NUMÉRO DE PAGE

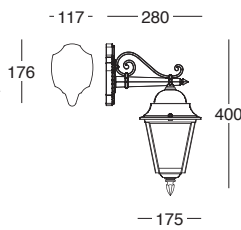
02-03 2211-2212



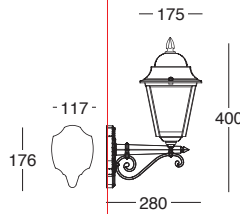
MODU **LED** VEDI-SEE-VOIR
PAG. 12



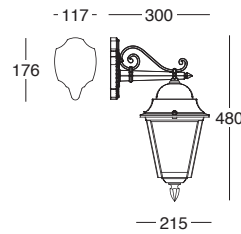
COD.	LAMP	V	W
2211-02...30	E27	250	75 max
2211-03...30			
2212-02...30			
2212-03...30			



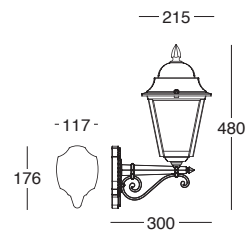
2211-02



2211-03



2212-02



2212-03

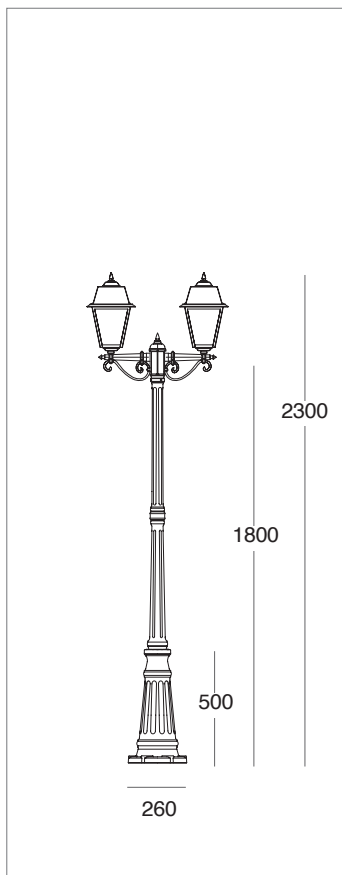
NB: Per ordinare il **COLORE** desiderato, inserire al posto dei ... uno dei codici colore presenti a p. 24-25
ES: per ordinare l'articolo 2211-02...30 color **ANTRACITE** si ordinerà il codice 2211-02-**30-30**

NB: To order the desired **COLOR**, insert instead of ... one of the color codes on p. 24-25
ES: to order article 2211-02 ... 30 in **ANTHRACITE** color you will order the code 2211-02-**30-30**

NB : Pour commander la **COULEUR** souhaitée, insérez à la place de ... l'un des codes couleurs p. 24-25
ES : pour commander l'article 2211-02 ... 30 en coloris **ANTHRACITE** vous commanderez le code 2211-02-**30-30**

UTILIZZO PROLUNGA OPZIONALE 6047-A-1
OPTIONAL EXTENSION USE 6047-A-1
UTILISATION DE L'EXTENSION OPTIONNELLE 6047-A-1

esempio palo a catalogo con base da 500 mm
 pole example with base 500 mm
 exemple pôle avec base 500 mm



Pali con BASE PICCOLA (6032-A)
 e tubi 6045-A + 6044-A

la prolunga va inserita
centralmente ed è la **6047-A-1**

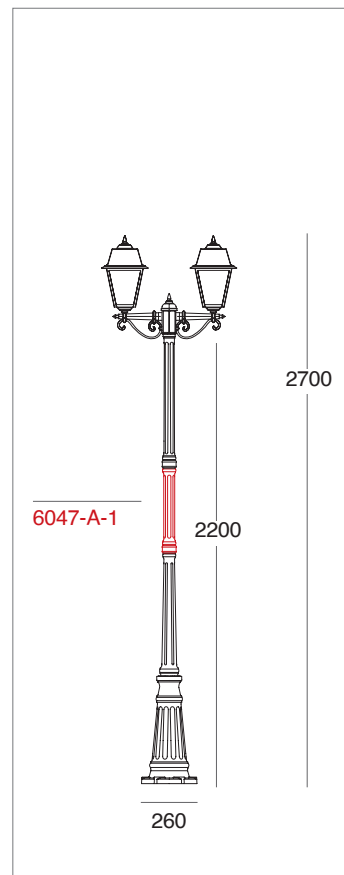
Poles with SMALL BASE (6032-A)
 and tubes 6045-A + 6044-A

the extension is inserted
centrally and is the **6047-A-1**

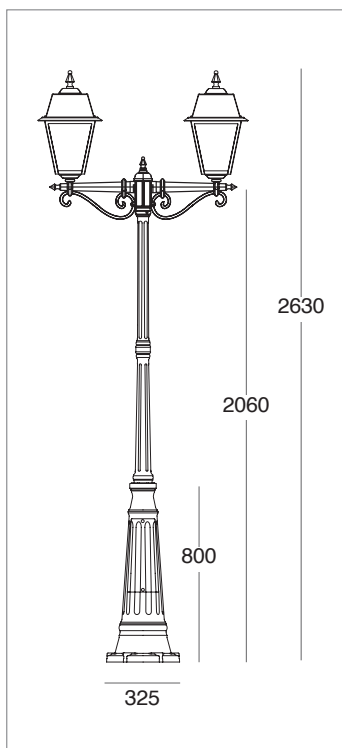
Poteaux avec PETITE BASE (6032-A)
 et tubes 6045-A + 6044-A

l'extension est insérée
au centre et est le **6047-A-1**

esempio palo con prolunga
 pole example with extension
 exemple pôle avec extension



esempio palo a catalogo con base da 800 mm
 pole example with base 800 mm
 exemple pôle avec base 800 mm



Pali con BASE GRANDE (6042-A)
 e tubi 6045-A + 6044-A

la prolunga va inserita
centralmente ed è la **6047-A-1**

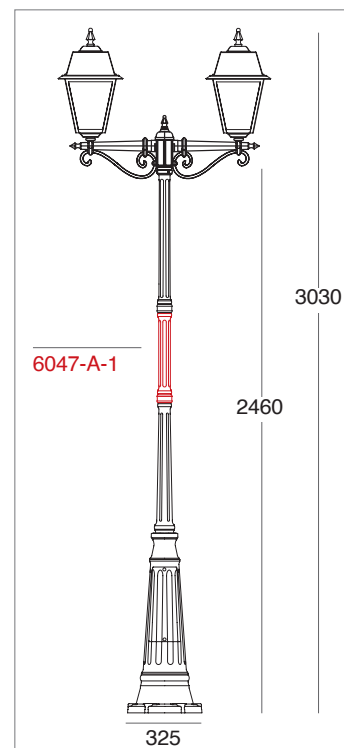
Poles with LARGE BASE (6042-A)
 and tubes 6045-A + 6044-A

the extension is inserted
centrally and is the **6047-A-1**

Poteaux avec GRAND BASE (6042-A)
 et tubes 6045-A + 6044-A

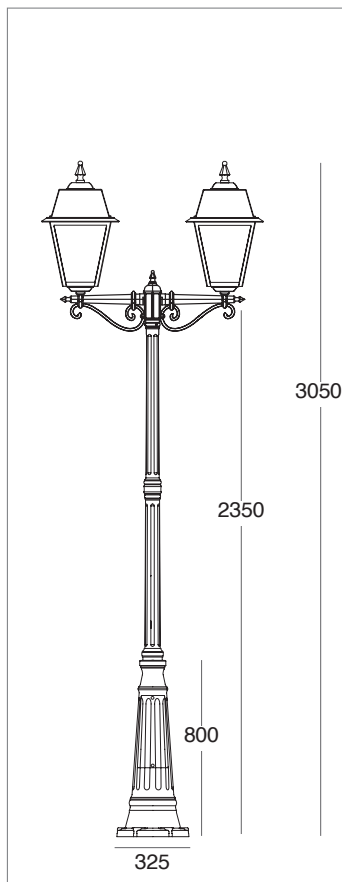
l'extension est insérée
au centre et est le **6047-A-1**

esempio palo con prolunga
 pole example with extension
 exemple pôle avec extension



UTILIZZO PROLUNGA OPZIONALE 6047-A + 6048-A-1 CON SOSTITUZIONE TUBO
OPTIONAL EXTENSION USE 6047-A + 6048-A-1 WITH TUBE REPLACEMENT
UTILISATION DE L'EXTENSION OPTIONELLE 6047-A + 6048-A-1 AVEC REMPLACEMENT DE TUBE

esempio palo a catalogo
 pole example
 example pôle



Pali con BASE GRANDE (6042-A)
 e tubi 6049-A + 6048-A

la prolunga è **in alto** ed è la **6047-A**
 il tubo 6048-A **va sostituito** con il **6048-A-1**

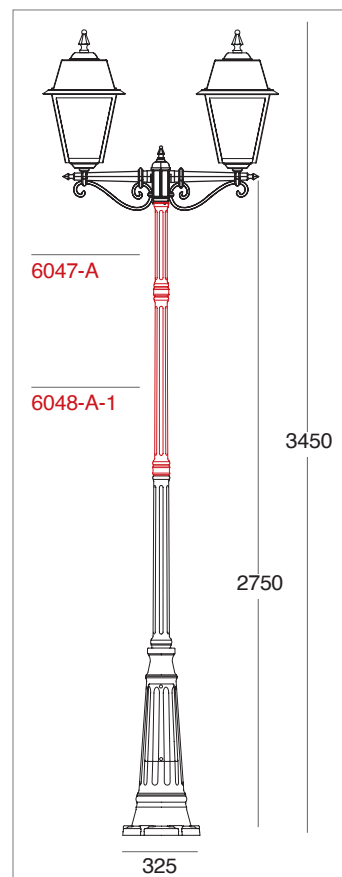
Poles with LARGE BASE (6042-A)
 and tubes 6049-A + 6048-A

the extension is **on the top** and is the **6047-A**
 the tube 6048-A must be replace with **6047-A**

Poteaux avec GRAND BASE (6042-A)
 et tubes 6049-A + 6048-A

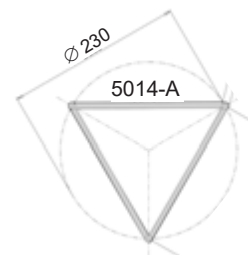
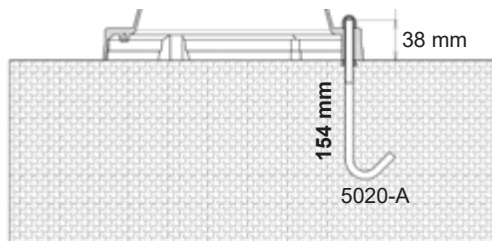
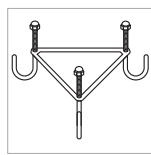
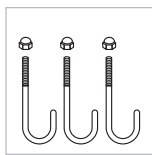
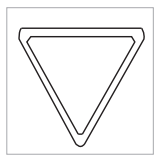
l'extension est **en haut** et est le **6047-A**
 le tube 6048-A **doit être remplacé** avec **6048-A-1**

esempio palo con prolunga
 esempio palo con prolunga
 esempio palo con prolunga



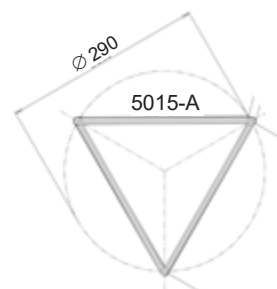
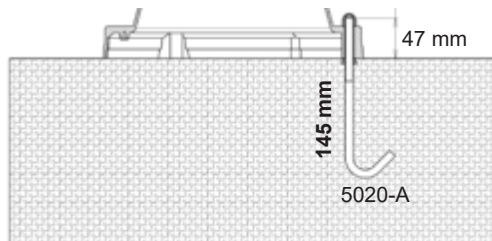
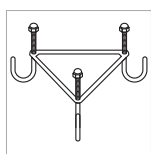
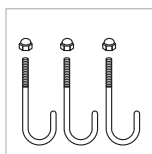
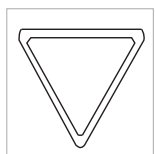
UTILIZZO KIT DI FISSAGGIO OPZIONALI
OPTIONAL FIXING KIT USE - UTILISATION DE KIT DE FIXATION OPTIONNELLE

KIT 9974-A



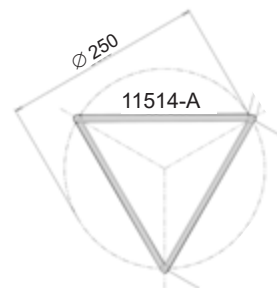
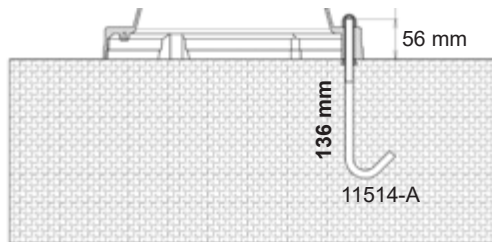
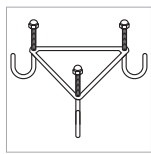
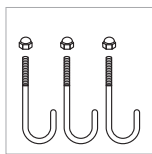
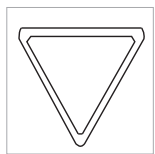
5014-A 3 x 5020-A
 3 x 5021-A

KIT 9975-A



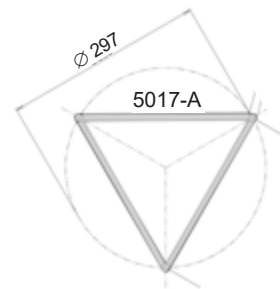
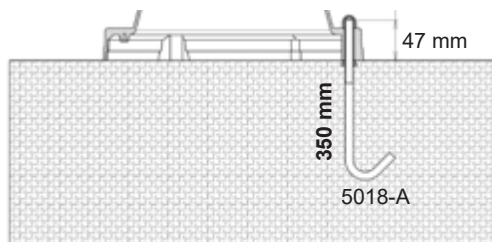
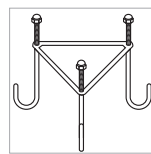
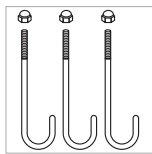

5015-A 3 x 5020-A
 3 x 5021-A

KIT 9976-A



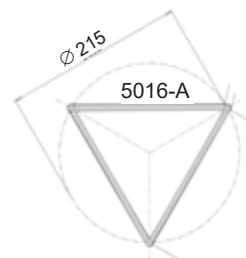
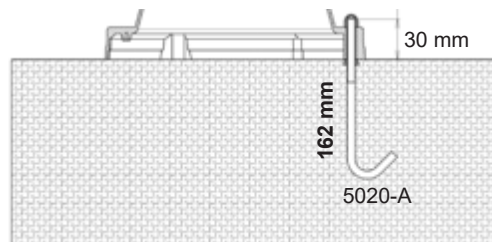
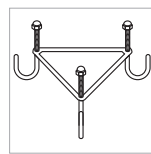
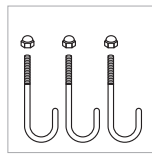
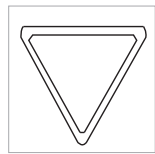
11514-A 3 x 5020-A
 3 x 5021-A

KIT 9977-A



5017-A 3 x 5018-A
 3 x 5021-A

KIT 9978-A



5016-A 3 x 5020-A
 3 x 5021-A

GRANZIA WARRANTY - GARANTIE



La finitura standard dei nostri prodotti ha una **garanzia di anni 5** dalla data di acquisto del prodotto.

L'integrità della verniciatura non è garantita quando il prodotto viene utilizzato in ambiente salino o in presenza di agenti corrosivi o di sostanze non compatibili. Ogni tipo di modifica o manomissione degli apparecchi fa decadere automaticamente garanzia e marcatura del prodotto.

Our standard product finish has a **5-year warranty** from the date of purchase of the product.

The integrity of the coating is not guaranteed when the product is used in saline environments or in the presence of corrosive agents or incompatible substances. Any type of modification or tampering with the luminaires shall result in the automatic invalidation of the product warranty and marking.

La finition standard de nos produits bénéficie d'une **garantie de 5 ans** à compter de la date d'achat du produit.

L'intégrité de la peinture n'est pas garantie lorsque le produit est utilisé dans un environnement salin ou en présence d'agents corrosifs ou de substances incompatibles. Tout type de modification ou d'altération des appareils annule automatiquement la garantie et le marquage du produit.

Garanzia di anni 20

E' possibile estendere la garanzia sui nostri prodotti per 20 anni considerando le seguenti condizioni:

1. Gli apparecchi devono essere installati a non meno di 500mt dal mare
2. Costo aggiuntivo del 10% di commissione (fee) sul prezzo di listino

20-year warranty

Is available to extend the warranty on our items for 20 years following these conditions:

1. Fixtures have to be installed not less than 500mt by the sea
2. Extra 10% commission surcharge (fee) on the price list

Garantie de 20 ans

Il est possible de prolonger la garantie de nos produits pendant 20 ans en tenant compte des conditions suivantes:

1. Les appareils doivent être installés à au moins 500mt de la mer
2. Coût supplémentaire de 10% de frais (fee) sur le prix de liste

COLORI STANDARD
STANDARD COLOURS - COULEURS CLASSIQUES



00 BIANCO PURO RAL 9016
PURE WHITE
BLANC PUR



01 NERO RAL 9005
BLACK
NOIR



10 BIANCO RAL 9010
WHITE
BLANC



24 BRONZO
BRONZE
BRONZE



25 RUGGINE
RUST
ROUILLE



30 ANTRACITE
ANTHRACITE
ANTHRACITE



35 ARDESIA
SLATE
ARDOISE



40 GRIGIO RAL 9006
GREY
GRIS

COLORI SPECIALI
SPECIAL COLOURS - COULEURS SPÉCIALES



02 NERO-ORO
BLACK-GOLD
NOIR-DORÉ



03 NERO-RAME
BLACK-COPPER
NOIR-CUIVRE



04 NERO-VERDE
BLACK-GREEN
NOIR-VERT



05 NERO-GRIGIO
BLACK-GREY
NOIR-GRIS

COLORI STANDARD

STANDARD COLOURS - COULEURS CLASSIQUES



...N NERO
BLACK
NOIR




...B BIANCO
WHITE
BLANC




...G GRIGIO
GREY
GRIS



...V VERDE
GREEN
VERT



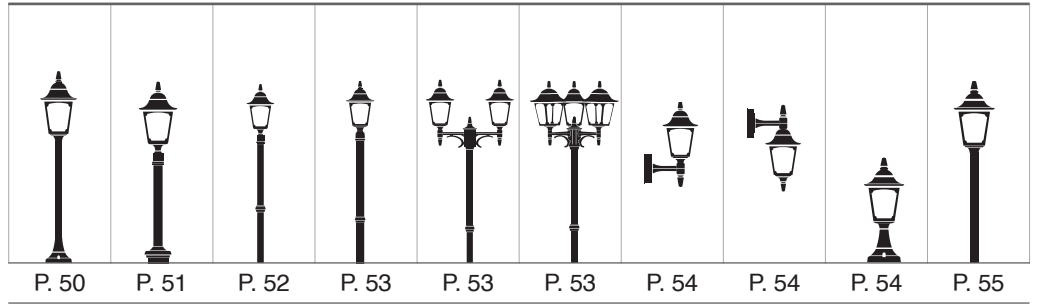
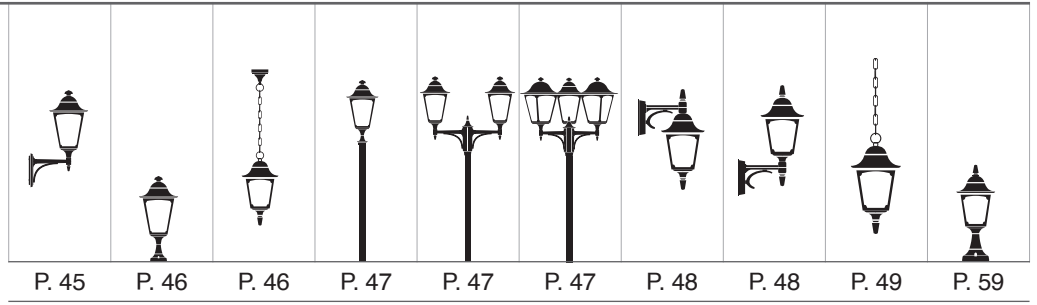
...S SATINATO
SATINED
SATINE



...R BRILLANTATO
MACHINED POLISHED
POLI

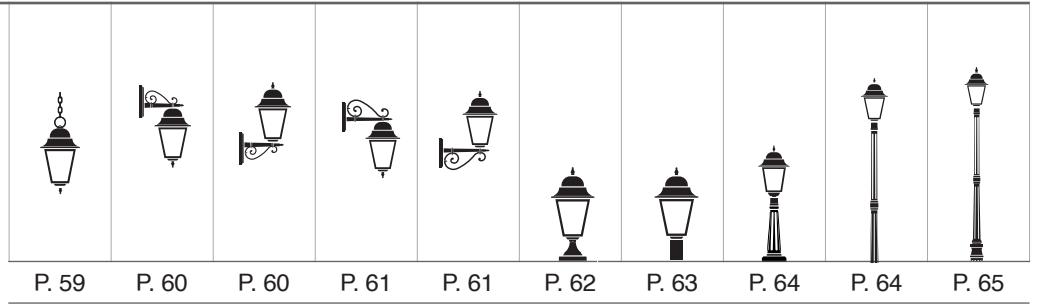
QUADRAT

P. 42



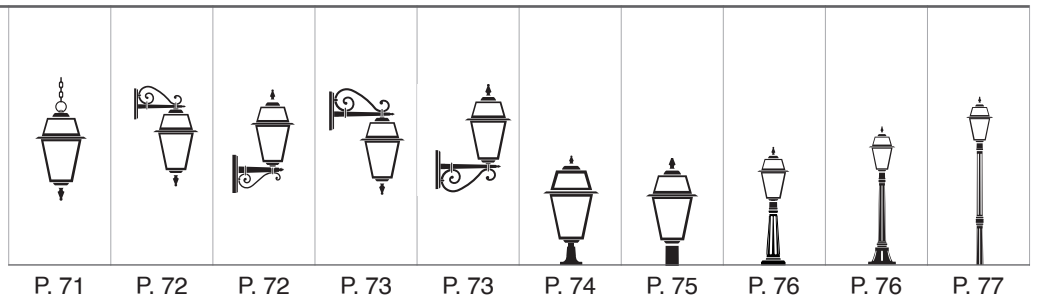
ANDROMEDA

P. 56



ARIES

P. 68



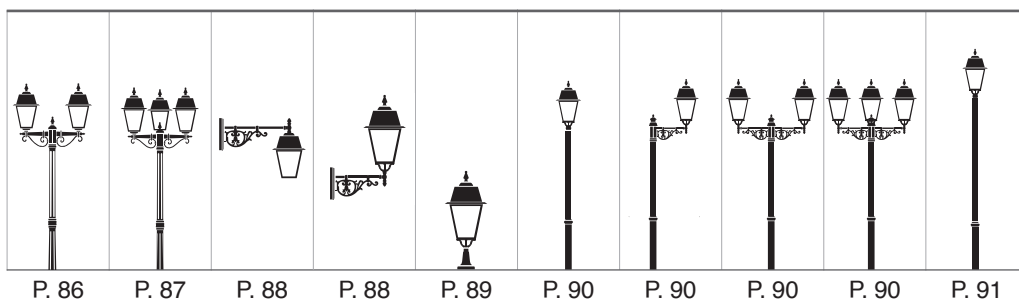
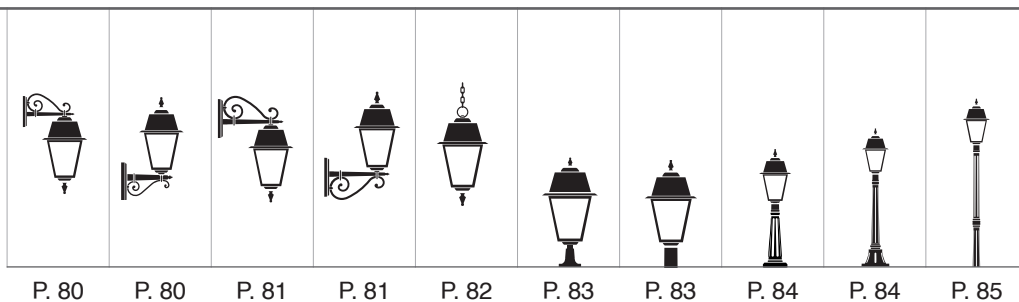
ARIES

P. 68



ARIES CLOSED

P. 80



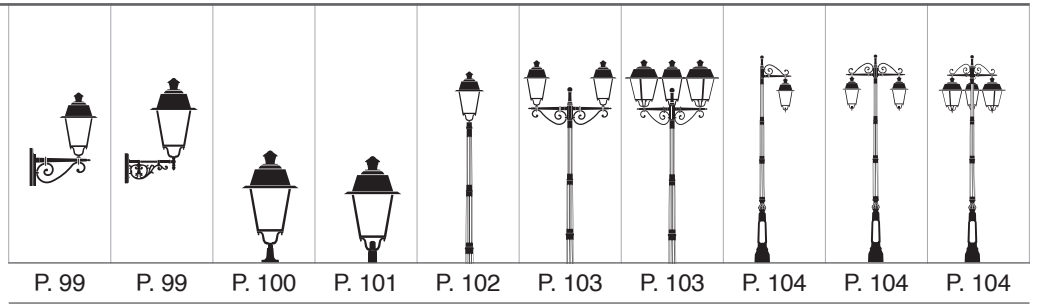
GIOTTO

P. 92



PERSEUS

P. 96



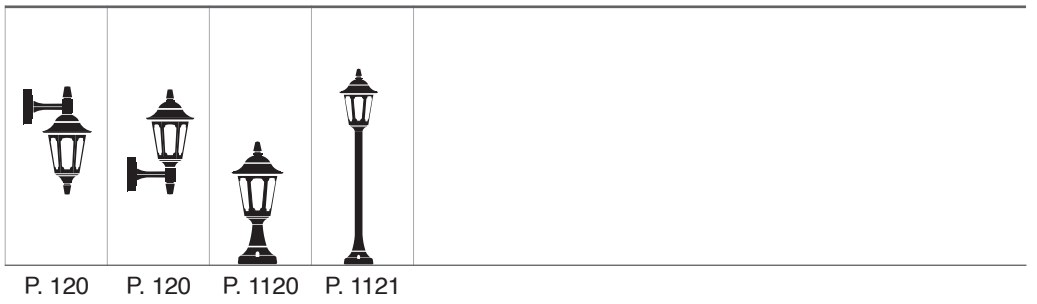
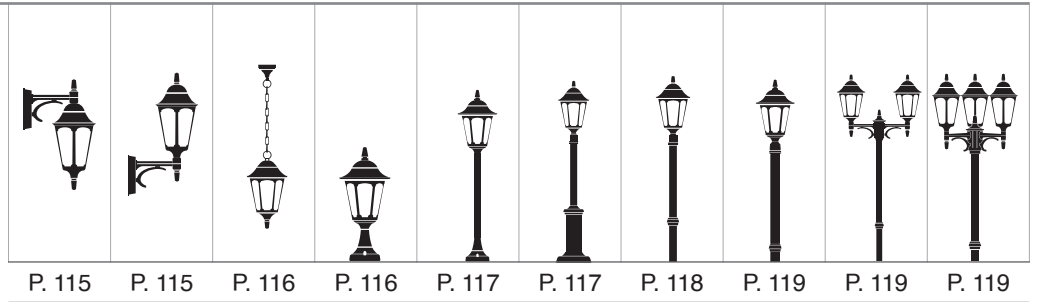
EMPIRE

P. 106



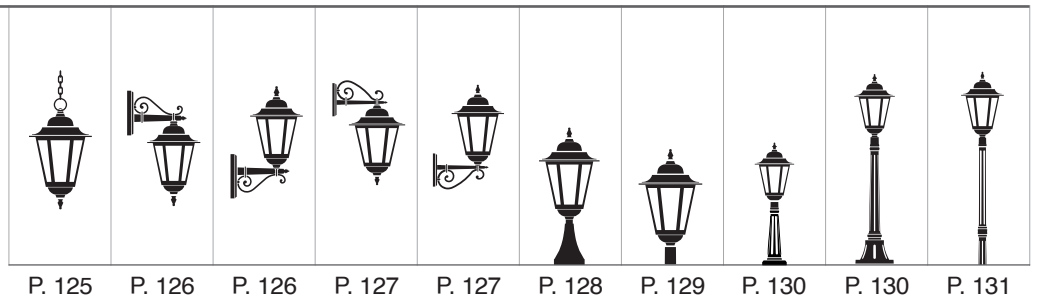
EXAGON

P. 112



CASSIOPEA

P. 122



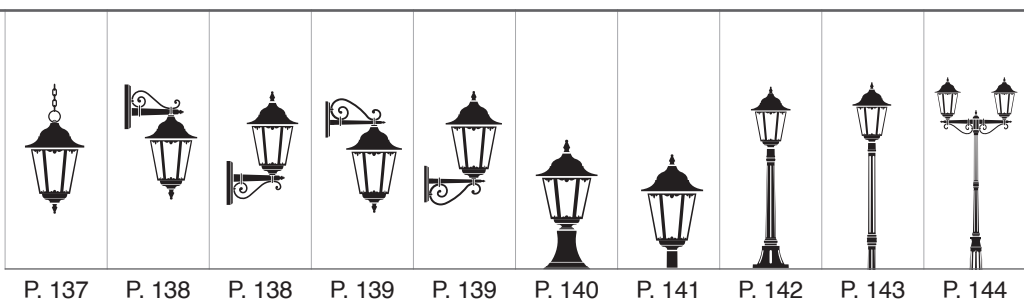
CASSIOPEA

P. 122



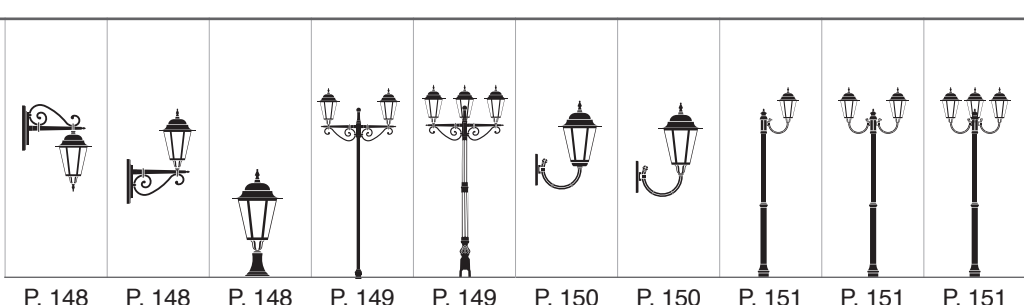
HYDRA

P. 134



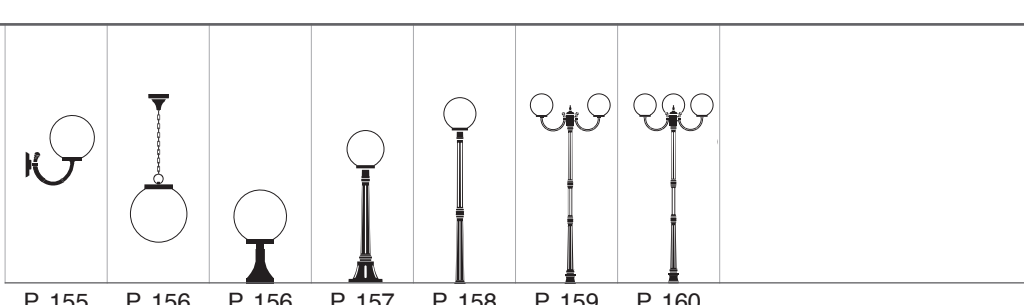
OCTANS

P. 146



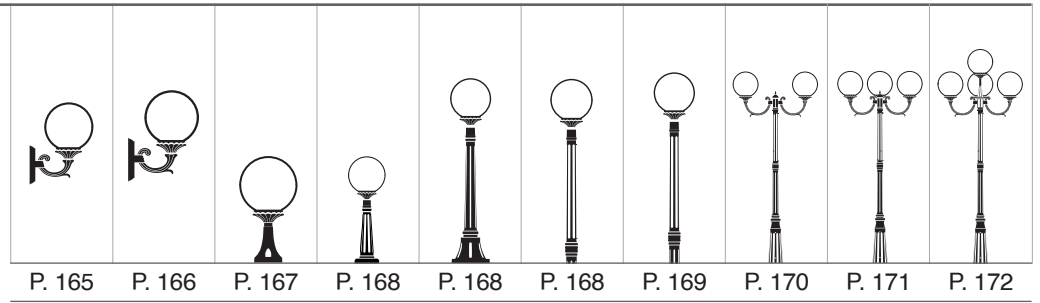
VIRGO

P. 152



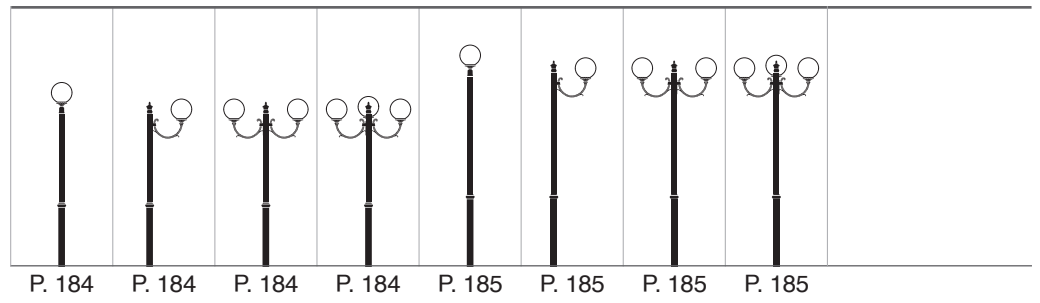
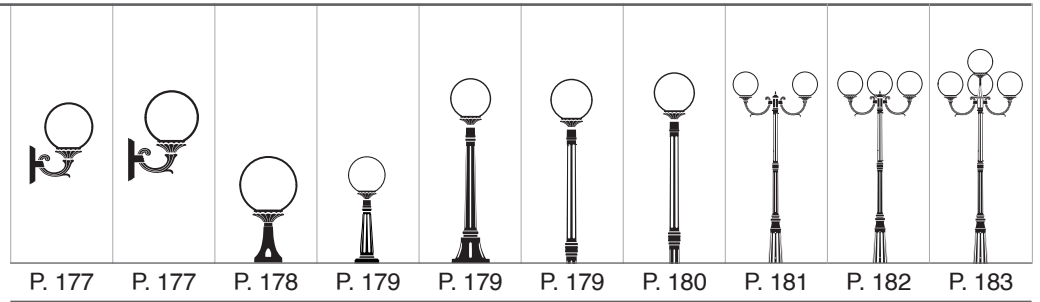
CETUS

P. 162



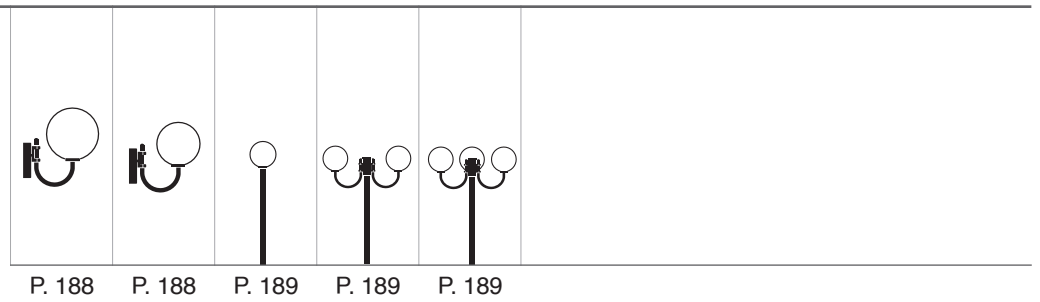
CETUS GLASS

P. 174



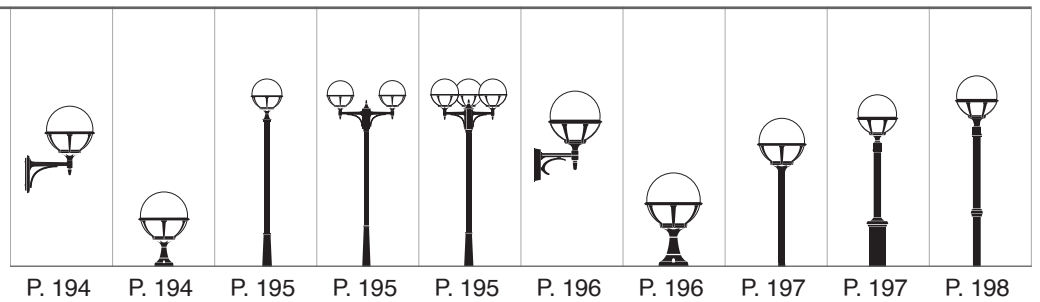
BOWL

P. 186









ROTUND

P. 192











ROTUND

P. 192

						
P. 199	P. 199	P. 199	P. 200	P. 200	P. 201	






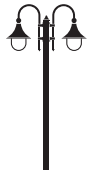




ARA

P. 202

								
P. 204	P. 204	P. 205	P. 205	P. 206	P. 207	P. 208	P. 209	








NORMA

P. 210

									
P. 213	P. 214	P. 214	P. 215	P. 216	P. 216	P. 216	P. 217	P. 217	P. 217





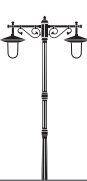

COLUMBA

P. 218

							
P. 221	P. 222	P. 222	P. 223	P. 224	P. 224	P. 224	


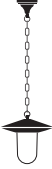



DRACO

P. 226

						
P. 228	P. 229	P. 230	P. 231	P. 231	P. 231	


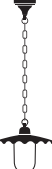



VOLANS

P. 232

					
P. 234	P. 234	P. 235	P. 235	P. 235	



SCULPTOR

P. 236

					
P. 238	P. 238	P. 239	P. 239	P. 239	





FORNAX

P. 240

				
P. 243	P. 244	P. 245	P. 246	





URSA MAJOR

P. 248

				
P. 250	P. 251	P. 251	P. 251	

SIMPHONY

P. 252

				
P. 254	P. 255	P. 255	P. 255	


HARMONY

P. 258



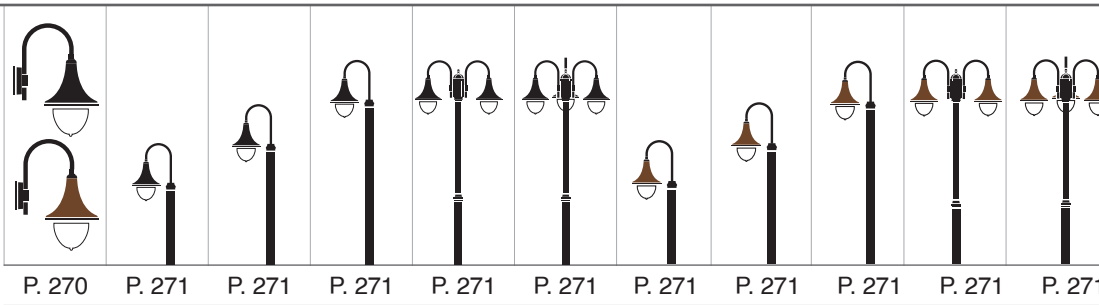
GILBERT

P. 264



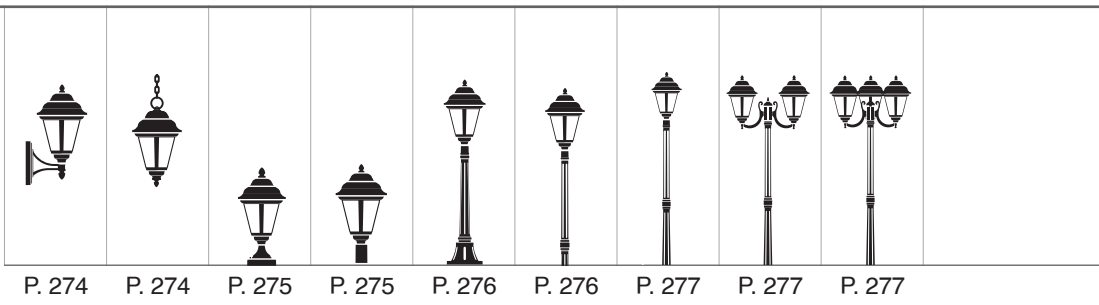
BASILY

P. 268



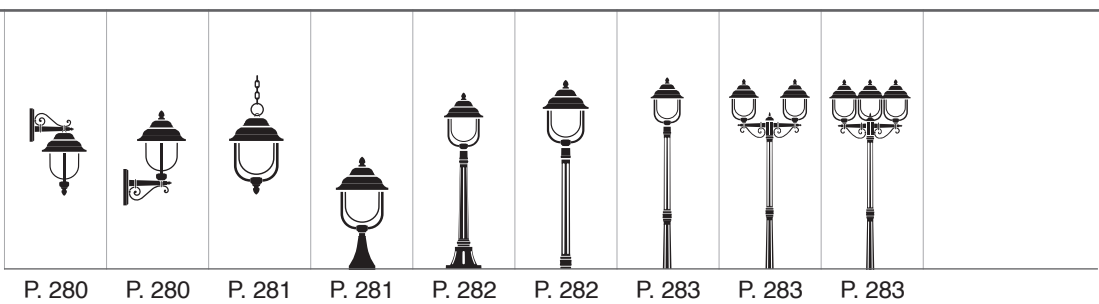
LYRA

P. 272



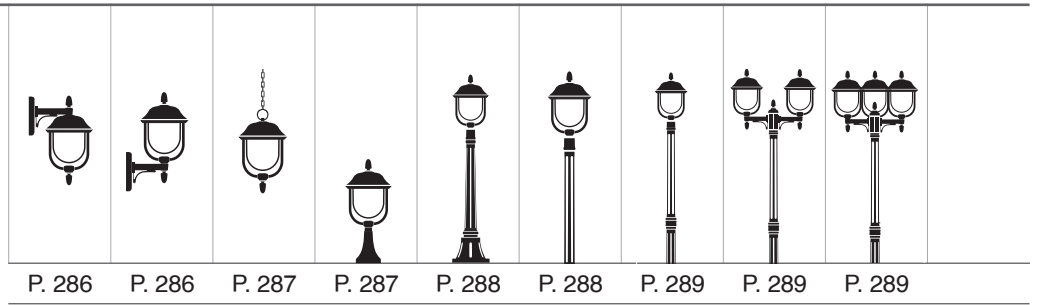
DOLPHIN

P. 278



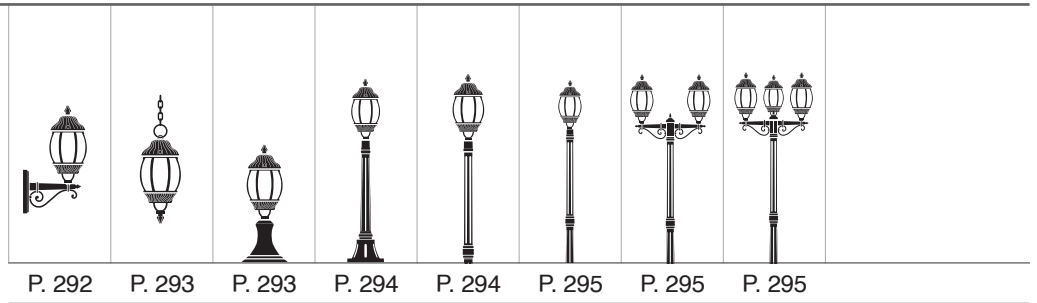
APUS

P. 284



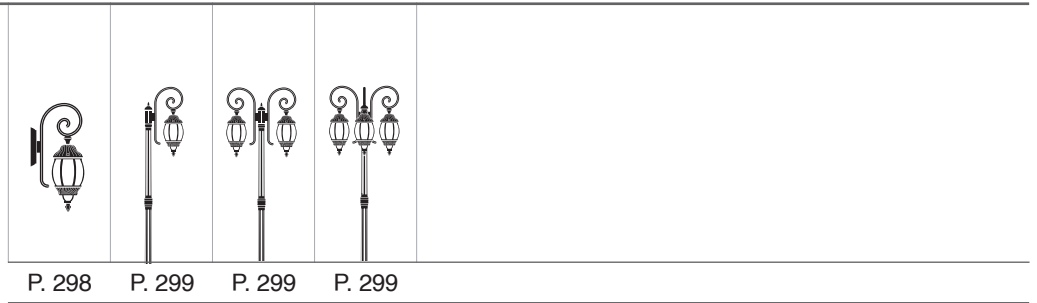
ANTLIA

P. 290



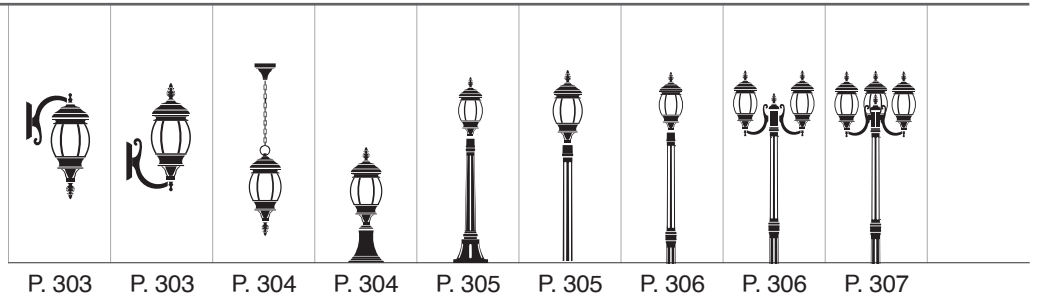
AURIGA

P. 296



CENTAURUS

P. 300



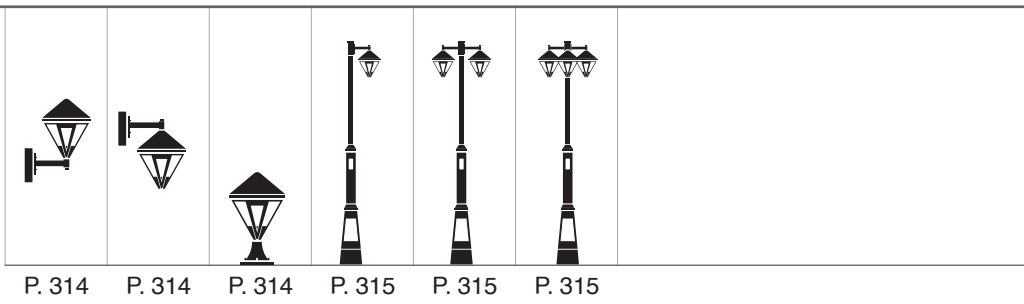
SAGITTA

P. 308



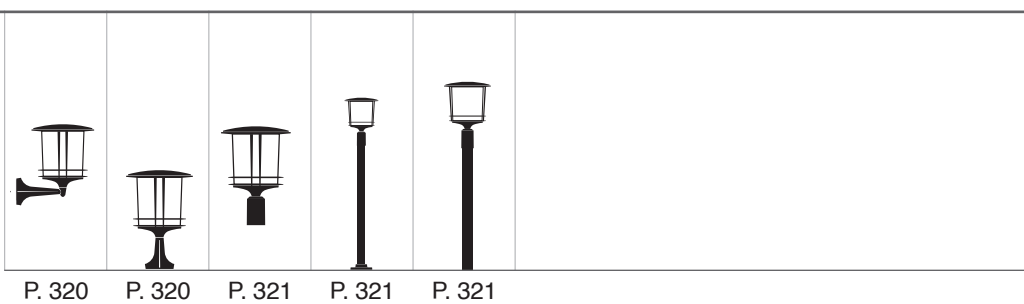
GALLERY

P. 312



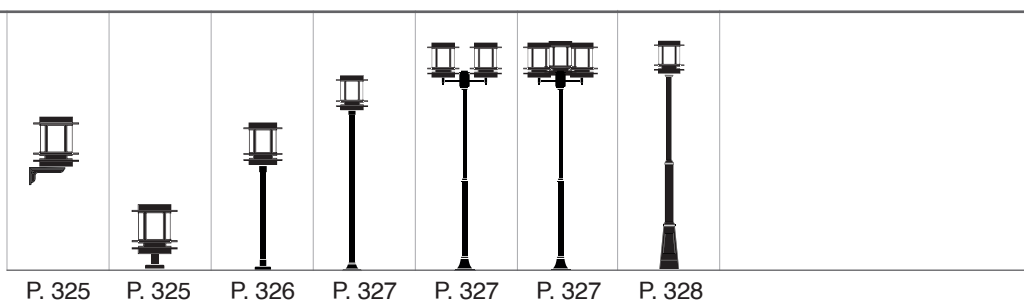
FINANCE

P. 318



NIGRI

322



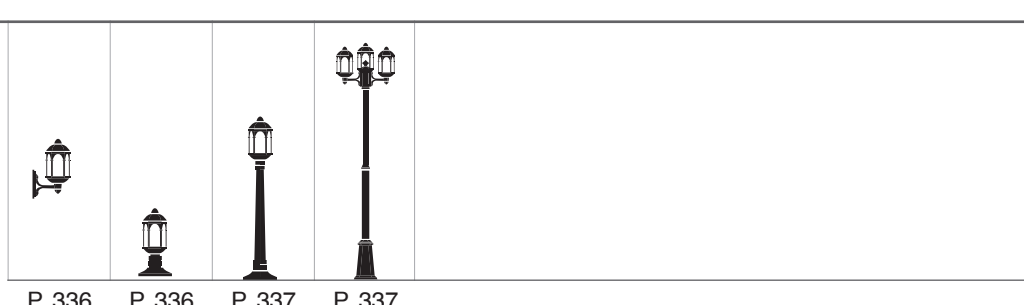
PYXIS

P. 330













CL








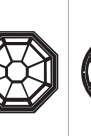


P. 334





















PLAFONNIERE - CEILING LAMPS - PLAFONNIER

P. 338

									
P. 342	P. 342	P. 343	P. 343	P. 344	P. 344	P. 345	P. 345	P. 346	P. 346

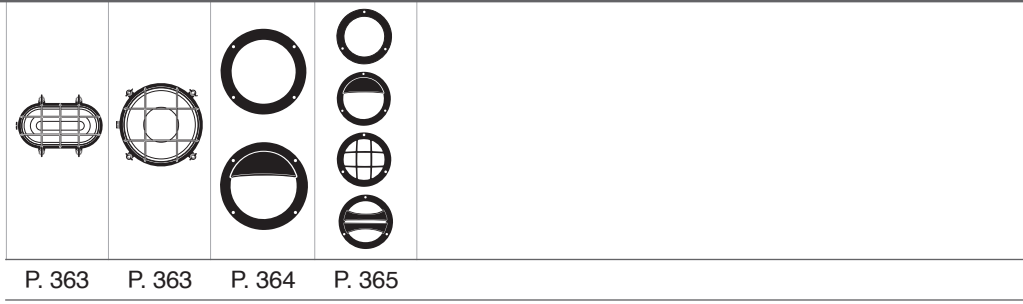
									
P. 347	P. 347	P. 348	P. 348	P. 349	P. 349	P. 350	P. 350	P. 351	P. 351

									
P. 352	P. 352	P. 353	P. 353	P. 354	P. 354	P. 355	P. 355	P. 356	P. 356

									
P. 357	P. 357	P. 358	P. 358	P. 359	P. 359	P. 360	P. 361		

PLAFONIERE - CEILING LAMPS - PLAFONNIER

P. 362




NETTUNO

P. 368



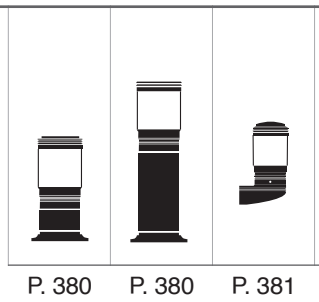
TERRA

P. 372



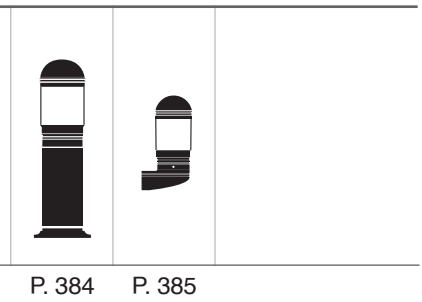
GIOVE

P. 378



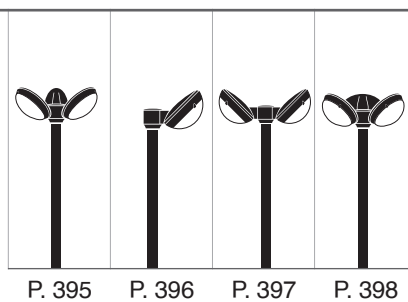
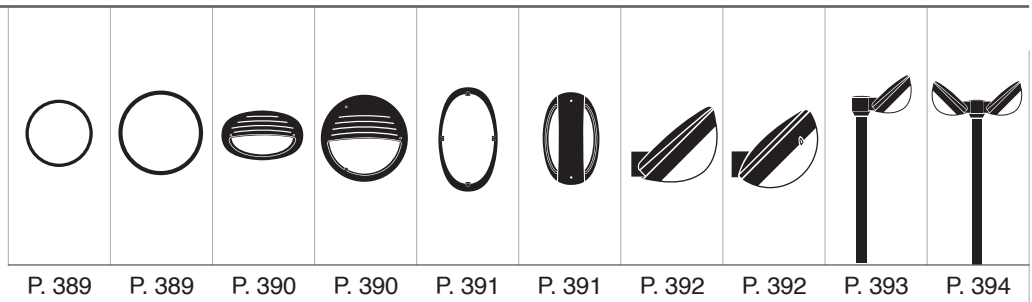
CAPSULA

P. 382



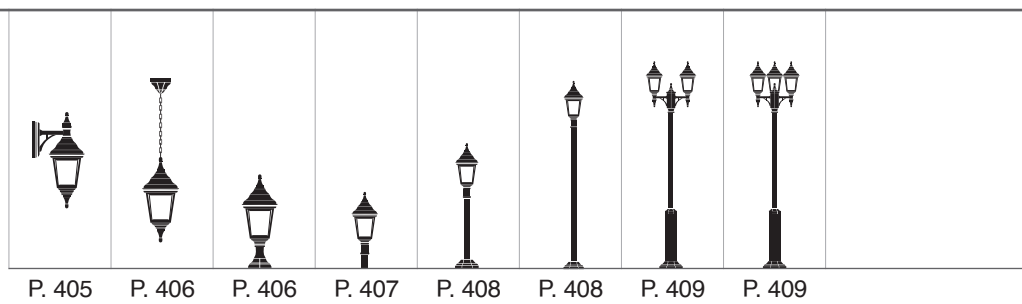
PEGASO

P. 386



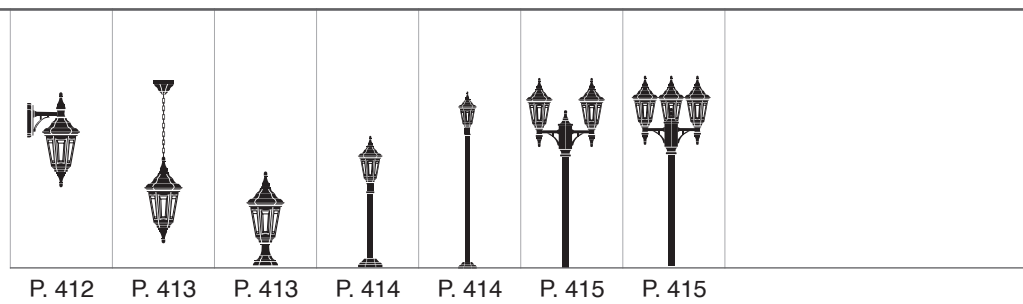
MARTE

P. 402



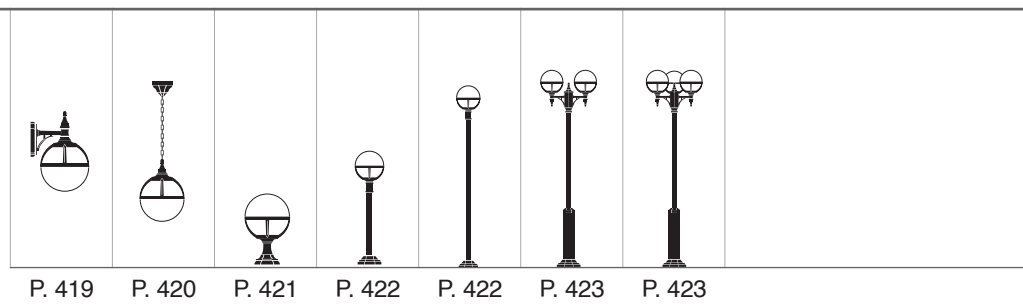
URANO

P. 410



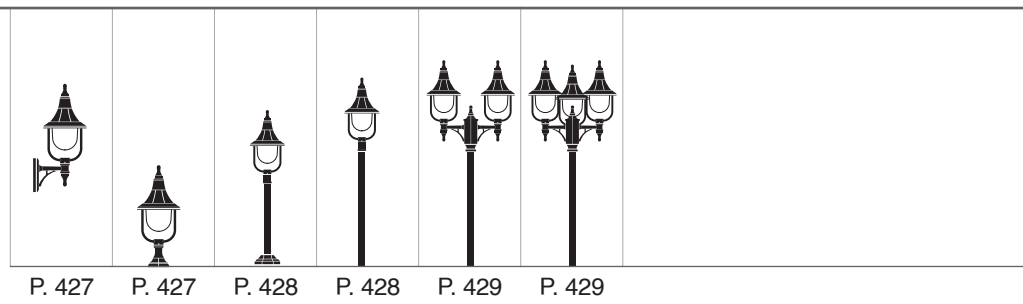
SATURNO

P. 416



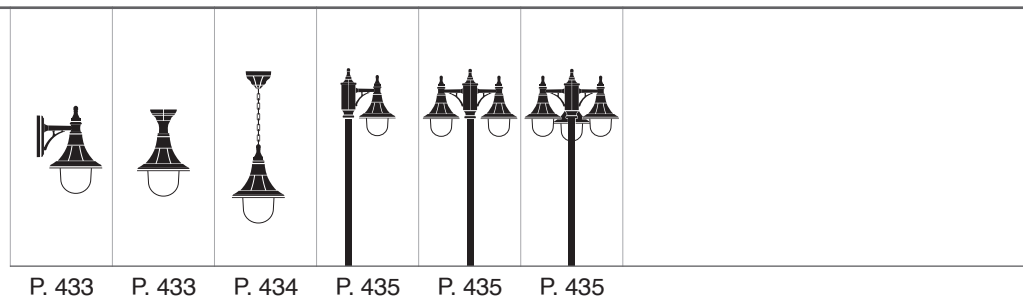
VENERE

P. 424









MERCURIO

P. 430



PLAFONIERE - CEILING LAMPS - PLAFONNIER

P. 436

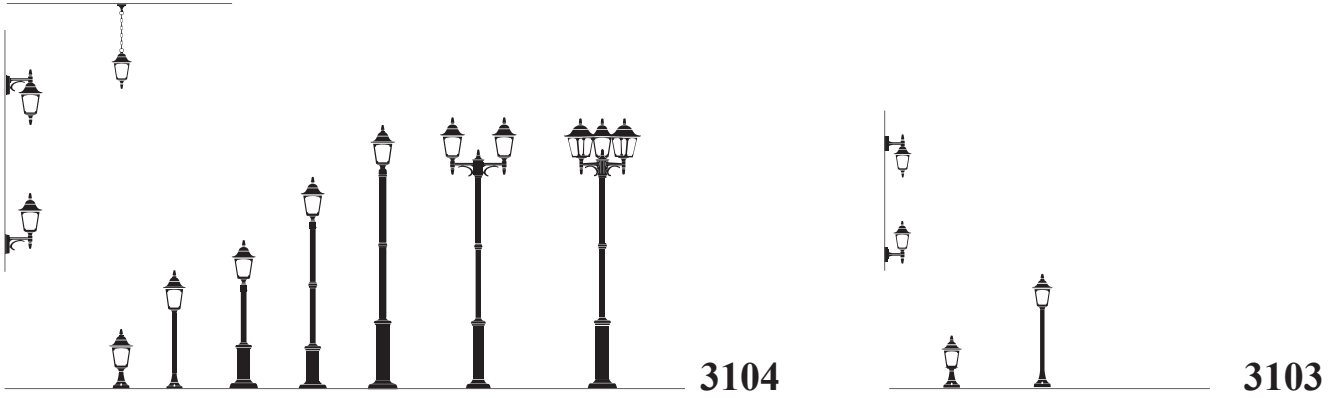
						
P. 439	P. 439	P. 440	P. 440	P. 441	P. 441	



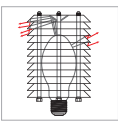
ALLUMINIO

ALUMINUM

QUADRAT

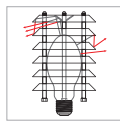


ACCESSORI OPZIONALI OPTIONAL ACCESSORIES - ACCESSOIRES EN OPTION



9981-A
12 Lamelle Blades - Lames

Frangiluce solo per QUADRAT LARGE
Lamellar shade only for QUADRAT LARGE
Déflecteur uniquement pour QUADRAT LARGE

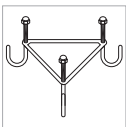


9982-A
6 Lamelle Blades - Lames

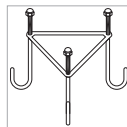
MODU LED

D

Vedi pagina 12 per ulteriori informazioni
See page 12 for more information
Voir page 12 pour plus d'informations



9976-A
Fissaggio a terra per pali
Ground fixing for poles
Fixation au sol pour poteaux
per base-for base-pour base 215x250 mm



9975-A
Fissaggio a terra per pali
Ground fixing for poles
Fixation au sol pour poteaux
per base-for base-pour base 340x390 mm



COLORI STANDARD STANDARD COLOURS - COULEURS CLASSIQUES

00	01	10	24	25	30	35	40
BIANCO PURO RAL 9016 PURE WHITE BLANC PUR	NERO RAL 9005 BLACK NOIR	BIANCO RAL 9010 WHITE BLANC	BRONZO BRONZE BRONZE	RUGGINE RUST ROUILLE	ANTRACITE ANTHRACITE ANTHRACITE	ARDESIA SLATE ARDOISE	GRIGIO RAL 9006 GREY GRIS

COLORI SPECIALI SPECIAL COLOURS - COULEURS SPÉCIALES

02	03	04	05
NERO-ORO BLACK-GOLD NOIR-DORÉ	NERO-RAME BLACK-COPPER NOIR-CUIVRE	NERO-VERDE BLACK-GREEN NOIR-VERT	NERO-GRIGIO BLACK-GRY NOIR-GRIS

CARATTERISTICHE

Apparecchio per illuminazione artistica di aree pedonali, parchi e giardini, con soluzioni di design caratterizzanti e soluzioni tecniche aderenti alle più recenti normative. Corpo in pressofusione di alluminio ENAB46100, pali in estruso di alluminio UNI EN 573-3 verniciato colore antracite a polveri e poliesteri in doppia mano previo processo anticorrosione. Diffusore PMMA trasparente o opale antivandalico. Viterie e minuterie in acciaio inox A2. Sorgenti luminose al sodio, ioduri metallici, e fluorescenti compatte da 23W a 42W per coprire le più disparate esigenze illuminotecniche. Frangiluce lamellare in alluminio anodizzato.

Installazione:

a parete, a soffitto, a terra

Componenti:

Pressofusione di alluminio lega ENAB46100, pali in estruso di alluminio UNI EN 573-3

Diffusori:

polycarbonato chiaro trasparente - opale (opzionale) (LARGE)
vetro chiaro trasparente - satinato (opzionale) (MEDIUM-SMALL)

Portalamпада:

E27

Lampada non inclusa

Cablaggio:

tensione di rete 220-240V

Viterie:

acciaio inox

Guarnizione:

silicone espanso - silicone stampato

Isolamento:

Classe I

Normative:

conformità alle norme EN60598-1 e EN60598-2-3

Marchio:

CE

Accessori Opzionali:

frangiluce 12 lamelle (9981-A) - frangiluce 6 lamelle (9982-A)
Triangolo per il fissaggio al terreno (9975-A) per pali, compreso di tiranti e dadi

FEATURES

Fitting for artistic lighting of pedestrain areas, gardens and park, with characteristic design and technical solutions in compliance with the latest norms. Body in die-cast aluminium ENAB43100, poles in extruded aluminium UNI EN 573-3, polyester powder anthracite color painted subject to anti-corrosion process. Anti-vandalic transparent or opal PMMA diffuser. Screws in A2 stainless steel. Sodium, metal halide or 23W-42W compact fluorescent lamp to suit all technical lighting requests. Lamellar shade anodized aluminium.

Fixing:

wall fixing, ceiling fixing, ground fixing

Components:

ENAB46100 die-cast aluminium, poles in extruded aluminium UNI EN 573-3

Diffusers:

clear polycarbonate - opal (optional) (LARGE)
clear glass - satin (optional) (MEDIUM-SMALL)

Lampholder:

E27

Lamp not included

Wiring:

voltage 220-240V

Screws kit:

stainless steel

Gasket:

expanded silicone - moulded silicone

Insulation:

Class I

Norms:

manufactured in compliance with EN60598-1 and EN60598-2-3 norms

Mark:

CE

Optional Accessories:

12 lamellar shade (9981-A) - 6 lamellar shade (9982-A)
Anchoring kit for ground installation (9975-A) for poles

CARACTÉRISTIQUES

Appareil pour éclairage artistique de zones piétonnes, parcs et jardins, avec des solutions de design particulières et des solutions techniques conformes aux réglementations les plus récentes. Corps en aluminium moulé sous pression ENAB46100, poteau en aluminium extrudé UNI EN 573-3 peint couleur anthracite en poudres et polyester deux couches après processus anti-corrosion. Diffuseur PMMA transparent ou opale anti-vandalisme. Visserie et petits composants en acier inox A2. Lampes au sodium, à iodure métallique et fluocompactes de 23 W à 42 W pour satisfaire les exigences d'éclairage technique les plus diverses. Déflecteur lamellaire en aluminium anodisé.

Installation:

au mur, au plafond, au sol

Composants:

Alliage d'aluminium moulé par pression ENAB46100, poteaux en aluminium extrudé UNI EN 573-3

Diffuseurs:

polycarbonate clair transparent - opale (en option) (LARGE)
Verre clair transparent - satiné (en option) (MEDIUM-SMALL)

Douille de lampe:

E27

Ampoule non incluse

Câblage:

tension de réseau 220-240V

Visserie:

acier inox

Garniture:

silicone expansif - silicone moulé

Isolement:

Classe I

Réglementations :

conformité avec les normes EN60598-1 et EN60598-2-3

Marquage:

CE

Accessoires en option:

déflecteur 12 lamelles (9981-A) - déflecteur 6 lamelles (9982-A) Triangle pour la fixation au sol (9975-A) pour poteaux, tirants et écrous inclus

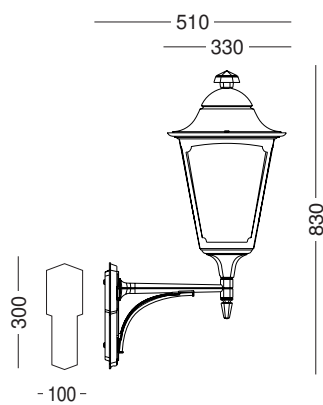
03 3108



MODU **LED** VEDI-SEE-VOIR
PAG. 12

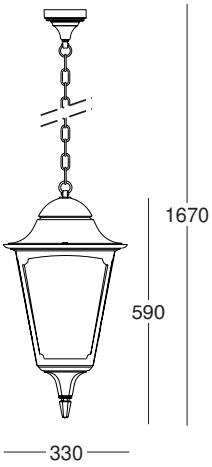


COD.	LAMP	V	W
3108-03...30	E27	250	75 max



3108-03

01 3108



3108-01

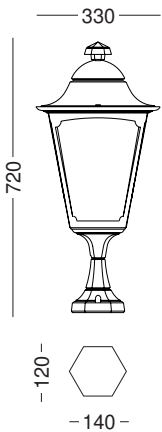


MODU **LED** VEDI-SEE-VOIR
PAG. 12



COD.	LAMP	V	W
3108-01...30	E27	250	75 max

04 3108



3108-04




MODU **LED** VEDI-SEE-VOIR
PAG. 12

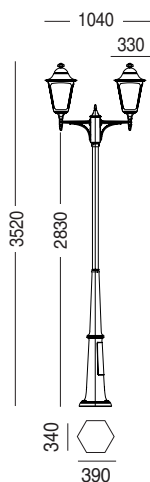


COD.	LAMP	V	W
3108-04...30	E27	250	75 max

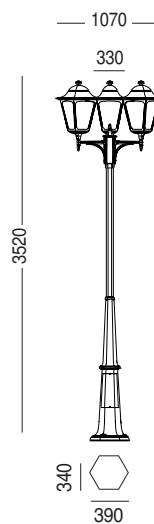
78-79 3108



3108-78 * KIT 9975-A



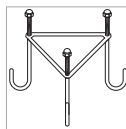
3108-79 * KIT 9975-A



3108-71 * KIT 9975-A

* FISSAGGIO A TERRA PER PALI (OPZIONALI)
GROUND FIXING FOR POLES (OPTIONAL)
FIXATION AU SOL POUR POTEAUX (EN OPTION)

per base-for base-pour base
340x390 mm



9975-A

MODU **LED** VEDI-SEE-VOIR
PAG. 12



COD.	LAMP	V	W
3108-78...30	E27	250	75 max
3108-79...30	E27	250	75 max
3108-71...30	E27	250	75 max

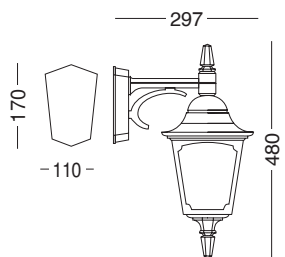
02-03 3104



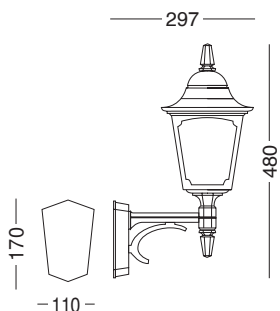
MODU **LED** VEDI-SEE-VOIR
PAG. 12



COD.	LAMP	V	W
3104-02...30	E27	250	75 max
3104-03...30			

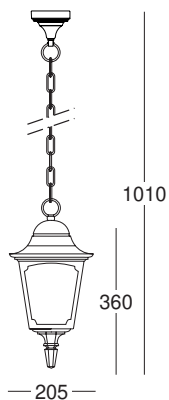


3104-02



3104-03

01 3104



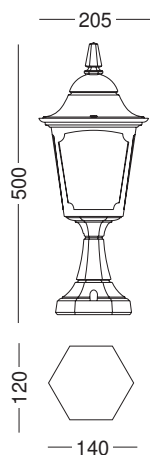
3104-01



MODU **LED** VEDI-SEE-VOIR
PAG. 12 **D**

COD.	LAMP	V	W
3104-01...30	E27	250	75 max

04 3104



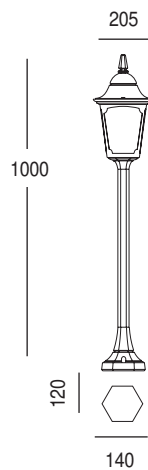
3104-04



MODU **LED** VEDI-SEE-VOIR
PAG. 12 **D**

COD.	LAMP	V	W
3104-04...30	E27	250	75 max

15 3104



3104-15

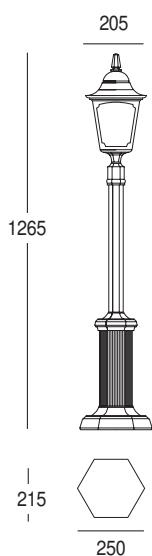



MODU LED VEDI-SEE-VOIR
PAG. 12



COD.	LAMP	V	W
3104-15...30	E27	250	75 max

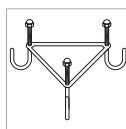
66 3104



3104-66 * KIT 9976-A

* FISSAGGIO A TERRA PER PALI (OPZIONALI)
GROUND FIXING FOR POLES (OPTIONAL)
FIXATION AU SOL POUR POTEAUX (EN OPTION)

per base-for base-pour base
215x250 mm



9976-A

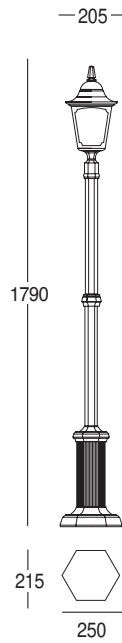



COD.	LAMP	V	W
3104-66...30	E27	250	75 max

MODU **LED** VEDI-SEE-VOIR
PAG. 12



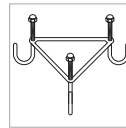
67 3104



3104-67 * KIT 9976-A

* FISSAGGIO A TERRA PER PALI (OPZIONALI)
GROUND FIXING FOR POLES (OPTIONAL)
FIXATION AU SOL POUR POTEAUX (EN OPTION)

per base-for base-pour base
215x250 mm



9976-A

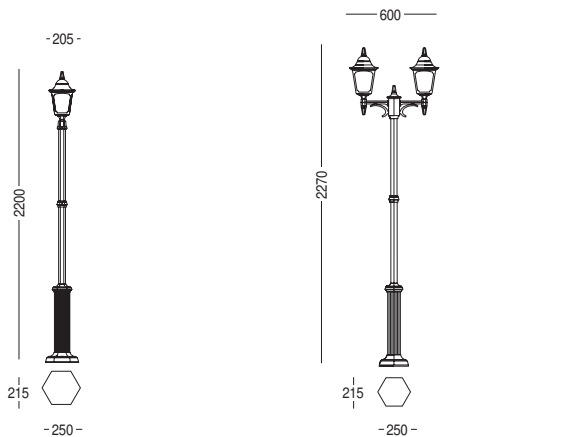


COD.	LAMP	V	W
3104-67...30	E27	250	75 max

MODU **LED** VEDI-SEE-VOIR
PAG. 12

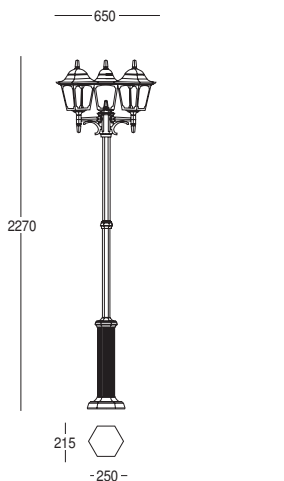


68-69-61 3104



3104-68 * KIT 9976-A

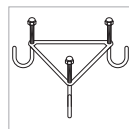
3104-69 * KIT 9976-A



3104-61 * KIT 9976-A

* FISSAGGIO A TERRA PER PALI (OPZIONALI)
GROUND FIXING FOR POLES (OPTIONAL)
FIXATION AU SOL POUR POTEAUX (EN OPTION)

per base-for base-pour base
215x250 mm



9976-A

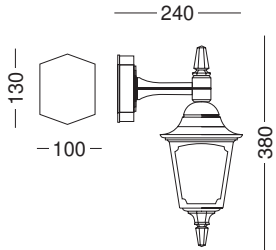


COD.	LAMP	V	W
3104-68...30			
3104-69...30	E27	250	75 max
3104-61...30			

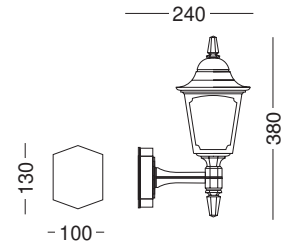
MODU **LED** VEDI-SEE-VOIR
PAG. 12



02-03 3103



3103-02



3103-03

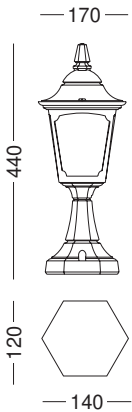


MODU **LED** VEDI-SEE-VOIR
PAG. 12



COD.	LAMP	V	W
3103-02...30	E27	250	75 max
3103-03...30	E27	250	75 max

04 3103



3103-04

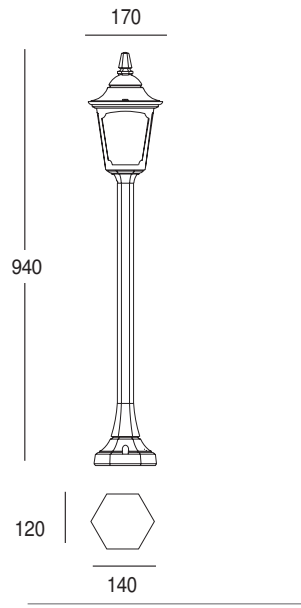


MODU **LED** VEDI-SEE-VOIR
PAG. 12



COD.	LAMP	V	W
3103-04...30	E27	250	75 max

15 3103



3103-15


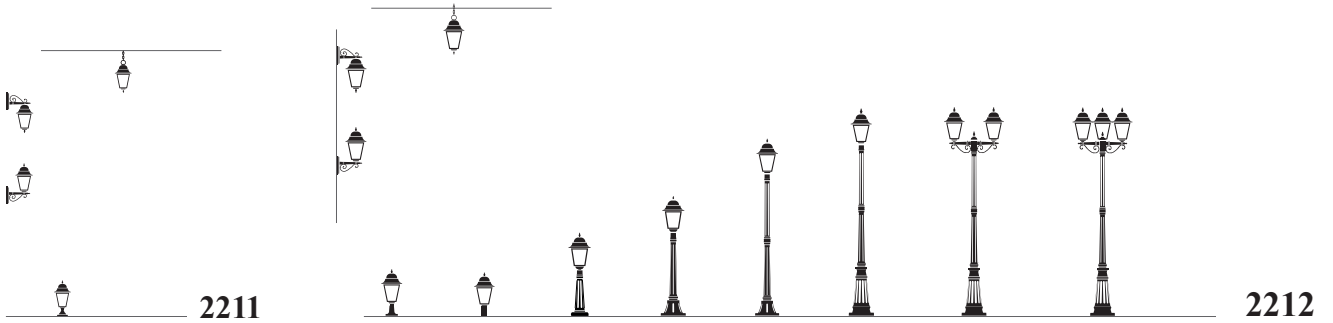


COD.	LAMP	V	W
3103-15...30	E27	250	75 max

MODU **LED** VEDI-SEE-VOIR
PAG. 12



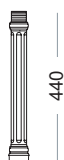
ANDROMEDA





ACCESSORI OPZIONALI

OPTIONAL ACCESSORIES - ACCESSOIRES EN OPTION



6047-A-1

Prolunga per palo
(2212-08/09/11, 2213-08/09/11,
2213-18/19/21)
Pole extension
Rallonge pour poteau



6048-A-1

Sostituisce il 6048-A
(2215-08/09/11)
Replaces 6048
Remplace 6048



6047-A

Prolunga per palo
(2215-08/09/11)
Pole extension
Rallonge pour poteau

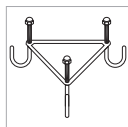
MODU **LED**

D

Vedi pagina 12 per ulteriori informazioni
See page 12 for more information
Voir page 12 pour plus d'informations

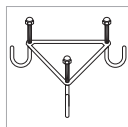
Vedi pagina 20 per ulteriori informazioni

See page 20 for more information - Voir page 20 pour plus d'informations



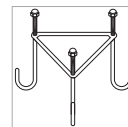
9978-A

Fissaggio a terra per pali
Ground fixing for poles
Fixation au sol pour poteaux
per base-for base-pour base 240x210 mm



9974-A

Fissaggio a terra per pali
Ground fixing for poles
Fixation au sol pour poteaux
per base-for base-pour base 260x230 mm



9975-A

Fissaggio a terra per pali
Ground fixing for poles
Fixation au sol pour poteaux
per base-for base-pour base 325x285 mm

COLORI STANDARD STANDARD COLOURS - COULEURS CLASSIQUES

00	01	10	24	25	30	35	40
BIANCO PURO RAL 9016 PURE WHITE BLANC PUR	NERO RAL 9005 BLACK NOIR	BIANCO RAL 9010 WHITE BLANC	BRONZO BRONZE BRONZE	RUGGINE RUST ROUILLE	ANTRACITE ANTHRACITE ANTHRACITE	ARDESIA SLATE ARDOISE	GRIGIO RAL 9006 GREY GRIS

COLORI SPECIALI SPECIAL COLOURS - COULEURS SPÉCIALES

02	03	04	05
NERO-ORO BLACK-GOLD NOIR-DORÉ	NERO-RAME BLACK-COPPER NOIR-CUIVRE	NERO-VERDE BLACK-GREEN NOIR-VERT	NERO-GRIGIO BLACK-GRAY NOIR-GRIS

CARATTERISTICHE

Apparecchio per illuminazione artistica di aree pedonali, parchi e giardini, con soluzioni di design caratterizzanti e soluzioni tecniche aderenti alle più recenti normative. Corpo in pressofusione di alluminio ENAB46100, pali in estruso di alluminio UNI EN 573-3 verniciato colore antracite a polveri e poliesteri in doppia mano previo processo anticorrosione. Diffusore PMMA trasparente o opale antivandalico. Viterie e minuterie in acciaio inox A2. Sorgenti luminose al sodio, ioduri metallici, e fluorescenti compatte da 23W a 42W per coprire le più disparate esigenze illuminotecniche.

Installazione:

a parete, a soffitto, a terra

Componenti:

Pressofusione di alluminio lega ENAB46100, pali in estruso di alluminio UNI EN 573-3

Diffusori:

vetro chiaro trasparente (standard) - opale (opzionale)
polycarbonato chiaro trasparente (opzionale) - satinato (opzionale)

Portalamпада:

E27

Lampada non inclusa

Cablaggio:

tensione di rete 220-240V

Viterie:

acciaio inox

Guarnizione:

silicone espanso - silicone stampato

Isolamento:

Classe I

Normative:

conformità alle norme EN60598-1 e EN60598-2-3

Marchio:

CE

Accessori Opzionali:

frangiluce 12 lamelle (9981-A) - frangiluce 6 lamelle (9982-A)
Kit per il fissaggio al terreno (9975-A) per pali

FEATURES

Fitting for artistic lighting of pedestrian areas, gardens and park, with characteristic design and technical solutions in compliance with the latest norms. Body in die-cast aluminium ENAB46100, poles in extruded aluminium UNI EN 573-3, polyester powder anthracite color painted subject to anti-corrosion process. Anti-vandalic transparent or opal PMMA diffuser. Screws in A2 stainless steel. Sodium, metal halide or 23W-42W compact fluorescent lamp to suit all technical lighting requests.

Fixing:

wall fixing, ceiling fixing, ground fixing

Components:

ENAB46100 die-cast aluminium, poles in extruded aluminium UNI EN 573-3

Diffusers:

clear glass (standard) - opal (optional)
clear polycarbonate (optional) - satin (optional)

Lamp holder:

E27

Lamp not included

Wiring:

voltage 220-240V

Screws kit:

stainless steel

Gasket:

expanded silicone - moulded silicone

Insulation:

Class I

Norms:

manufactured in compliance with EN60598-1 and EN60598-2-3 norms

Mark:

CE

Optional Accessories:

12 lamellar shade (9981-A) - 6 lamellar shade (9982-A)
Anchoring kit for ground installation (9975-A) for poles

CARACTÉRISTIQUES

Appareil pour éclairage artistique de zones piétonnes, parcs et jardins, avec des solutions de design particulières et des solutions techniques conformes aux réglementations les plus récentes. Corps en aluminium moulé sous pression ENAB46100, poteau en aluminium extrudé UNI EN 573-3 peint couleur anthracite en poudres et polyester deux couches après processus anti-corrosion. Diffuseur PMMA transparent ou opale anti-vandalisme. Visserie et petits composants en acier inox A2. Lampes au sodium, à iodure métallique et fluocompactes de 23 W à 42 W pour satisfaire les exigences d'éclairage technique les plus diverses.

Installation:

au mur, au plafond, au sol

Composants:

Alliage d'aluminium moulé par pression ENAB46100, poteaux en aluminium extrudé UNI EN 573-3

Diffuseurs:

Vitre clair transparent (classiques) - opale (en option)
polycarbonate clair transparent (en option) - satiné (en option)

Douille de lampe:

E27

Ampoule non incluse

Câblage:

tension de réseau 220-240V

Visserie:

acier inox

Garniture:

silicone expansif - silicone moulé

Isolément:

Classe I

Réglementations:

conformité avec les normes EN60598-1 et EN60598-2-3

Marquage:

CE

Accessoires en option:

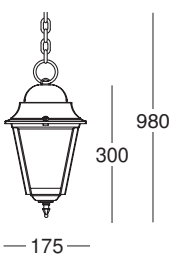
défecteur 12 lamelles (9981-A) - déflecteur 6 lamelles (9982-A)
Kit pour fixation au sol (9975-A) pour poteau

01 2211-2212-2213-2215

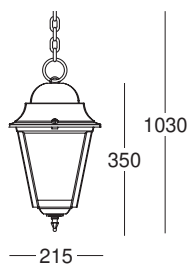


MODU **LED** VEDI-SEE-VOIR PAG. 12 **D**

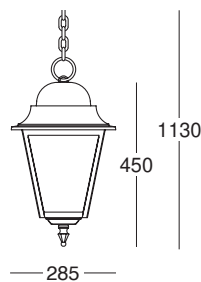
COD.	LAMP	V	W
2211-01...30 2212-01...30 2213-01...30 2215-01...30	E27	250	75 max



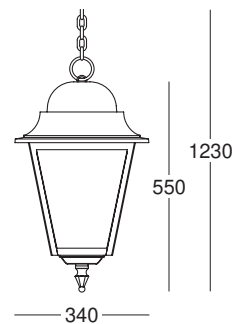
2211-01



2212-01



2213-01



2215-01

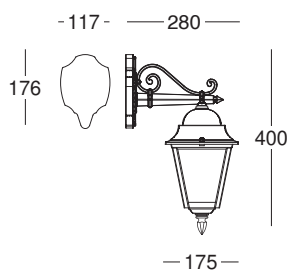
02-03 2211-2212



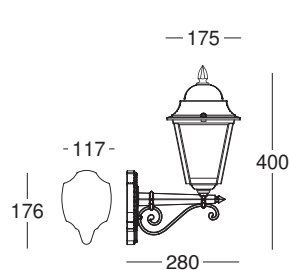
MODU **LED** VEDI-SEE-VOIR
PAG. 12



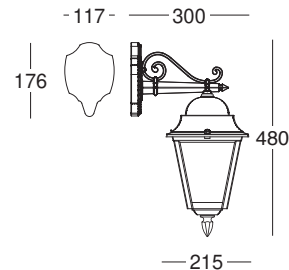
COD.	LAMP	V	W
2211-02...30			
2211-03...30			
2212-02...30	E27	250	75 max
2212-03...30			



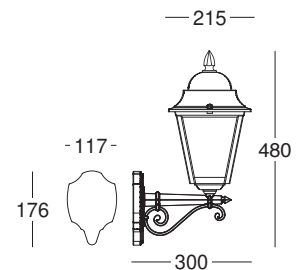
2211-02



2211-03



2212-02



2212-03

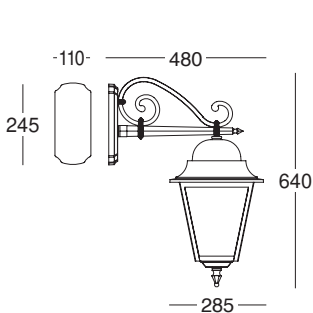
02-03 2213-2215



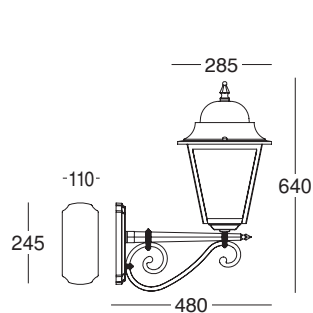
MODU **LED** VEDI-SEE-VOIR
PAG. 12



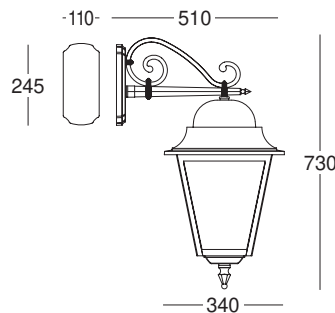
COD.	LAMP	V	W
2213-02...30			
2213-03...30			
2215-02...30	E27	250	75 max
2215-03...30			



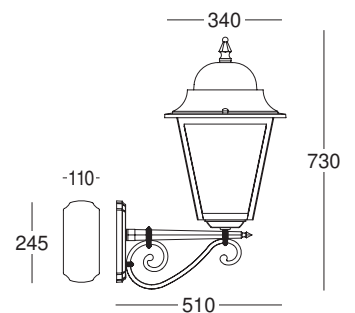
2213-02



2213-03



2215-02



2215-03


04 2211-2212-2213-2215



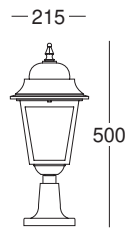
MODU **LED** VEDI-SEE-VOIR
PAG. 12



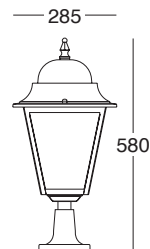
COD.	LAMP	V	W
2211-04...30			
2212-04...30	E27	250	75 max
2213-04...30			
2215-04...30			



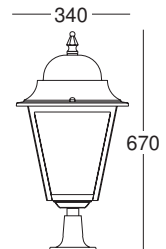
2211-04



2212-04



2213-04



2215-04


25 2212-2213-2215



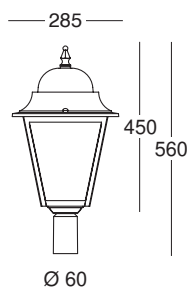
MODU **LED** VEDI-SEE-VOIR
PAG. 12



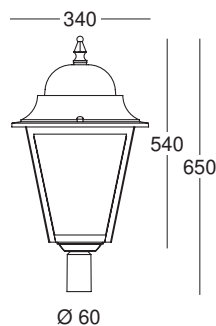
COD.	LAMP	V	W
2212-25...30			
2213-25...30	E27	250	75 max
2215-25...30			



2212-25




2213-25

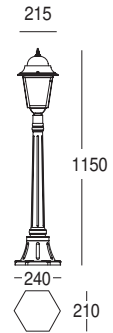


2215-25

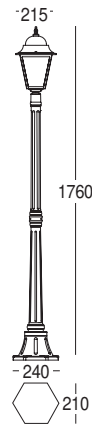
06-07 2212-2213



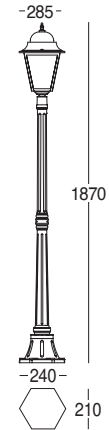
2212-05



2212-06 * KIT 9978-A



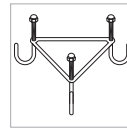
2212-07 * KIT 9978-A



2213-07 * KIT 9978-A

* FISSAGGIO A TERRA PER PALI (OPZIONALI)
GROUND FIXING FOR POLES (OPTIONAL)
FIXATION AU SOL POUR POTEAUX (EN OPTION)

per base-for base-pour base
240x210 mm



9978-A

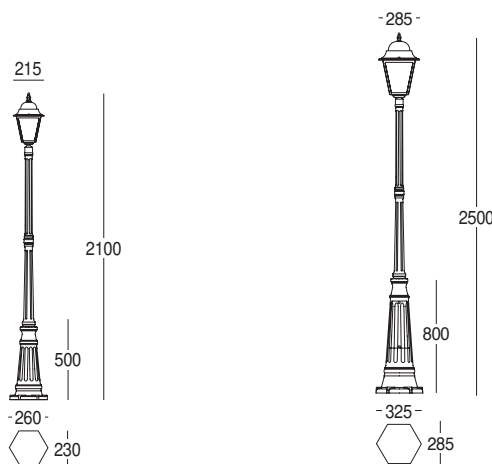


COD.	LAMP	V	W
2212-05...30			
2212-06...30	E27	250	75 max
2212-07...30			
2213-07...30			

MODU LED VEDI-SEE-VOIR
PAG. 12

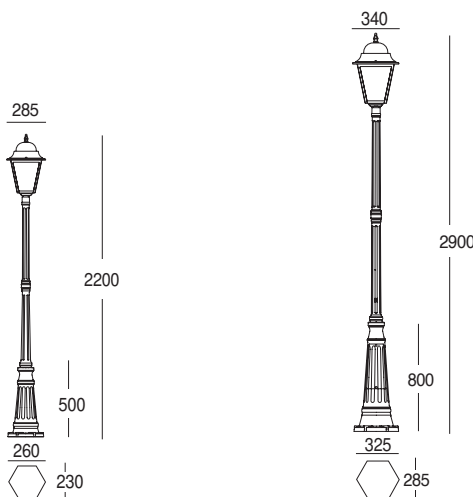


08-18 2212-2213-2215



2212-08 * KIT 9974-A

2213-18 * KIT 9975-A



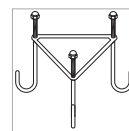
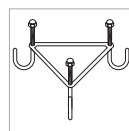
2213-08 * KIT 9974-A

2215-08 * KIT 9975-A

* FISSAGGIO A TERRA PER PALI (OPZIONALI)
GROUND FIXING FOR POLES (OPTIONAL)
FIXATION AU SOL POUR POTEAUX (EN OPTION)

per base-for base-pour base
260x230 mm

per base-for base-pour base
325x285 mm



9974-A

9975-A

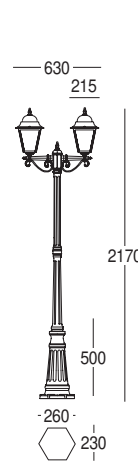


COD.	LAMP	V	W
2212-08...30			
2213-08...30	E27	250	75 max
2213-18...30			
2215-08...30			

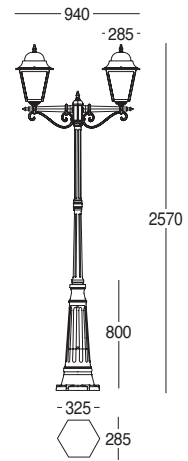
MODU **LED** VEDI-SEE-VOIR
PAG. 12



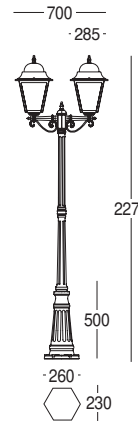
09-19 2212-2213-2215



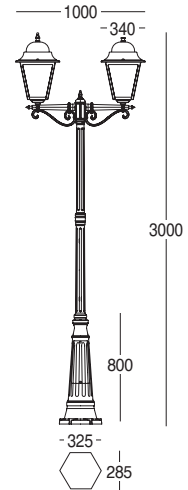
2212-09 * KIT 9974-A



2213-19 * KIT 9975-A



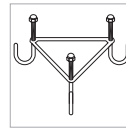
2213-09 * KIT 9974-A



2215-09 * KIT 9975-A

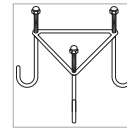
* FISSAGGIO A TERRA PER PALI (OPZIONALI)
GROUND FIXING FOR POLES (OPTIONAL)
FIXATION AU SOL POUR POTEAUX (EN OPTION)

per base-for base-pour base
260x230 mm



9974-A

per base-for base-pour base
325x285 mm



9975-A

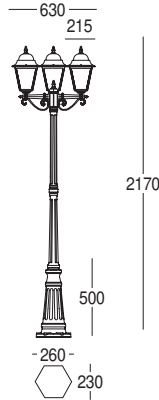


COD.	LAMP	V	W
2212-09...30	E27	250	75 max
2213-09...30			
2213-19...30			
2215-09...30			

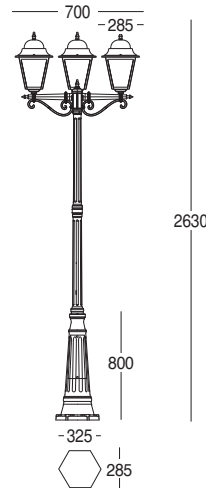
MODU **LED** VEDI-SEE-VOIR
PAG. 12



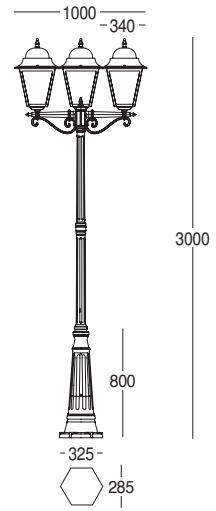
11 2212-2213-2215



2212-11 * KIT 9974-A



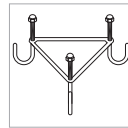
2213-11 * KIT 9975-A



2215-11 * KIT 9975-A

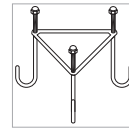
* FISSAGGIO A TERRA PER PALI (OPZIONALI)
GROUND FIXING FOR POLES (OPTIONAL)
FIXATION AU SOL POUR POTEAUX (EN OPTION)

per base-for base-pour base
260x230 mm



9974-A

per base-for base-pour base
325x285 mm



9975-A






COD.	LAMP	V	W
2212-11...30	E27	250	75 max
2213-11...30			
2215-11...30			

MODU **LED** VEDI-SEE-VOIR
PAG. 12



ARIES

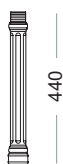
ARIES CLOSED





ACCESSORI OPZIONALI

OPTIONAL ACCESSORIES - ACCESSOIRES EN OPTION



6047-A-1

Prolunga per palo
(2243-08/09/11, 2272-08/09/11,
2282-08/09/11, 2283-08/09/11)
Pole extension
Rallonge pour poteau



6048-A-1

Sostituisce il 6048-A
(2245-08/09/11, 2255-08/09/11)
Replaces 6048
Remplace 6048



6047-A

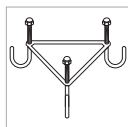
Prolunga per palo
(2245-08/09/11, 2255-08/09/11)
Pole extension
Rallonge pour poteau

MODU LED

D

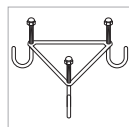
Vedi pagina 12 per ulteriori informazioni
See page 12 for more information
Voir page 12 pour plus d'informations

Vedi pagina 20 per ulteriori informazioni
See page 20 for more information - Voir page 20 pour plus d'informations



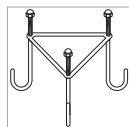
9978-A

Fissaggio a terra per pali
Ground fixing for poles
Fixation au sol pour poteaux
per base-for base-pour base
240x210 mm



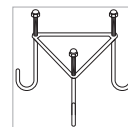
9974-A

Fissaggio a terra per pali
Ground fixing for poles
Fixation au sol pour poteaux
per base-for base-pour base
260x230 mm



9975-A

Fissaggio a terra per pali
Ground fixing for poles
Fixation au sol pour poteaux
per base-for base-pour base
325x285 mm



9977-A

Fissaggio a terra per pali
Ground fixing for poles
Fixation au sol pour poteaux
per base-for base-pour base
ø296 mm

COLORI STANDARD STANDARD COLOURS - COULEURS CLASSIQUES

00	01	10	24	25	30	35	40
BIANCO PURO RAL 9016 PURE WHITE BLANC PUR	NERO RAL 9005 BLACK NOIR	BIANCO RAL 9010 WHITE BLANC	BRONZO BRONZE BRONZE	RUGGINE RUST ROUILLE	ANTRACITE ANTHRACITE ANTHRACITE	ARDESIA SLATE ARDOISE	GRIGIO RAL 9006 GREY GRIS

COLORI SPECIALI SPECIAL COLOURS - COULEURS SPÉCIALES

02	03	04	05
NERO-ORO BLACK-GOLD NOIR-DORÉ	NERO-RAME BLACK-COPPER NOIR-CUIVRE	NERO-VERDE BLACK-GREEN NOIR-VERT	NERO-GRIGIO BLACK-GRAY NOIR-GRIS

CARATTERISTICHE

I materiali di elevata qualità fanno di Aries un eccellente prodotto per l'utilizzo in esterno. La forma classica ma particolareggiata da la possibilità di adattare il prodotto a tutte le esigenze di ambientazione. Resistente ed accurato, Aries garantisce la massima resa ed una propagazione ottimale della luce, grazie al diffusore a 4 facce in vetro chiaro trasparente, disponibile anche in vetro satinato oppure policarbonato trasparente, su richiesta. La possibilità di installazione a parete, a soffitto e a terra rende il prodotto estremamente versatile. Un perfetto connubio tra stile e tecnologia che renderà raffinati i vostri spazi esterni.

Installazione:

a parete, a soffitto, a terra

Componenti:

pressofusione di alluminio EN AB 46100, verniciato con polveri poliesteri ad elevata resistenza ai raggi UV e alla corrosione

Diffusori:

vetro chiaro trasparente
vetro satinato (opzionale)
policarbonato trasparente (opzionale)

Portalamпада:

E27

Lampada non inclusa

Cablaggio:

tensione di rete 220-240V

Viterie:

acciaio inox

Isolamento:

Classe I - Classe II a richiesta

Normative:

conformità alle norme EN60598-1

Marchio:

CE

Accessori opzionali:

Triangolo per il fissaggio al terreno
5014-A (per base 260x230 mm) - 5015-A (per base 325x285 mm) -
5016-A (per base 240x210 mm)
Tirante zincato per il fissaggio al terreno 3 x 5020-A
Bullone INOX per il fissaggio al terreno 3 x 5021-A
Prolunga per palo 6047-A-1

FEATURES

The high quality materials of Aries make it an excellent product for outdoor use. The classic but detailed design makes this product adaptable to all settings. Resistant and precise, Aries guarantees maximum performance and optimal diffusion of light thanks to the 4-sided diffuser in clear glass, also available in satinized glass or transparent polycarbonate on request. The possibility of wall, ceiling or floor mount installations makes the product extremely versatile. A perfect blend of style and technology to give your outdoor areas a refined touch.

Fixing:

wall fixing, ceiling fixing, ground fixing

Components:

die cast aluminium EN AB 46100 painted with polyester powder UV ray and corrosion resistant

Diffusers:

clear glass
satin glass (optional)
clear polycarbonate (optional)

Lampholder:

E27

Lamp not included

Wiring:

voltage 220-240V

Screws kit:

stainless steel

Insulation:

Class I - Class II on request

Norms:

manufactured in compliance with EN60598-1 norms

Mark:

CE

Optional Accessories:

Triangle for ground fixing
5014-A (for 260x230 mm base) - 5015-A (for 325x285 mm base) -
5016-A (for 240x210 mm base) - Zinc-plated tie-rod for ground fixing
3 x 5020-A - INOX screw bolt for ground fixing 3 x 5021-A - Pole
extension 6047-A-1

CARACTÉRISTIQUES

Les matériaux de grande qualité font d'Aries un excellent produit pour l'utilisation en extérieur. La forme classique mais particulière offre la possibilité d'adapter le produit à tous les types d'atmosphère. Résistant et aux lignes épurées, Aries garantit des prestations maximales et une propagation optimale de la lumière, grâce au diffuseur à 4 faces en verre clair transparent, disponible aussi en verre satiné ou polycarbonate transparent, sur demande. La possibilité d'installation au mur, au plafond et au sol rend ce produit extrêmement versatile. Il s'agit de l'union parfaite entre style et technologie qui rendra vos espaces extérieurs raffinés.

Installation:

au mur, au plafond, au sol

Composants:

aluminium moulé sous pression EN AB 46100, peint avec poudres polyester ayant une haute résistance aux rayons UV et à la corrosion

Diffuseurs:

verre clair transparent
verre satiné (en option)
polycarbonate transparent (en option)

Douille de lampe:

E27

Ampoule non incluse

Câblage:

tension de réseau 220-240V

Visserie:

acier inox

Isolement:

Classe I - Classe II en option

Règlementations:

Conformité avec les normes EN60598-1

Marquage:


CE

Accessoires en option:

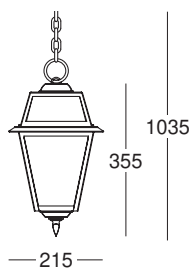
Triangle pour la fixation au sol
5014-A (pour base 260x230 mm) - 5015-A (pour base 325x285 mm) -
5016-A (pour base 240x210 mm)
Tirant galvanisé pour fixation au sol 3 x 5020-A
Boulon INOX pour la fixation au sol 3 x 5021-A
Rallonge pour poteau 6047-A-1

01 2272-2243-2245

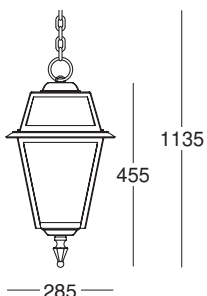



 Classe II a richiesta
 Es. Codice per CL. II 2243-01...30II
 Class II on request
 Ex. Code for CL. II 2243-01...30II
 Classe II en option
 Ex. de code pour CL. II 2245-01...30II

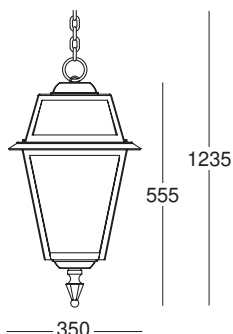
COD.	LAMP	V	W
2243-01...30	E27	250	75 max
2245-01...30			
2272-01...30			



2272-01




2243-01



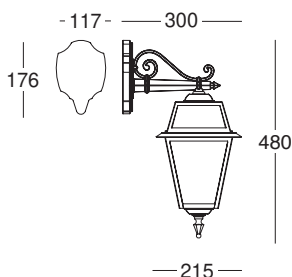
2245-01

02-03 2272

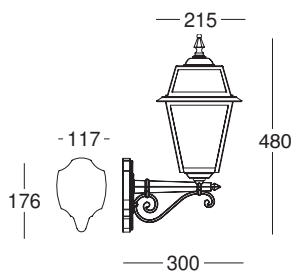



 Classe II a richiesta
 Es. Codice per CL. II 2272-02...30II
 Class II on request
 Ex. Code for CL. II 2272-02...30II
 Classe II en option
 Ex. de code pour CL. II 2272-02...30II

COD.	LAMP	V	W
2272-02...30			
2272-03...30	E27	250	75 max




2272-02



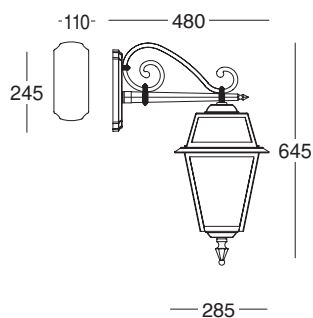
2272-03

02-03 2243-2245

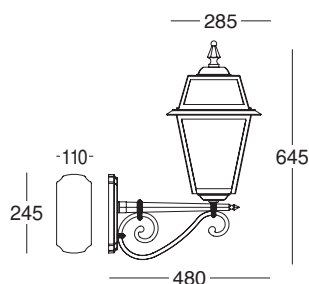



 Classe II a richiesta
 Es. Codice per CL. II 2243-02...30II
 Class II on request
 Ex. Code for CL. II 2243-02...30II
 Classe II en option
 Ex. de code pour CL. II 2243-02...30II

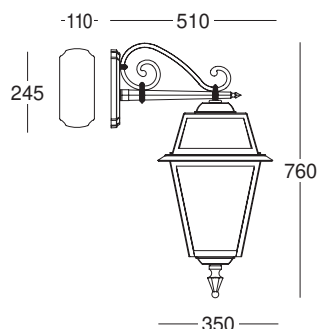
COD.	LAMP	V	W
2243-02...30			
2243-03...30			
2245-02...30	E27	250	75 max
2245-03...30			



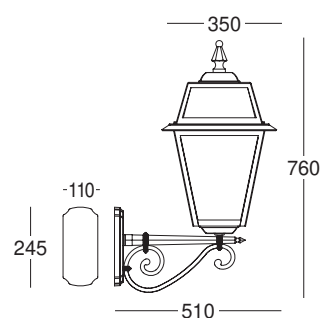
2243-02



2243-03




2245-02



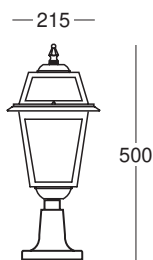
2245-03

04 2272-2243-2245




 Classe II a richiesta
 Es. Codice per CL. II 2243-04...30II
 Class II on request
 Ex. Code for CL. II 2243-04...30II
 Classe II en option
 Ex. de code pour CL. II 2243-04...30II

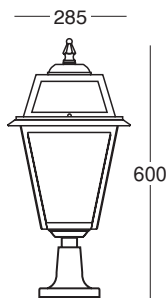
COD.	LAMP	V	W
2243-04...30	E27	250	75 max
2245-04...30			
2272-04...30			



- 140 -



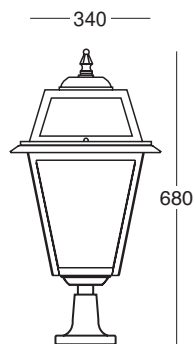
2272-04



- 140 -



2243-04




- 140 -



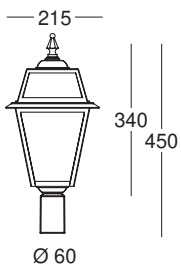
2245-04

25 2272-2243-2245

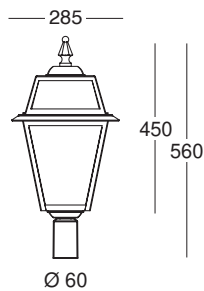



 Classe II a richiesta
 Es. Codice per CL. II 2243-25...30II
 Class II on request
 Ex. Code for CL. II 2243-25...30II
 Classe II en option
 Ex. de code pour CL. II 2243-25...30II

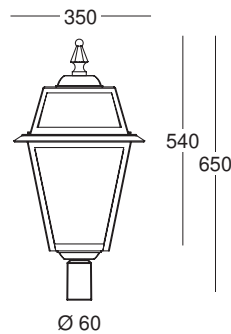
COD.	LAMP	V	W
2243-25...30	E27	250	75 max
2245-25...30			
2272-25...30			



2272-25

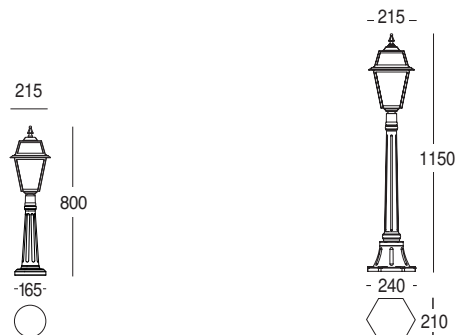


2243-25



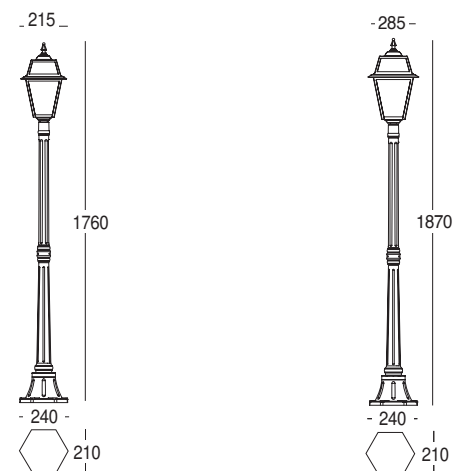
2245-25

06-07 2272-2243



2272-05

2272-06 * KIT 9978-A

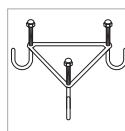


2272-07 * KIT 9978-A

2243-07 * KIT 9978-A

* FISSAGGIO A TERRA PER PALI (OPZIONALI)
GROUND FIXING FOR POLES (OPTIONAL)
FIXATION AU SOL POUR POTEAUX (EN OPTION)

per base-for base-pour base
240x210 mm




9978-A



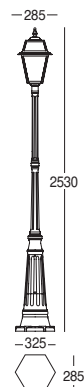
Classe II a richiesta
Es. Codice per CL. II 2243-07...30II
Class II on request
Ex. Code for CL. II 2243-07...30II
Classe II en option
Ex. de code pour CL. II 2243-07...30II

COD.	LAMP	V	W
2243-07...30			
2272-05...30	E27	250	75 max
2272-06...30			
2272-07...30			

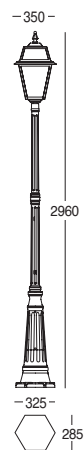
08 2272-2243-2245



2272-08 * KIT 9974-A



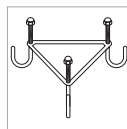
2243-08 * KIT 9975-A



2245-08 * KIT 9975-A

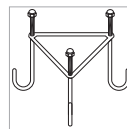
* FISSAGGIO A TERRA PER PALI (OPZIONALI)
GROUND FIXING FOR POLES (OPTIONAL)
FIXATION AU SOL POUR POTEAUX (EN OPTION)

per base-for base-pour base
260x230 mm



9974-A

per base-for base-pour base
325x285 mm



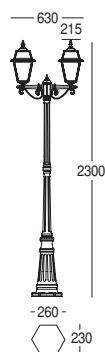
9975-A



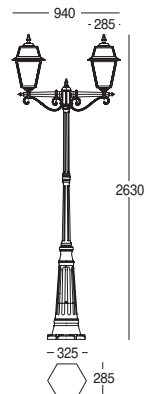
Classe II a richiesta
Es. Codice per CL. II 2243-08...30II
Class II on request
Ex. Code for CL. II 2243-08...30II
Classe II en option
Ex. de code pour CL. II 2243-08...30II

COD.	LAMP	V	W
2243-08...30	E27	250	75 max
2245-08...30			
2272-08...30			

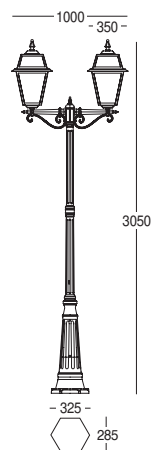
09 2272-2243-2245



2272-09 * KIT 9974-A



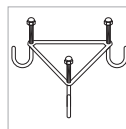
2243-09 * KIT 9975-A



2245-09 * KIT 9975-A

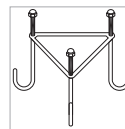
* FISSAGGIO A TERRA PER PALI (OPZIONALI)
GROUND FIXING FOR POLES (OPTIONAL)
FIXATION AU SOL POUR POTEAUX (EN OPTION)

per base-for base-pour base
260x230 mm



9974-A

per base-for base-pour base
325x285 mm



9975-A



IP 44



Classe II a richiesta
Es. Codice per CL. II 2243-09...30II
Class II on request
Ex. Code for CL. II 2243-09...30II
Classe II en option
Ex. de code pour CL. II 2243-09...30II

COD.

LAMP

V

W

2243-09...30
2245-09...30
2272-09...30

E27

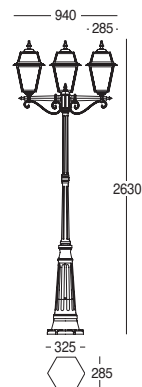
250

75 max

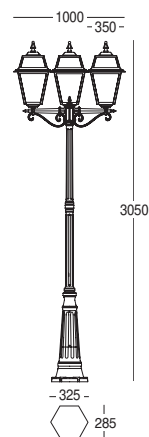
11 2272-2243-2245



2272-11 * KIT 9974-A



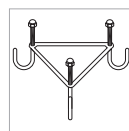
2243-11 * KIT 9975-A



2245-11 * KIT 9975-A

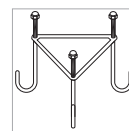
*** FISSAGGIO A TERRA PER PALI (OPZIONALI)**
GROUND FIXING FOR POLES (OPTIONAL)
FIXATION AU SOL POUR POTEAUX (EN OPTION)

per base-for base-pour base
 260x230 mm



9974-A

per base-for base-pour base
 325x285 mm



9975-A




Classe II a richiesta
 Es. Codice per CL. II 2243-11...30II
 Class II on request
 Ex. Code for CL. II 2243-11...30II
 Classe II en option
 Ex. de code pour CL. II 2243-11...30II

COD.	LAMP	V	W
2243-11...30			
2245-11...30	E27	250	75 max
2272-11...30			

02-03 2282

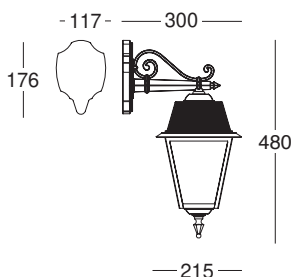



 Classe II a richiesta
 Es. Codice per CL. II 2282-02...30II
 Class II on request
 Ex. Code for CL. II 2282-02...30II
 Classe II en option
 Ex. de code pour CL. II 2282-02...30II

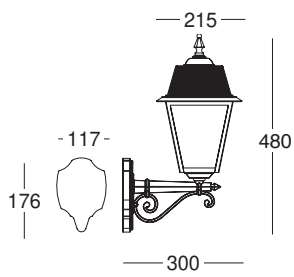
MODU LED VEDI-SEE-VOIR
 PAG. 12



COD.	LAMP	V	W
2282-02...30	E27	250	75 max
2282-03...30			




2282-02



2282-03

02-03 2283-2255

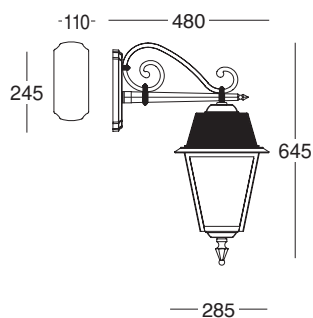



 Classe II a richiesta
 Es. Codice per CL. II 2255-02...30II
 Class II on request
 Ex. Code for CL. II 2255-02...30II
 Classe II en option
 Ex. de code pour CL. II 2255-02...30II

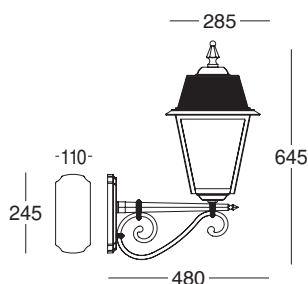
MODU LED VEDI-SEE-VOIR
 PAG. 12



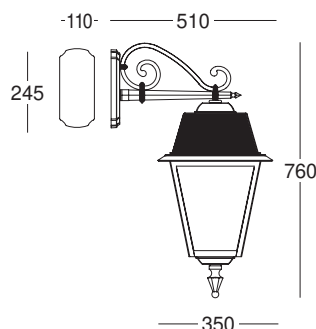
COD.	LAMP	V	W
2255-02...30			
2255-03...30			
2283-02...30	E27	250	75 max
2283-03...30			



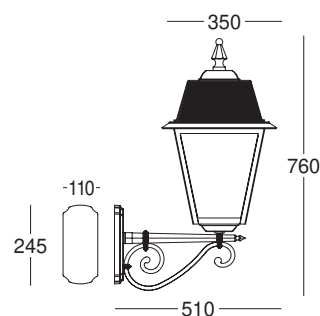
2283-02



2283-03




2255-02



2255-03

01 2282-2283-2255

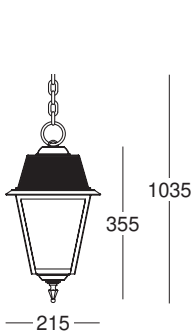



 Classe II a richiesta
 Es. Codice per CL. II 2255-01...30II
 Class II on request
 Ex. Code for CL. II 2255-01...30II
 Classe II en option
 Ex. de code pour CL. II 2255-01...30II


MODU LED VEDI-SEE-VOIR
 PAG. 12




COD.	LAMP	V	W
2255-01...30			
2282-01...30	E27	250	75 max
2283-01...30			



2282-01

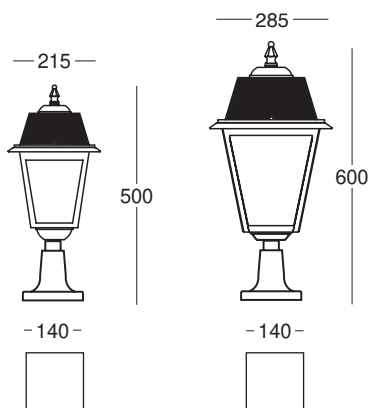


2283-01




2255-01

04 2282-2283-2255



2282-04

2283-04



2255-04



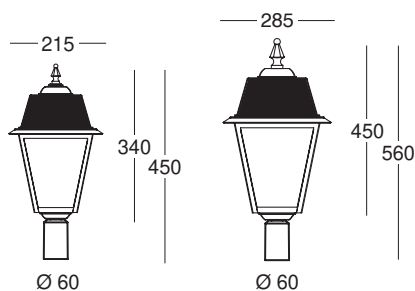
Classe II a richiesta
 Es. Codice per CL. II 2255-04...30II
 Class II on request
 Ex. Code for CL. II 2255-04...30II
 Classe II en option
 Ex. de code pour CL. II 2255-04...30II

MODU **LED** VEDI-SEE-VOIR
 PAG. 12




COD.	LAMP	V	W
2255-04...30	E27	250	75 max
2282-04...30			
2283-04...30			

25 2282-2283-2255



2282-25

2283-25



2255-25



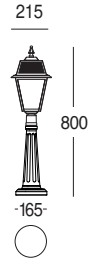
Classe II a richiesta
 Es. Codice per CL. II 2255-25...30II
 Class II on request
 Ex. Code for CL. II 2255-25...30II
 Classe II en option
 Ex. de code pour CL. II 2255-25...30II

MODU **LED** VEDI-SEE-VOIR
 PAG. 12

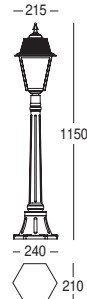


COD.	LAMP	V	W
2255-25...30	E27	250	75 max
2282-25...30			
2283-25...30			

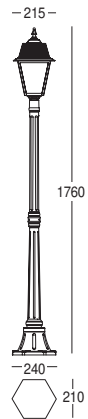
06-07 2282-2283



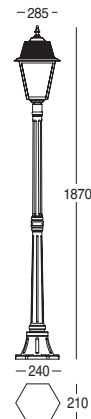
2282-05



2282-06 * KIT 9978-A



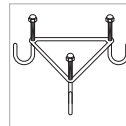
2282-07 * KIT 9978-A



2283-07 * KIT 9978-A

* FISSAGGIO A TERRA PER PALI (OPZIONALI)
GROUND FIXING FOR POLES (OPTIONAL)
FIXATION AU SOL POUR POTEAUX (EN OPTION)

per base-for base-pour base
240x210 mm



9978-A



Classe II a richiesta
Es. Codice per CL. II 2282-06...30II
Class II on request
Ex. Code for CL. II 2282-06...30II
Classe II en option
Ex. de code pour CL. II 2282-06...30II

MODU **LED** VEDI-SEE-VOIR
PAG. 12



COD.

LAMP

V

W

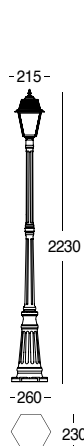
2282-05...30
2282-06...30
2282-07...30
2283-07...30

E27

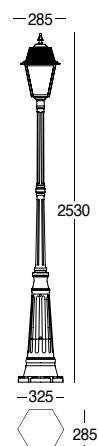
250

75 max

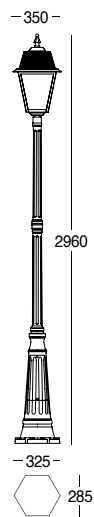
08 2282-2283-2255



2282-08 * KIT 9974-A



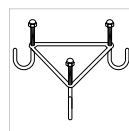
2283-08 * KIT 9975-A



2255-08 * KIT 9975-A

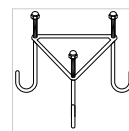
* FISSAGGIO A TERRA PER PALI (OPZIONALI)
GROUND FIXING FOR POLES (OPTIONAL)
FIXATION AU SOL POUR POTEAUX (EN OPTION)

per base-for base-pour base
260x230 mm



9974-A

per base-for base-pour base
325x285 mm



9975-A



Classe II a richiesta
Es. Codice per CL. II 2255-08...30II
Class II on request
Ex. Code for CL. II 2255-08...30II
Classe II en option
Ex. de code pour CL. II 2255-08...30II

MODU **LED** VEDI-SEE-VOIR
PAG. 12

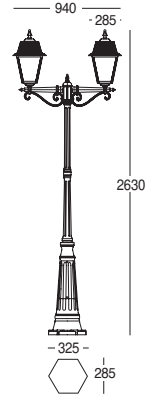


COD.	LAMP	V	W
2255-08...30			
2282-08...30	E27	250	75 max
2283-08...30			

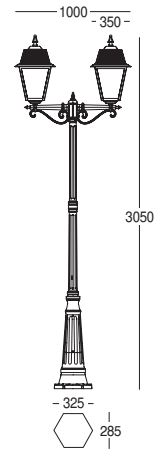
09 2282-2283-2255



2282-09 * KIT 9974-A



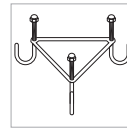
2283-09 * KIT 9975-A



2255-09 * KIT 9975-A

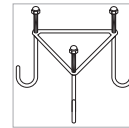
* FISSAGGIO A TERRA PER PALI (OPZIONALI)
GROUND FIXING FOR POLES (OPTIONAL)
FIXATION AU SOL POUR POTEAUX (EN OPTION)

per base-for base-pour base
260x230 mm



9974-A

per base-for base-pour base
325x285 mm



9975-A



Classe II a richiesta
Es. Codice per CL. II 2255-09...30II
Class II on request
Ex. Code for CL. II 2255-09...30II
Classe II en option
Ex. de code pour CL. II 2255-09...30II

COD.

LAMP

V

W

2255-09...30
2282-09...30
2283-09...30

E27

250

75 max

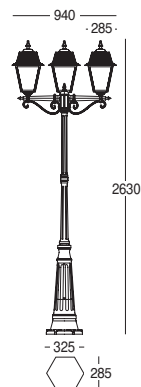
MODU LED VEDI-SEE-VOIR
PAG. 12



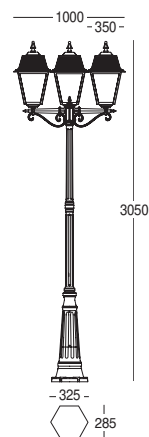
11 2282-2283-2255



2282-11 * KIT 9974-A



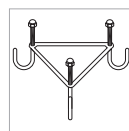
2283-11 * KIT 9975-A



2255-11 * KIT 9975-A

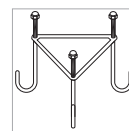
* FISSAGGIO A TERRA PER PALI (OPZIONALI)
GROUND FIXING FOR POLES (OPTIONAL)
FIXATION AU SOL POUR POTEAUX (EN OPTION)

per base-for base-pour base
260x230 mm



9974-A

per base-for base-pour base
325x285 mm



9975-A



Classe II a richiesta
Es. Codice per CL. II 2255-11...30II
Class II on request
Ex. Code for CL. II 2255-11...30II
Classe II en option
Ex. de code pour CL. II 2255-11...30II


MODU **LED** VEDI-SEE-VOIR
PAG. 12



COD.	LAMP	V	W
2255-11...30			
2282-11...30	E27	250	75 max
2283-11...30			

12-13 2283-2255

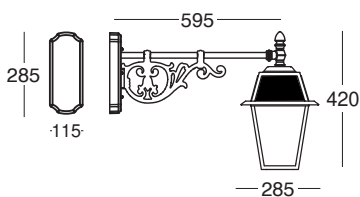



 Classe II a richiesta
 Es. Codice per CL. II 2283-12...30II
 Class II on request
 Ex. Code for CL. II 2283-12...30II
 Classe II en option
 Ex. de code pour CL. II 2283-12...30II

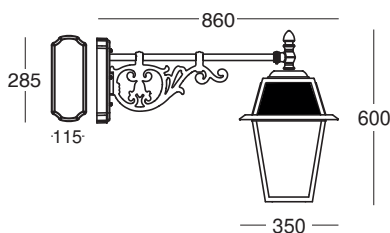
MODU LED VEDI-SEE-VOIR
 PAG. 12



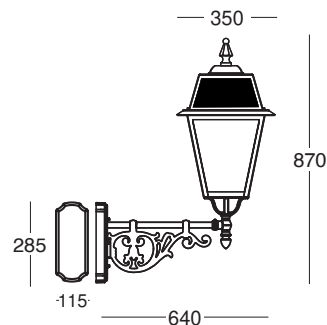
COD.	LAMP	V	W
2283-12...30	E27	250	75 max
2255-12...30			
2255-13...30			



2283-12



2255-12



2255-13


14 2255



Classe II a richiesta
 Es. Codice per CL. II 2255-14...30II
 Class II on request
 Ex. Code for CL. II 2255-14...30II
 Classe II en option
 Ex. de code pour CL. II 2255-14...30II

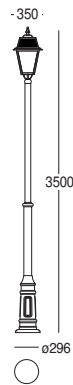
MODU LED VEDI-SEE-VOIR
 PAG. 12 **D**

COD.	LAMP	V	W
2255-14...30	E27	250	75 max

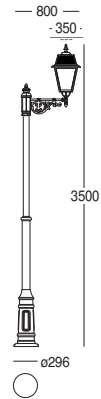


2255-14

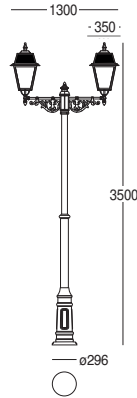
17-18-19-21 2255



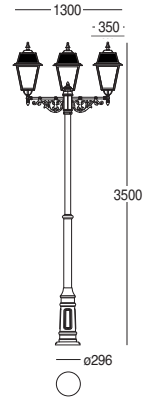
2255-17 * KIT 9977-A



2255-18 * KIT 9977-A



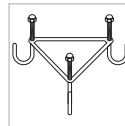
2255-19 * KIT 9977-A



2255-21 * KIT 9977-A

*** FISSAGGIO A TERRA PER PALI (OPZIONALI)**
GROUND FIXING FOR POLES (OPTIONAL)
FIXATION AU SOL POUR POTEAUX (EN OPTION)

per base-for base-pour base
 ø296 mm



9977-A



Classe II a richiesta
 Es. Codice per CL. II 2255-17...30II
 Class II on request
 Ex. Code for CL. II 2255-17...30II
 Classe II en option
 Ex. de code pour CL. II 2255-17...30II

COD.

LAMP

V

W

2255-17...30
 2255-18...30
 2255-19...30
 2255-21...30

E27

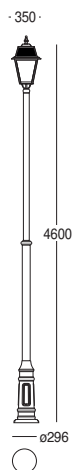
250

75 max

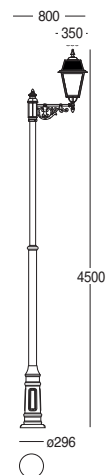
MODU LED VEDI-SEE-VOIR
 PAG. 12



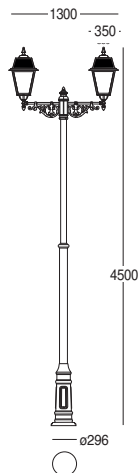
27-28-29-31 2255



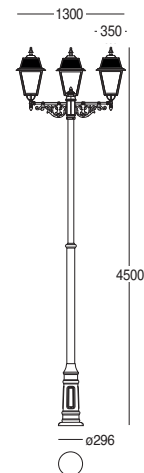
2255-27 * KIT 9977-A



2255-28 * KIT 9977-A



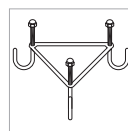
2255-29 * KIT 9977-A



2255-31 * KIT 9977-A

*** FISSAGGIO A TERRA PER PALI (OPZIONALI)
GROUND FIXING FOR POLES (OPTIONAL)
FIXATION AU SOL POUR POTEAUX (EN OPTION)**

per base-for base-pour base
ø296 mm



9977-A



Classe II a richiesta
Es. Codice per CL. II 2255-27...30II
Class II on request
Ex. Code for CL. II 2255-27...30II
Classe II en option
Ex. de code pour CL. II 2255-27...30II

COD.

LAMP

V

W

2255-27...30
2255-28...30
2255-29...30
2255-31...30

E27

250

75 max

MODU LED VEDI-SEE-VOIR
PAG. 12

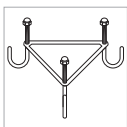


GIOTTO



2272

ACCESSORI OPZIONALI OPTIONAL ACCESSORIES - ACCESSOIRES EN OPTION



9978-A

Fissaggio a terra per pali
Ground fixing for poles
Fixation au sol pour poteaux
per base-for base-pour base 240x210 mm

COLORI STANDARD STANDARD COLOURS - COULEURS CLASSIQUES

○	●	○	●	●	●	●	●
00	01	10	24	25	30	35	40
BIANCO PURO RAL 9016 PURE WHITE BLANC PUR	NERO RAL 9005 BLACK NOIR	BIANCO RAL 9010 WHITE BLANC	BRONZO BRONZE BRONZE	RUGGINE RUST ROUILLE	ANTRACITE ANTHRACITE ANTRACITE	ARDESIA SLATE ARDOISE	GRIGIO RAL 9006 GREY GRIS

COLORI SPECIALI SPECIAL COLOURS - COULEURS SPÉCIALES

●	●	●	●
02	03	04	05
NERO-ORO BLACK-GOLD NOIR-DORÉ	NERO-RAME BLACK-COPPER NOIR-CUIVRE	NERO-VERDE BLACK-GREEN NOIR-VERT	NERO-GRIGIO BLACK-GRAY NOIR-GRIS

CARATTERISTICHE

I materiali di elevata qualità fanno di Giotto un eccellente prodotto per l'utilizzo in esterno. La forma classica ma particolareggiata da la possibilità di adattare il prodotto a tutte le esigenze di ambientazione. Resistente ed accurato, Giotto garantisce la massima resa ed una propagazione ottimale della luce, grazie al diffusore a 4 facce in vetro chiaro trasparente, disponibile anche in vetro satinato oppure policarbonato trasparente, su richiesta. La possibilità di installazione a parete, a soffitto e a terra rende il prodotto estremamente versatile. Un perfetto connubio tra stile e tecnologia che renderà raffinati i vostri spazi esterni.

Installazione:

a parete, a soffitto, a terra

Componenti:

pressofusione di alluminio EN AB 46100, verniciato con polveri poliesteri ad elevata resistenza ai raggi UV e alla corrosione

Diffusori:

vetro chiaro trasparente
vetro satinato (opzionale)
policarbonato trasparente (opzionale)

Portalamпада:

E27
Lampada non inclusa

Cablaggio:

tensione di rete 220-240V

Viterie:

acciaio inox

Isolamento:

Classe I

Normative:

conformità alle norme EN60598-1

Marchio:

CE

Accessori opzionali:

Triangolo per il fissaggio al terreno
5016-A (per base 240x210 mm)
Tirante zincato per il fissaggio al terreno 3 x 5020-A
Bullone INOX per il fissaggio al terreno 3 x 5021-A

FEATURES

The high quality materials of Giotto make it an excellent product for outdoor use. The classic but detailed design makes this product adaptable to all settings. Resistant and precise, Giotto guarantees maximum performance and optimal diffusion of light thanks to the 4-sided diffuser in clear glass, also available in satinized glass or transparent polycarbonate on request. The possibility of wall, ceiling or floor mount installations makes the product extremely versatile. A perfect blend of style and technology to give your outdoor areas a refined touch.

Fixing:

wall fixing, ceiling fixing, ground fixing

Components:

die cast aluminium EN AB 46100 painted with polyester powder UV ray and corrosion resistant

Diffusers:

clear glass
satin glass (optional)
clear polycarbonate (optional)

Lampholder:

E27
Lamp not included

Wiring:

voltage 220-240V

Screws kit:

stainless steel

Insulation:

Class I

Norms:

manufactured in compliance with EN60598-1 norms

Mark:

CE

Optional Accessories:

Triangle for ground fixing
5016-A (for 240x210 mm base)
Zinc-plated tie-rod for ground fixing 3 x 5020-A
INOX screw bolt for ground fixing 3 x 5021-A

CARACTÉRISTIQUES

Les matériaux de grande qualité font de Giotto un excellent produit pour l'utilisation en extérieur. La forme classique mais particulière offre la possibilité d'adapter le produit à tous les types d'atmosphère. Résistant et aux lignes épurées, Giotto garantit des prestations maximales et une propagation optimale de la lumière, grâce au diffuseur à 4 faces en verre clair transparent, disponible aussi en verre satiné ou polycarbonate transparent, sur demande. La possibilité d'installation au mur, au plafond et au sol rend ce produit extrêmement versatile. Il s'agit de l'union parfaite entre style et technologie qui rendra vos espaces extérieurs raffinés.

Installation:

au mur, au plafond, au sol

Composants:

aluminium moulé sous pression EN AB 46100, peint avec poudres polyester ayant une haute résistance aux rayons UV et à la corrosion

Diffuseurs:

verre clair transparent
verre satiné (en option)
polycarbonate transparent (en option)

Douille de lampe:

E27
Ampoule non incluse

Câblage:

tension de réseau 220-240V

Visserie:

acier inox

Isolement:

Classe I

Réglementations:

Conformité avec les normes EN60598-1

Marquage:

CE

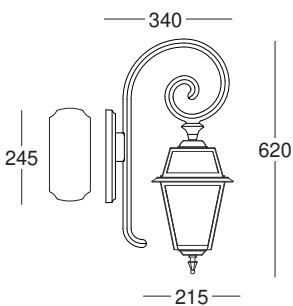
Accessoires en option:

Triangle pour la fixation au sol
5016-A (pour base 240x210 mm)
Tirant galvanisé pour fixation au sol 3 x 5020-A
Boulon INOX pour la fixation au sol 3 x 5021-A

12 2272



COD.	LAMP	V	W
2272-12...30	E27	250	75 max



2272-12

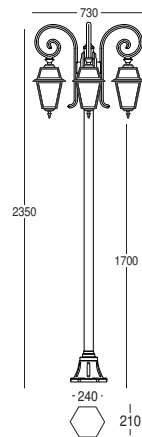
28-29-31 2272



2272-28 * KIT 9978-A



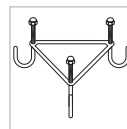
2272-29 * KIT 9978-A



2272-31 * KIT 9978-A

* FISSAGGIO A TERRA PER PALI (OPZIONALI)
GROUND FIXING FOR POLES (OPTIONAL)
FIXATION AU SOL POUR POTEAUX (EN OPTION)

per base-for base-pour base
240x210 mm



9978-A



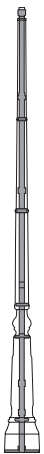
COD.	LAMP	V	W
2272-28...30			
2272-29...30	E27	250	75 max
2272-31...30			

PERSEUS



2256

ACCESSORI OPZIONALI OPTIONAL ACCESSORIES - ACCESSOIRES EN OPTION



20300-A-017

Pali con obbligo di struttura interna da ordinare separatamente
Poles with internal structure required to be ordered separately
Les poteaux avec structure interne doivent être commandés séparément



COLORI STANDARD STANDARD COLOURS - COULEURS CLASSIQUES

00	01	10	24	25	30	35	40
BIANCO PURO RAL 9016 PURE WHITE BLANC PUR	NERO RAL 9005 BLACK NOIR	BIANCO RAL 9010 WHITE BLANC	BRONZO BRONZE BRONZE	RUGGINE RUST ROUILLE	ANTRACITE ANTHRACITE ANTRACITE	ARDESIA SLATE ARDOISE	GRIGIO RAL 9006 GREY GRIS

COLORI SPECIALI SPECIAL COLOURS - COULEURS SPÉCIALES

02	03	04	05
NERO-ORO BLACK-GOLD NOIR-DORÉ	NERO-RAME BLACK-COPPER NOIR-CUIVRE	NERO-VERDE BLACK-GREEN NOIR-VERT	NERO-GRIGIO BLACK-GRAY NOIR-GRIS

CARATTERISTICHE

Perseus è un prodotto caratterizzato da un'elevata qualità dei materiali che lo rende estremamente affidabile per l'utilizzo in esterno. La possibilità di installazione a parete ed a terra rende Perseus un prodotto versatile ed adattabile per un miglior adeguamento alle vostre esigenze di ambientazione. Il diffusore in vetro chiaro trasparente (su richiesta disponibile anche in policarbonato chiaro trasparente) assicura una distribuzione ottimale ed omogenea della luce. Armonia delle forme e solidità di struttura fanno di Perseus il prodotto ideale per chi cerca un connubio tra ricercatezza ed efficienza.

Installazione:

a parete, terra

Componenti:

pressofusione di alluminio EN AB 46100, verniciato con polveri poliesteri ad elevata resistenza ai raggi UV e alla corrosione

Diffusori:

vetro chiaro trasparente
policarbonato trasparente o opale (opzionale)

Portalamпада:

E27

Lampada non inclusa

Cablaggio:

tensione di rete 220-240V

Viterie:

acciaio inox

Guarnizione:

silicone

Isolamento:

Classe I - Classe II a richiesta

Normative:

conformità alle norme EN60598-1

Marchio:

CE

Accessori:

Struttura interna palo vedi pagina 658 (per base 350x350 mm)

Accessori opzionali:

Base per il fissaggio al terreno
20300-A-210 (per base 325x285 mm)
Lampada a ioduri metallici HQI IP65 150 watt

FEATURES

Perseus is characterised by high quality materials that make it extremely reliable for use outdoors. The option of wall or floor mount options make Perseus a versatile and adaptable product to suit all your requirements. The clear glass diffuser (also available in clear polycarbonate on request) ensures an optimal and uniform distribution of light. Harmonious designs and a solid structure make Perseus the ideal product for those seeking a combination of refined style and efficiency.

Fixing:

wall fixing, ground fixing

Components:

die cast aluminium EN AB 46100 painted with polyester powder UV ray and corrosion resistant

Diffusers:

clear glass
clear or opal polycarbonate (optional)

Lampholder:

E27

Lamp not included

Wiring:

voltage 220-240V

Screws kit:

stainless steel

Gasket:

silicone

Insulation:

Class I - Class II on request

Norms:

manufactured in compliance with EN60598-1 norms

Mark:

CE

Accessories:

Internal pole fixing see page 658 (for 350x350 mm base)

Optional Accessories:

Base for ground fixing 20300-A-210 (for 325x285 mm base)
Metal halide lamp HQI IP65 150 watt

CARACTÉRISTIQUES

Perseus est un produit caractérisé par la grande qualité des matériaux qui le rend extrêmement fiable pour une utilisation en extérieure. La possibilité de l'installer au mur ou au sol fait de Perseus un produit versatile pouvant s'adapter pour mieux répondre aux exigences de vos agencements. Le diffuseur en verre clair transparent (sur demande, également en polycarbonate clair transparent) garantit une distribution optimale et homogène de la lumière. L'harmonie des formes et la robustesse de la structure font de Perseus le produit idéal pour tous ceux qui recherchent l'union parfaite entre raffinement et efficacité.

Installation:

au mur, au sol

Composants:

aluminium moulé sous pression EN AB 46100, peint avec poudres polyester ayant une haute résistance aux rayons UV et à la corrosion

Diffuseurs:

verre clair transparent
policarbonate transparent ou opale (en option)

Douille de lampe:

E27

Ampoule non incluse

Câblage:

tension de réseau 220-240V

Visserie:

acier inox

Garniture:

silicone

Isolement:

Classe I - Classe II en option

Règlementations:

Conformité avec les normes EN60598-1

Marquage:

CE

Accessories:

Structure interne du poteau, voir page 658 (pour base 350x350 mm)

Accessoires en option:

Base pour la fixation au terrain
20300-A-210 (pour base 325x285 mm)
Lampe à iodures métalliques HQI IP65 150 watts

02-03 2256

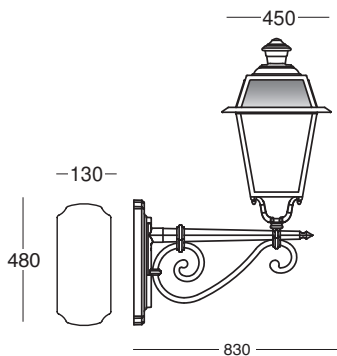


Classe II a richiesta
 Es. Codice per CL. II 2256-02...30II
 Class II on request
 Ex. Code for CL. II 2256-02...30II
 Classe II en option
 Ex. de code pour CL. II 2256-02...30II

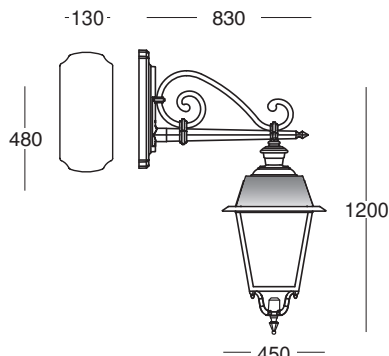
MODU LED VEDI-SEE-VOIR
 PAG. 12



COD.	LAMP	V	W
2256-03...30	E27	250	75 max
2256-02...30			



2256-03



2256-02

04 2256



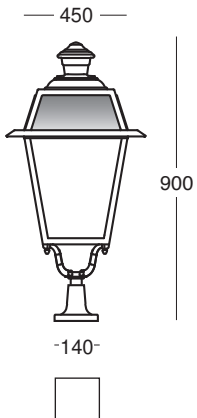
MODU **LED** VEDI-SEE-VOIR
PAG. 12



COD.	LAMP	V	W
2256-04...30	E27	250	75 max



Classe II a richiesta
 Es. Codice per CL. II 2256-04...30II
 Class II on request
 Ex. Code for CL. II 2256-04...30II
 Classe II en option
 Ex. de code pour CL. II 2256-04...30II



2256-04

25 2256

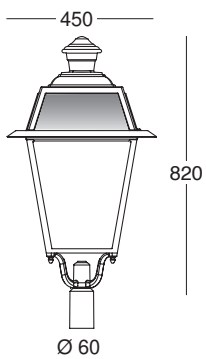


Classe II a richiesta
Es. Codice per CL. II 2256-25...30II
Class II on request
Ex. Code for CL. II 2256-25...30II
Classe II en option
Ex. de code pour CL. II 2256-25...30II

MODU **LED** VEDI-SEE-VOIR
PAG. 12




COD.	LAMP	V	W
2256-25...30	E27	250	75 max

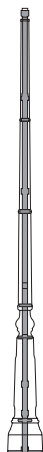


2256-25

08 2256



2256-08



20300-A-017

Pali con obbligo di struttura interna da ordinare separatamente
 Poles with internal structure required to be ordered separately
 Les poteaux avec structure interne doivent être commandés séparément



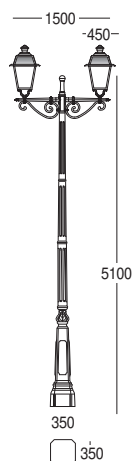
Classe II a richiesta
 Es. Codice per CL. II 2256-08...30II
 Class II on request
 Ex. Code for CL. II 2256-08...30II
 Classe II en option
 Ex. de code pour CL. II 2256-08...30II

MODU **LED** VEDI-SEE-VOIR
 PAG. 12

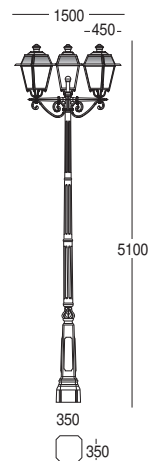


COD.	LAMP	V	W
2256-08...30	E27	250	75 max

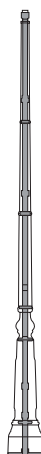
09-11 2256



2256-09



2256-11



20300-A-017

Pali con obbligo di struttura interna da ordinare separatamente
 Poles with internal structure required to be ordered separately
 Les poteaux avec structure interne doivent être commandés séparément



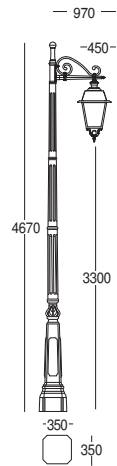
Classe II a richiesta
 Es. Codice per CL. II 2256-09...30II
 Class II on request
 Ex. Code for CL. II 2256-09...30II
 Classe II en option
 Ex. de code pour CL. II 2256-09...30II

MODU **LED** VEDI-SEE-VOIR
 PAG. 12

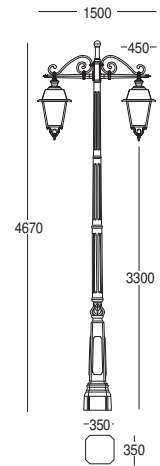


COD.	LAMP	V	W
2256-09...30	E27	250	75 Max
2256-11...30			

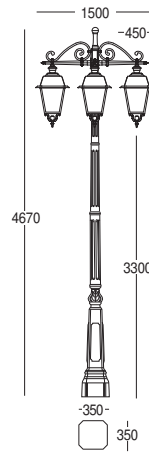
48-49-41 2256



2256-48



2256-49



2256-41



20300-A-017

Pali con obbligo di struttura interna da ordinare separatamente
 Poles with internal structure required to be ordered separately
 Les poteaux avec structure interne doivent être commandés séparément



Classe II a richiesta
 Es. Codice per CL. II 2256-48...30II
 Class II on request
 Ex. Code for CL. II 2256-48...30II
 Classe II en option
 Ex. de code pour CL. II 2256-48...30II

COD.

LAMP

V

W

2256-48...30
 2256-49...30
 2256-41...30

E27

250

75 Max

MODU LED VEDI-SEE-VOIR
 PAG. 12





EMPIRE



510

TIPO DIFFUSORE DIFFUSER TYPOLOGY - TYPE DE DIFFUSEUR



PT
Policarbonato Trasparente
Transparent Polycarbonate
Polycarbonate transparent

COLORI STANDARD STANDARD COLOURS - COULEURS CLASSIQUES

○	●	○	●	●	●	●	●
00	01	10	24	25	30	35	40
BIANCO PURO RAL 9016 PURE WHITE BLANC PUR	NERO RAL 9005 BLACK NOIR	BIANCO RAL 9010 WHITE BLANC	BRONZO BRONZE BRONZE	RUGGINE RUST ROUILLE	ANTRACITE ANTHRACITE ANTRACITE	ARDESIA SLATE ARDOISE	GRIGIO RAL 9006 GREY GRIS

COLORI SPECIALI SPECIAL COLOURS - COULEURS SPÉCIALES

●	●	●	●
02	03	04	05
NERO-ORO BLACK-GOLD NOIR-DORÉ	NERO-RAME BLACK-COPPER NOIR-CUIVRE	NERO-VERDE BLACK-GREEN NOIR-VERT	NERO-GRIGIO BLACK-GRY NOIR-GRIS

CARATTERISTICHE

STRUTTURA

Corpo Lampada in pressofusione di alluminio Lega EN AB 46100
Braccio curvo in alluminio estruso Sez. Tonda Ø32mm Lega EN-AW 6060
Diffusore in Policarbonato stabilizzato UV GWT960°C cat.V2
Ottiche in alluminio ossidato anodicamente
Dotazione : Guarnizioni in Etilene-propilene (EPDM) 40sh Viteria esterna in acciaio Inox A2
Entrata singola del cavo di alimentazione con passacavo in PVC 70sh
Verniciatura in polvere poliestere resistente alla corrosione e alle nebbie saline (ISO7523)

CABLAGGIO

Componentistica all'interno della base a parete
Alimentatore elettromagnetico con protezione termica per lampade a scarica con rifasamento in parallelo cos φ>0,9

CARATTERISTICHE

Tipologia installazione: Parete
Grado di protezione: IP54 (Corpo Lampada), IP44 (Palo)
Classe di Isolamento I
Installabile su superfici normalmente incombustibili
Conforme alla Norma EN 60598 (CEI 34-21) e prescrizioni particolari
Conforme alle normative vigenti in materia di inquinamento luminoso (versione X3)

FEATURES

STRUCTURE

Body lighting fixture die-cast aluminium - Alloy EN AB 46100
Curved arm aluminium with round section Ø32mm Alloy EN-AW 6060
Diffuser polycarbonate UV stabilised GWT960°C cat.V2
Optics anodically oxidised aluminium
Fittings: Ethylene-propylene (EPDM) 40 sh seals A2 stainless steel exterior screw fixtures
Single cable entry with a PVC cable gland 70sh
Polyester powder paint finish resistant to corrosion and sea mist (ISO72523)

WIRING

Electrics and wiring enclosed in the base mounted to the wall
Electromagnetic ballast fitted with overheating protection for discharge lamps with parallel rephasing cos φ>0,9

FEATURES

Installation: Wall
Degree of protection: IP54 (Body lighting), IP44 (Pole)
Insulation class I
Can be installed on flammable surfaces
Conforms to the standard EN 60598 (CEI 34-21) and specific provisions
Conforms to the governing directives concerning light pollution (version X3)

CARACTÉRISTIQUES

STRUCTURE

Corps de lampe en aluminium moulé sous pression Alliage EN AB 46100
Bras cintré en aluminium extrudé Sect. Ronde Ø32mm Alliage EN-AW 6060
Diffuseur en polycarbonate stabilisé UV GWT960°C cat.V2
Optiques en aluminium oxydé par anodisation
Compris dans la fourniture :
Garniture en éthylène-propylène (EPDM) 40sh Visserie extérieure en acier Inox A2
Entrée unique du câble d'alimentation avec passe-câble en PVC 70sh
Peinture en poudre polyester résistant à la corrosion et aux brouillards salins (ISO7523)

CÂBLAGE

Composants à l'intérieur de la base au mur
Groupe d'alimentation électromagnétique avec protection thermique pour lampes à décharge avec shunt en parallèle cos φ>0,9

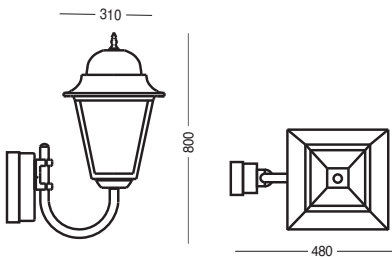
CARACTÉRISTIQUES

Type d'installation :
Murale
Degré de protection:
IP54 (Corps de lampe), IP44 (Poteau)
Classe d'isolement I
Peut être installé sur des surfaces normalement inflammables
Conforme à la norme EN 60598 (CEI 34-21) et prescriptions particulières
Conforme aux réglementations en vigueur en matière de pollution lumineuse (version X3)

W0 510

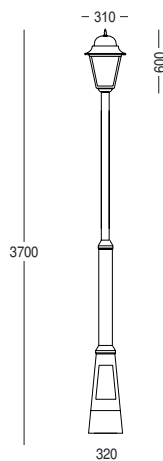


COD.	LAMP	V	W	lm	K
510W0/1NL.PT	LED	220-240	34W	3600	4000
510W0/1T1.PT	E27	250	75 max	-	-

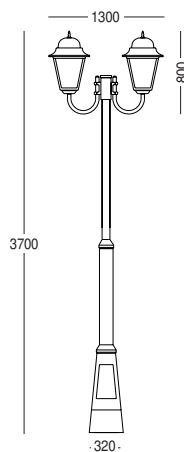


510W0.PT

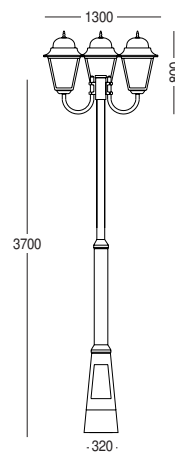
1-2-3 510F0



510F0/1.PT*



510F0/2.PT*



510F0/3.PT*

* KIT DI FISSAGGIO COMPRESO
GROUND FIXING INCLUDED
FIXATION AU SOL INCLUS



COD.	LAMP	V	W	lm	K
510F0/1NL.PT 510F0/2NL.PT 510F0/3NL.PT	LED	220-240	34W	3600	4000
510F0/1T1.PT 510F0/2T1.PT 510F0/3T1.PT	E27	250	75 max	-	-

DATI TECNICI/TECHNICAL DATA/CARACTÉRISTIQUES TECHNIQUES

FRANGILUCE

L'apparecchio è disponibile con frangiluce in alluminio cromato da utilizzare con lampade S2 e M7 di forma tubolare.

Questo accessorio rende l'apparecchio conforme alle normative vigenti in materia di inquinamento luminoso

LOUVRE

This lighting fixture is available with a chrome plated aluminium louvre to be used with tubular lamps S2 and M7.

This optic accessory conforms to the governing directives concerning light pollution

DÉFLECTEUR

L'appareil est disponible avec un déflecteur en aluminium chromé à utiliser avec des lampes S2 et M7 de forme tubulaire.

Cet accessoire rend l'appareil conforme aux réglementations en vigueur en matière de pollution lumineuse.



FISSAGGIO A TERRA

Flangia con tirafondi da cementare comprensiva di bulloneria per il fissaggio dell'apparecchio a terra.

Passaggio cavo di alimentazione nella parte centrale.

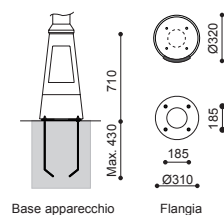
GROUND INSTALLATION

The flange with the anchor bolts are cast-in into the concrete base and with the hardware provided the lighting fixture is mounted and secured to the ground. Power supply cable is fed through the central part.

FIXATION AU SOL

Bride avec boulons d'ancrage à bétonner comprenant la visserie pour la fixation du produit au sol.

Passage du câble d'alimentation dans la partie centrale.



Base apparecchio

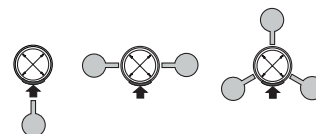
Flangia

In fase di installazione valutare la posizione dello sportello di ispezione al fine del corretto orientamento dei tirafondi. Questi devono risultare sempre inclinati di 45° rispetto all'asse dello sportello.

When installing check the position of the inspection port for easy access so as to position the anchor bolts correctly. The anchor bolts should be inclined 45° in respect to inspection port axis.

Pendant la phase d'installation, évaluer la position de l'ouverture d'inspection afin d'orienter correctement les boulons d'ancrage.

Ces derniers doivent toujours être inclinés à 45° par rapport à l'axe de l'ouverture.



Orientamento apparecchio

VANO DI ISPEZIONE

L'apparecchio è fornito di sportello di ispezione su base palo ed è dotato di viti antivandalo. All'interno del vano è alloggiato il gruppo di alimentazione in classe II

INSPECTION PORT

This lighting fixture is provided with an inspection port at the base of the post and is closed with vandalproof screws. The power unit class II – ballast – is enclosed in this inspection port II

COMPARTIMENT D'INSPECTION

L'appareil est doté d'une ouverture d'inspection à la base du poteau qui est dotée de vis anti-vandalisme.

L'intérieur du compartiment contient le groupe d'alimentation de classe II





EXAGON

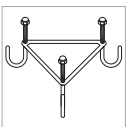


3101



3102

ACCESSORI OPZIONALI OPTIONAL ACCESSORIES - ACCESSOIRES EN OPTION



9976-A

Fissaggio a terra per pali
Ground fixing for poles
Fixation au sol pour poteaux
per base-for base-pour base 215x250 mm



COLORI STANDARD STANDARD COLOURS - COULEURS CLASSIQUES

00	01	10	24	25	30	35	40
BIANCO PURO RAL 9016 PURE WHITE BLANC PUR	NERO RAL 9005 BLACK NOIR	BIANCO RAL 9010 WHITE BLANC	BRONZO BRONZE BRONZE	RUGGINE RUST ROUILLE	ANTRACITE ANTHRACITE ANTHRACITE	ARDESIA SLATE ARDOISE	GRIGIO RAL 9006 GREY GRIS

COLORI SPECIALI SPECIAL COLOURS - COULEURS SPÉCIALES

02	03	04	05
NERO-ORO BLACK-GOLD NOIR-DORÉ	NERO-RAME BLACK-COPPER NOIR-CUIVRE	NERO-VERDE BLACK-GREEN NOIR-VERT	NERO-GRIGIO BLACK-GRY NOIR-GRIS

CARATTERISTICHE

Realizzato con materiali di elevata qualità, Exagon è un prodotto ideale per l'utilizzo all'esterno. Resistente ad urti e graffi, con ottime proprietà di isolamento elettrico di Classe I. La serie è disponibile in due colori (antracite e nero-verde) ed è adattabile ad ogni esigenza di ambientazione. Estremamente solido ma di grande leggerezza e praticità, resiste alla corrosione e assicura una lunga durata nel tempo in qualsiasi condizione ambientale. Il diffusore a sei facce, realizzato in vetro trasparente, garantisce una diffusione ottimale ed omogenea della luce nei vostri spazi esterni. Exagon, elegante nelle forme ed efficiente nella resa, vestirà i vostri ambienti di stile.

Installazione:

a parete, a soffitto, a terra

Componenti:

Pressofusione di alluminio lega ENAB46100, pali in estruso di alluminio UNI EN 573-3

Diffusori:

vetro chiaro trasparente

Portalamпада:

E27

Lampada non inclusa

Cablaggio:

tensione di rete 220-240V

Viterie:

acciaio inox

Guarnizione:

silicone espanso - silicone stampato

Isolamento:

Classe I

Normative:

conformità alle norme EN60598-1 e EN60598-2-3

Marchio:

CE

Accessori Opzionali:

Triangolo per il fissaggio al terreno (9976-A) per pali, compreso di tiranti e dadi

FEATURES

Made of high-quality materials, Exagon is an ideal product for outdoor applications. Impact and scratch resistant, it has excellent class I electrical insulation properties. The series is available in two colours (anthracite and black-green) and can be adapted to suit every need by providing the right atmosphere. Extremely strong but very light and practical, resists corrosion and guarantees long life in any environmental condition. The six-face diffuser made of clear glass ensures optimal and uniform light diffusion in your outdoor spaces. Exagon, elegant in shape and efficient in performance, will add a touch of style to your environment.

Fixing:

wall fixing, ceiling fixing, ground fixing

Components:

ENAB46100 die-cast aluminium, poles in extruded aluminium UNI EN 573-3

Diffusers:

transparent clear glass

Lampholder:

E27

Lamp not included

Wiring:

voltage 220-240V

Screws kit:

stainless steel

Gasket:

expanded silicone - moulded silicone

Insulation:

Class I

Norms:

manufactured in compliance with EN60598-1 and EN60598-2-3 norms

Mark:

CE

Optional Accessories:

Ground fixing triangle (9976-A) for poles, including tie rods and nuts

CARACTÉRISTIQUES

Réalisé avec des matériaux de grande qualité, Exagon est un produit parfait pour une utilisation en extérieur. Résistante aux chocs et aux rayures et possédant d'excellentes propriétés d'isolement électrique de Classe I, cette gamme est disponible dans deux couleurs (anthracite et noir-vert) et elle est en mesure de s'adapter à toutes les types d'agencement. Extrêmement solide mais d'une grande légèreté et très pratique, il résiste à la corrosion et garantit une grande durabilité quelles que soient les conditions environnementales. Le diffuseur à six faces, réalisé en verre transparent, garantit une diffusion optimale et homogène de la lumière dans vos espaces extérieurs. Grâce à ses formes élégantes et ses grandes prestations, Exagon est parfait pour donner du style à vos espaces.

Installation:

au mur, au plafond, au sol

Composants:

Alliage d'aluminium moulé par pression ENAB46100, poteaux en aluminium extrudé UNI EN 573-3

Diffuseurs:

verre clair transparent

Douille de lampe:

E27

Ampoule non incluse

Câblage:

tension de réseau 220-240V

Visserie:

acier inox

Garniture:

silicone expansif - silicone moulé

Isolement:

Classe I

Réglementations:

conformité avec les normes EN60598-1 et EN60598-2-3

Marquage:

CE

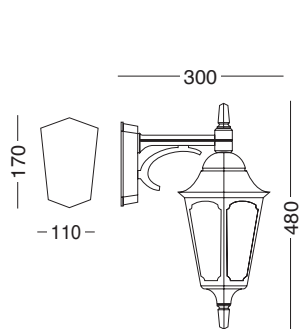
Accessoires en option:

Triangle pour la fixation au sol (9976-A) pour poteaux, tirants et écrous inclus

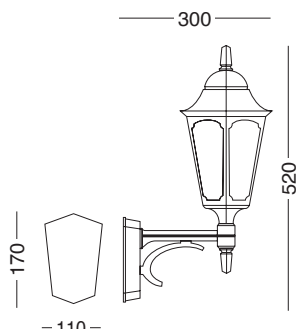
02-03 3102



COD.	LAMP	V	W
3102-02...30	E27	250	75 max
3102-03...30			

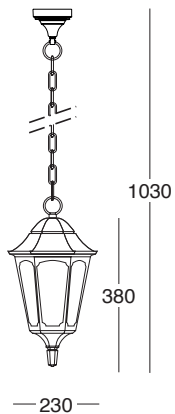


3102-02



3102-03

01 3102

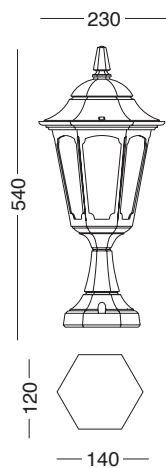


3102-01



COD.	LAMP	V	W
3102-01...30	E27	250	75 max

04 3102

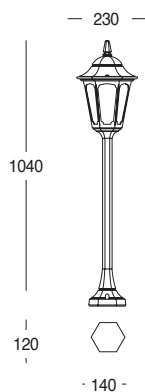


3102-04

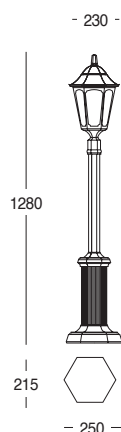


COD.	LAMP	V	W
3102-04...30	E27	250	75 max

15-66 3102



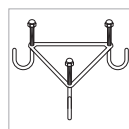
3102-15



3102-66 * KIT 9976-A

* FISSAGGIO A TERRA PER PALI (OPZIONALI)
GROUND FIXING FOR POLES (OPTIONAL)
FIXATION AU SOL POUR POTEAUX (EN OPTION)

per base-for base-pour base
215x250 mm

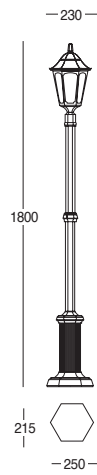


9976-A



COD.	LAMP	V	W
3102-15...30	E27	250	75 max
3102-66...30			

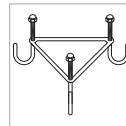
67 3102



3102-67 * KIT 9976-A

* FISSAGGIO A TERRA PER PALI (OPZIONALI)
GROUND FIXING FOR POLES (OPTIONAL)
FIXATION AU SOL POUR POTEAUX (EN OPTION)

per base-for base-pour base
215x250 mm

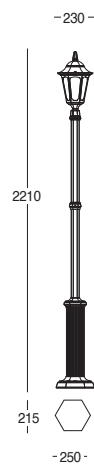


9976-A

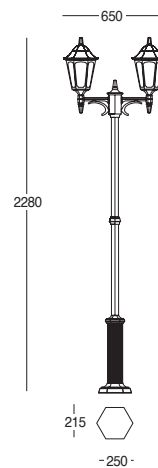


COD.	LAMP	V	W
3102-67...30	E27	250	75 max

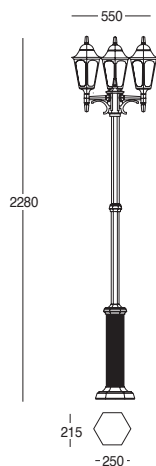
68-69-61 3102



3102-68 * KIT 9976-A



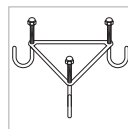
3102-69 * KIT 9976-A



3102-61 * KIT 9976-A

*** FISSAGGIO A TERRA PER PALI (OPZIONALI)**
GROUND FIXING FOR POLES (OPTIONAL)
FIXATION AU SOL POUR POTEAUX (EN OPTION)

per base-for base-pour base
 215x250 mm

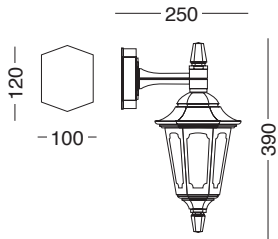


9976-A

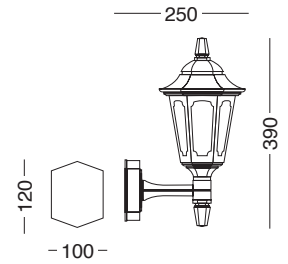


COD.	LAMP	V	W
3102-68...30			
3102-69...30	E27	250	75 max
3102-61...30			

02-03 3101



3101-02

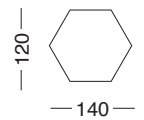
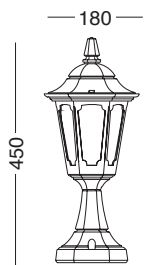


3101-03



COD.	LAMP	V	W
3101-02...30	E27	250	75 max
3101-03...30			

04 3101

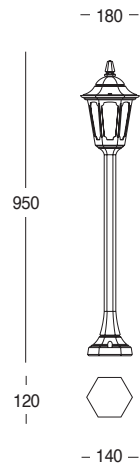


3101-04



COD.	LAMP	V	W
3101-04...30	E27	250	75 max

15 3102

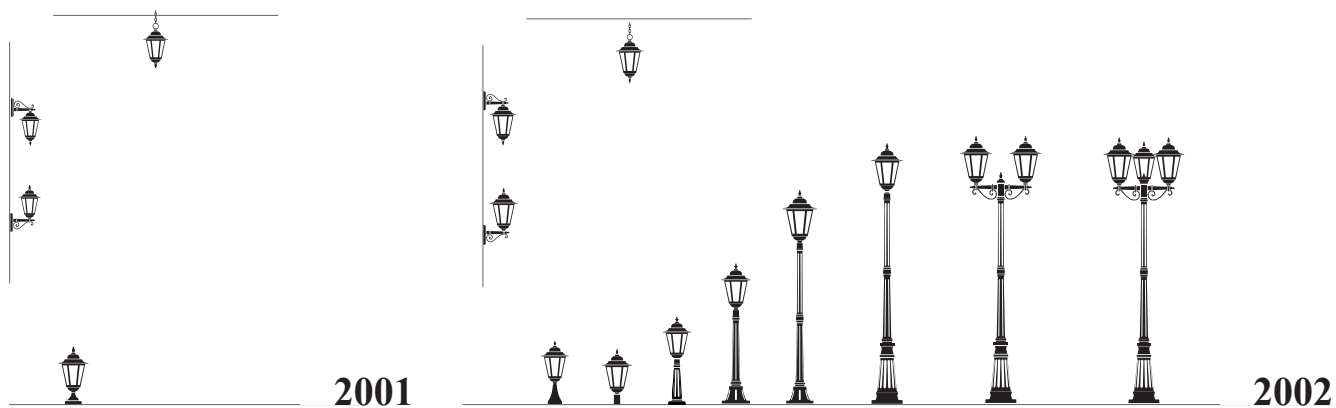


3101-15



COD.	LAMP	V	W
3101-15...30	E27	250	75 max

CASSIOPEA





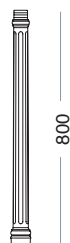
ACCESSORI OPZIONALI

OPTIONAL ACCESSORIES - ACCESSOIRES EN OPTION



6047-A-1

Prolunga per palo
(2002-08/09/11, 2003-08/09/11)
Pole extension
Rallonge pour poteau



6048-A-1

Sostituisce il 6048-A
(2003-18/19/21)
Replaces 6048
Remplace 6048

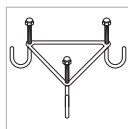


6047-A

Prolunga per palo
(2003-18/19/21)
Pole extension
Rallonge pour poteau

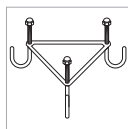
Vedi pagina 20 per ulteriori informazioni

See page 20 for more information - Voir page 20 pour plus d'informations



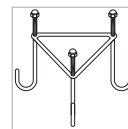
9978-A

Fissaggio a terra per pali
Ground fixing for poles
Fixation au sol pour poteaux
per base-for base-pour base 240x210 mm



9974-A

Fissaggio a terra per pali
Ground fixing for poles
Fixation au sol pour poteaux
per base-for base-pour base 260x230 mm



9975-A

Fissaggio a terra per pali
Ground fixing for poles
Fixation au sol pour poteaux
per base-for base-pour base 325x285 mm

COLORI STANDARD STANDARD COLOURS - COULEURS CLASSIQUES

00	01	10	24	25	30	35	40
BIANCO PURO RAL 9016 PURE WHITE BLANC PUR	NERO RAL 9005 BLACK NOIR	BIANCO RAL 9010 WHITE BLANC	BRONZO BRONZE BRONZE	RUGGINE RUST ROUILLE	ANTRACITE ANTHRACITE ANTHRACITE	ARDESIA SLATE ARDOISE	GRIGIO RAL 9006 GREY GRIS

COLORI SPECIALI SPECIAL COLOURS - COULEURS SPÉCIALES

02	03	04	05
NERO-ORO BLACK-GOLD NOIR-DORÉ	NERO-RAME BLACK-COPPER NOIR-CUIVRE	NERO-VERDE BLACK-GREEN NOIR-VERT	NERO-GRIGIO BLACK-GRAY NOIR-GRIS

CARATTERISTICHE

L'elevata qualità dei materiali rendono Cassiopea un prodotto resistente ed affidabile per l'utilizzo in esterno. Raffinata nella forma ed estremamente versatile, grazie alla disponibilità di diverse installazioni (a parete, a soffitto ed a terra), garantisce sempre la massima resa ed una distribuzione ottimale ed omogenea della luce, mediante il diffusore a 6 facce in vetro chiaro trasparente, disponibile su richiesta in vetro satinato oppure policarbonato trasparente. Sinonimo di classe ed efficienza, Cassiopea vestirà i vostri spazi esterni di sicura eleganza.

Installazione:

a parete, a soffitto, a terra

Componenti:

pressofusione di alluminio EN AB 46100, verniciato con polveri poliesteri ad elevata resistenza ai raggi UV e alla corrosione

Diffusori:

vetro chiaro trasparente
vetro satinato (opzionale)
policarbonato trasparente (opzionale)

Portalamпада:

E27
Lampada non inclusa

Cablaggio:

tensione di rete 220-240V

Viterie:

acciaio inox

Isolamento:

Classe I

Normative:

conformità alle norme EN60598-1

Marchio:

CE

Accessori opzionali:

Triangolo per il fissaggio al terreno
5014-A (per base 260x230 mm) - 5015-A (per base 325x285 mm) -
5016-A (per base 240x210 mm)
Tirante zincato per il fissaggio al terreno 3 x 5020-A
Bullone INOX per il fissaggio al terreno 3 x 5021-A
Prolunga per palo 6047-A-1

FEATURES

The high quality materials make Cassiopea a resistant and reliable product for outdoor use. This stylish design is extremely versatile thanks to the optional mounting methods (wall, ceiling and floor). Cassiopea always guarantees the maximum performance and optimal and uniform distribution of light via the 6-sided diffuser made of clear glass, also available in satinized glass or transparent polycarbonate on request. Synonymous with class and efficiency, Cassiopea is sure to elegantly dress your outdoor space.

Fixing:

wall fixing, ceiling fixing, ground fixing

Components:

die cast aluminium EN AB 46100 painted with polyester powder UV ray and corrosion resistant

Diffusers:

clear glass
satin glass (optional)
clear polycarbonate (optional)

Lampholder:

E27
Lamp not included

Wiring:

voltage 220-240V

Screws kit:

stainless steel

Insulation:

Class I

Norms:

manufactured in compliance with EN60598-1 norms

Mark:

CE

Optional Accessories:

Triangle for ground fixing
5014-A (for 260x230 mm base) - 5015-A (for 325x285 mm base) -
5016-A (for 240x210 mm base)
Zinc-plated tie-rod for ground fixing 3 x 5020-A
INOX screw bolt for ground fixing 3 x 5021-A
Pole extension 6047-A-1

CARACTÉRISTIQUES

La grande qualité de ses matériaux fait de Cassiopea un produit résistant et fiable pour une utilisation en extérieur. Caractérisé par sa forme raffinée et sa grande versatilité ainsi que par les différentes configurations d'installation possibles (au mur, au plafond et au sol), ce produit garantit toujours des prestations maximales et une distribution optimale et homogène de la lumière grâce au diffuseur à 6 faces en verre clair transparent, disponible en verre satiné ou en polycarbonate transparent, sur demande. Synonyme d'élégance et d'efficacité, Cassiopea habillera vos espaces extérieurs avec un grand raffinement.

Installation:

au mur, au plafond, au sol

Composants:

aluminium moulé sous pression EN AB 46100, peint avec poudres polyester ayant une haute résistance aux rayons UV et à la corrosion

Diffuseurs:

verre clair transparent
verre satiné (en option)
policarbonato trasparente (en option)

Douille de lampe:

E27
Ampoule non incluse

Câblage:

tension de réseau 220-240V

Visserie:

acier inox

Isolément:

Classe I

Règlementations:

Conformité avec les normes EN60598-1

Marquage:

CE

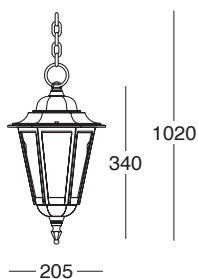
Accessoires en option:

Triangle pour la fixation au sol
5014-A (pour base 260x230 mm) - 5015-A (pour base 325x285 mm) -
5016-A (pour base 240x210 mm)
Tirant galvanisé pour fixation au sol 3 x 5020-A
Boulon INOX pour la fixation au sol 3 x 5021-A
Rallonge pour poteau 6047-A-1

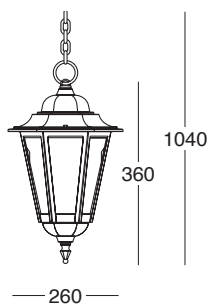
01 2001-2002-2003



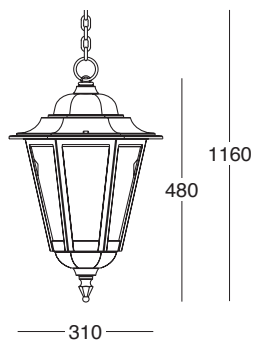
COD.	LAMP	V	W
2001-01...30 2002-01...30 2003-01...30	E27	250	75 max



2001-01



2002-01

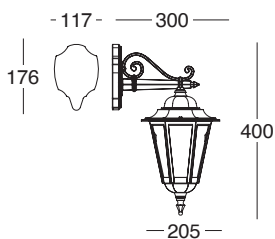


2003-01

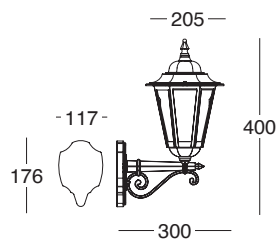
02-03 2001-2002



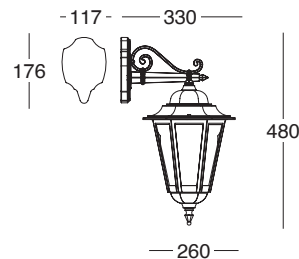
COD.	LAMP	V	W
2001-02...30	E27	250	75 max
2001-03...30			
2002-02...30			
2002-03...30			



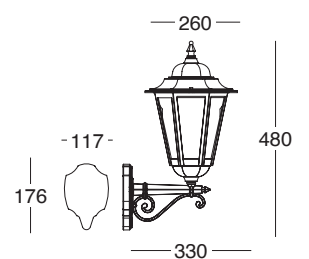
2001-02



2001-03



2002-02

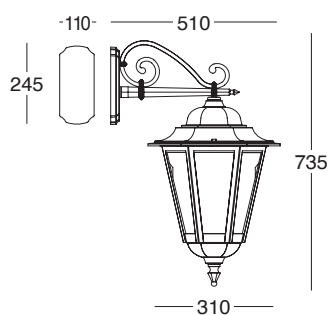


2002-03

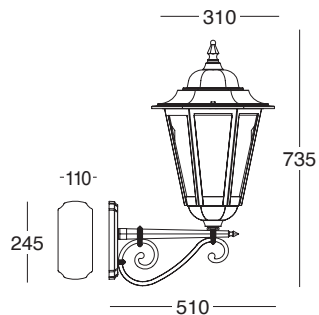
02-03 2003



COD.	LAMP	V	W
2003-02...30 2003-03...30	E27	250	75 max



2003-02

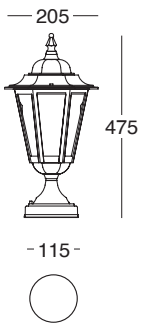


2003-03

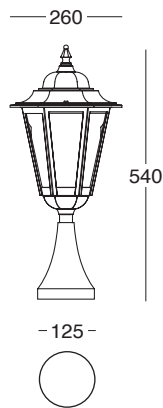
04 2001-2002-2003



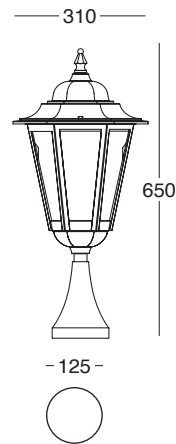
COD.	LAMP	V	W
2001-04...30	E27	250	75 max
2002-04...30			
2003-04...30			



2001-04



2002-04

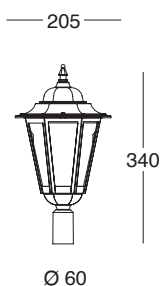


2003-04

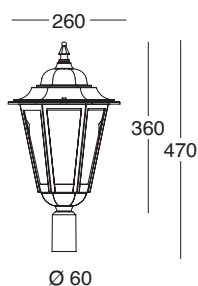
25 2001-2002-2003



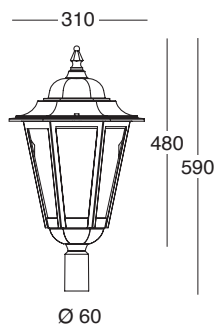
COD.	LAMP	V	W
2001-25...30	E27	250	75 max
2002-25...30			
2003-25...30			



2001-25

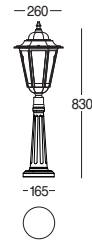


2002-25

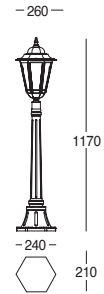


2003-25

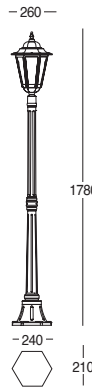
06-07 2002



2002-05



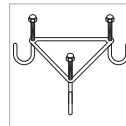
2002-06 * KIT 9978-A



2002-07 * KIT 9978-A

* FISSAGGIO A TERRA PER PALI (OPZIONALI)
GROUND FIXING FOR POLES (OPTIONAL)
FIXATION AU SOL POUR POTEAUX (EN OPTION)

per base-for base-pour base
240x210 mm

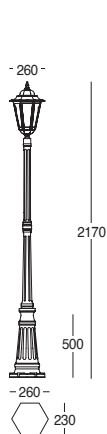


9978-A

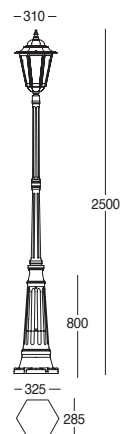


COD.	LAMP	V	W
2002-05...30			
2002-06...30	E27	250	75 max
2002-07...30			

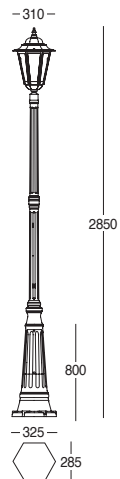
08-18 2002-2003



2002-08 * KIT 9974-A



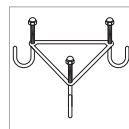
2003-08 * KIT 9975-A



2003-18 * KIT 9975-A

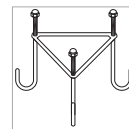
* FISSAGGIO A TERRA PER PALI (OPZIONALI)
GROUND FIXING FOR POLES (OPTIONAL)
FIXATION AU SOL POUR POTEAUX (EN OPTION)

per base-for base-pour base
260x230 mm



9974-A

per base-for base-pour base
325x285 mm

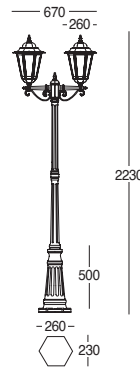


9975-A

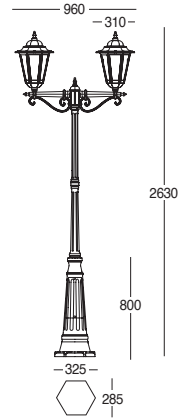


COD.	LAMP	V	W
2002-08...30	E27	250	75 max
2003-08...30			
2003-18...30			

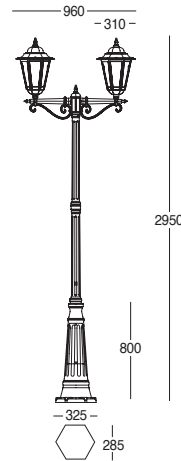
09-19 2002-2003



2002-09 * KIT 9974-A



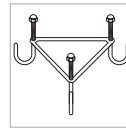
2003-09 * KIT 9975-A



2003-19 * KIT 9975-A

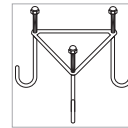
* FISSAGGIO A TERRA PER PALI (OPZIONALI)
GROUND FIXING FOR POLES (OPTIONAL)
FIXATION AU SOL POUR POTEAUX (EN OPTION)

per base-for base-pour base
260x230 mm



9974-A

per base-for base-pour base
325x285 mm

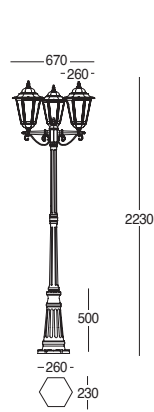


9975-A

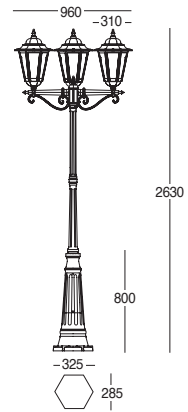


COD.	LAMP	V	W
2002-09...30	E27	250	75 max
2003-09...30			
2003-19...30			

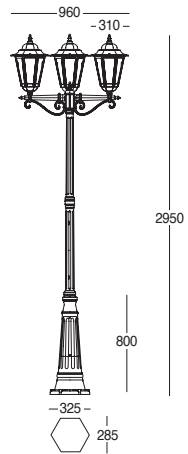
11-21 2002-2003



2002-11 * KIT 9974-A



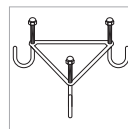
2003-11 * KIT 9975-A



2003-21 * KIT 9975-A

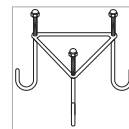
* FISSAGGIO A TERRA PER PALI (OPZIONALI)
GROUND FIXING FOR POLES (OPTIONAL)
FIXATION AU SOL POUR POTEAUX (EN OPTION)

per base-for base-pour base
260x230 mm



9974-A

per base-for base-pour base
325x285 mm

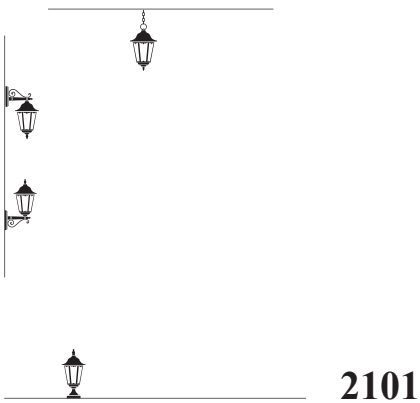


9975-A



COD.	LAMP	V	W
2002-11...30	E27	250	75 max
2003-11...30			
2003-21...30			

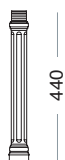
HYDRA





ACCESSORI OPZIONALI

OPTIONAL ACCESSORIES - ACCESSOIRES EN OPTION



6047-A-1

Prolunga per palo
(2102-08/09/11, 2103-08/09/11)
Pole extension
Rallonge pour poteau



6048-A-1

Sostituisce il 6048-A
(2103-18/19/21)
Replaces 6048
Remplace 6048

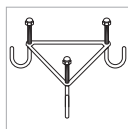


6047-A

Prolunga per palo
(2103-18/19/21)
Pole extension
Rallonge pour poteau

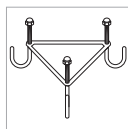
Vedi pagina 20 per ulteriori informazioni

See page 20 for more information - Voir page 20 pour plus d'informations



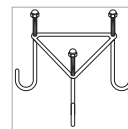
9978-A

Fissaggio a terra per pali
Ground fixing for poles
Fixation au sol pour poteaux
per base-for base-pour base 240x210 mm



9974-A

Fissaggio a terra per pali
Ground fixing for poles
Fixation au sol pour poteaux
per base-for base-pour base 260x230 mm



9975-A

Fissaggio a terra per pali
Ground fixing for poles
Fixation au sol pour poteaux
per base-for base-pour base 325x285 mm

COLORI STANDARD STANDARD COLOURS - COULEURS CLASSIQUES

00	01	10	24	25	30	35	40
BIANCO PURO RAL 9016 PURE WHITE BLANC PUR	NERO RAL 9005 BLACK NOIR	BIANCO RAL 9010 WHITE BLANC	BRONZO BRONZE BRONZE	RUGGINE RUST ROUILLE	ANTRACITE ANTHRACITE ANTHRACITE	ARDESIA SLATE ARDOISE	GRIGIO RAL 9006 GREY GRIS

COLORI SPECIALI SPECIAL COLOURS - COULEURS SPÉCIALES

02	03	04	05
NERO-ORO BLACK-GOLD NOIR-DORÉ	NERO-RAME BLACK-COPPER NOIR-CUIVRE	NERO-VERDE BLACK-GREEN NOIR-VERT	NERO-GRIGIO BLACK-GRAY NOIR-GRIS

CARATTERISTICHE

Hydra è un prodotto caratterizzato da un'elevata qualità dei materiali che lo rende estremamente affidabile per l'utilizzo in esterno. La possibilità di installazione a parete, a soffitto ed a terra lo rende un prodotto versatile per un miglior adeguamento alle vostre esigenze di ambientazione. Hydra è in grado di creare un'atmosfera armoniosa di luce ed eleganza nei vostri spazi esterni. Il diffusore a sei facce in vetro chiaro trasparente (su richiesta, satinato oppure policarbonato trasparente) garantisce una distribuzione ottimale ed omogenea della luce. Armonia delle forme e solidità di struttura per un prodotto ricercato ed efficiente.

Installazione:

a parete, a soffitto, a terra

Diffusori:

vetro chiaro trasparente
satinato (opzionale)

Portalamпада:

E27

Lampada non inclusa

Cablaggio:

tensione di rete 220-240V

Viterie:

acciaio inox

Isolamento:

Classe I a

Normative:

conformità alle norme EN60598-1

Marchio:

CE

Accessori opzionali:

Triangolo per il fissaggio al terreno
5014-A (per base 260x230 mm) - 5015-A (per base 325x285 mm) -
5016-A (per base 240x210 mm)
Tirante zincato per il fissaggio al terreno 3 x 5020-A
Bullone INOX per il fissaggio al terreno 3 x 5021-A
Prolunga per palo 6047-A-1

FEATURES

Hydra is a product characterised by high quality materials that make it extremely reliable for outdoor use. The possibility of wall, ceiling and floor mount installations makes it a versatile product to fit in perfectly with your setting. Hydra is the ideal product to create a harmonious and elegant atmosphere in your outdoor areas. The six-sided diffuser made of clear glass (satinized glass or transparent polycarbonate on request) guarantees optimal and uniform distribution of light. The harmonious design and solid structure can be seen in this carefully designed and efficient product.

Fixing:

wall fixing, ceiling fixing, ground fixing

Diffusers:

clear glass
satin (optional)

Lampholder:

E27

Lamp not included

Wiring:

voltage 220-240V

Screws kit:

stainless steel

Insulation:

Class I

Norms:

manufactured in compliance with EN60598-1 norms

Mark:

CE

Optional Accessories:

Triangle for ground fixing
5014-A (for 260x230 mm base) - 5015-A (for 325x285 mm base) -
5016-A (for 240x210 mm base)
Zinc-plated tie-rod for ground fixing 3 x 5020-A
INOX screw bolt for ground fixing 3 x 5021-A
Pole extension 6047-A-1

CARACTÉRISTIQUES

Hydra est un produit caractérisé par la grande qualité des matériaux qui le rend extrêmement fiable pour une utilisation en extérieure. Grâce à la possibilité de l'installer au mur, au plafond et au sol, ce produit s'avère versatile et capable de s'adapter parfaitement à tout type d'agencement. Hydra est en mesure de créer une atmosphère harmonieuse de lumière et de conférer une grande élégance à vos espaces extérieurs. Le diffuseur à six faces en verre clair transparent (satiné ou polycarbonate transparent, sur demande) garantit une distribution optimale et homogène de la lumière. Ses formes harmonieuses et la robustesse de sa structure confèrent à ce produit un style élégant et une grande efficacité.

Installation:

au mur, au plafond, au sol

Diffuseurs:

verre clair transparent
verre satiné (en option)
polycarbonate transparent (en option)

Douille de lampe:

E27

Ampoule non incluse

Câblage:

tension de réseau 220-240V

Visserie:

acier inox

Isolement:

Classe I

Réglementations:

Conformité avec les normes EN60598-1

Marquage:

CE

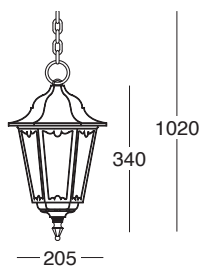
Accessoires en option:

Triangle pour la fixation au sol
5014-A (pour base 260x230 mm) - 5015-A (pour base 325x285 mm) -
5016-A (pour base 240x210 mm)
Tirant galvanisé pour fixation au sol 3 x 5020-A
Boulon INOX pour la fixation au sol 3 x 5021-A
Rallonge pour poteau 6047-A-1

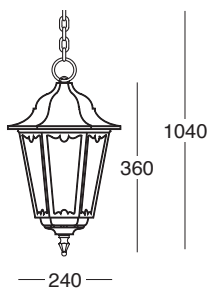
01 2101-2102-2103



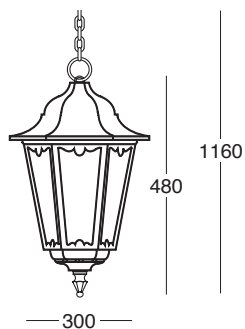
COD.	LAMP	V	W
2101-01...30	E27	250	75 max
2102-01...30			
2103-01...30			



2101-01



2102-01

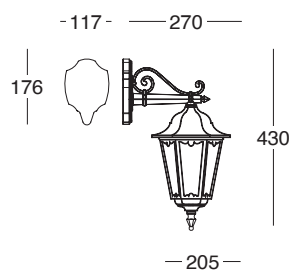


2103-01

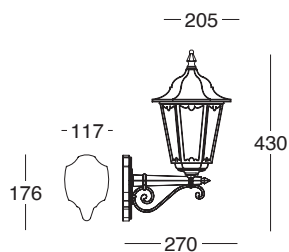
02-03 2101-2102



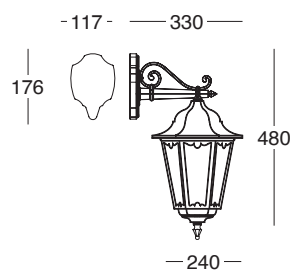
COD.	LAMP	V	W
2101-02...30	E27	250	75 max
2101-03...30			
2102-02...30			
2102-03...30			



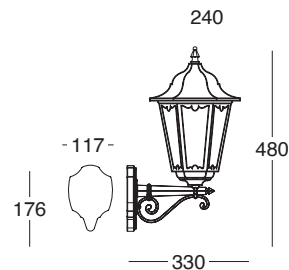
2101-02



2101-03



2102-02

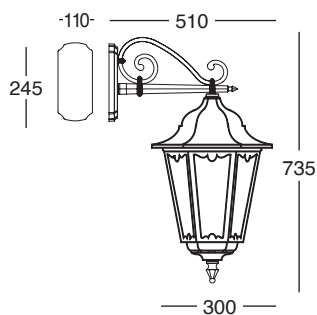


2102-03

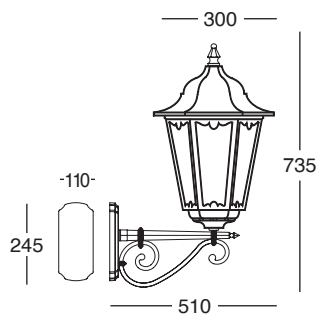
02-03 2103



COD.	LAMP	V	W
2103-02...30	E27	250	75 max
2103-03...30			



2103-02

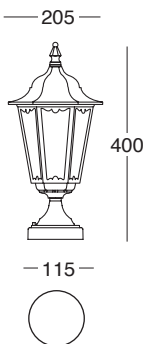


2103-03

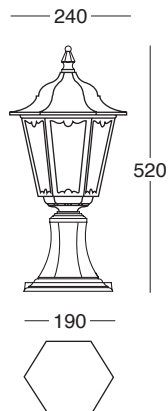
04 2101-2102-2103



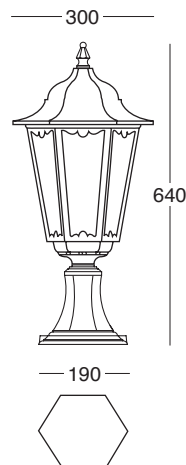
COD.	LAMP	V	W
2101-04...30			
2102-04...30	E27	250	75 max
2103-04...30			



2101-04



2102-04

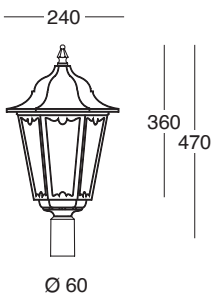


2103-04


25 2102-2103



COD.	LAMP	V	W
2102-25...30	E27	250	75 max
2103-25...30			

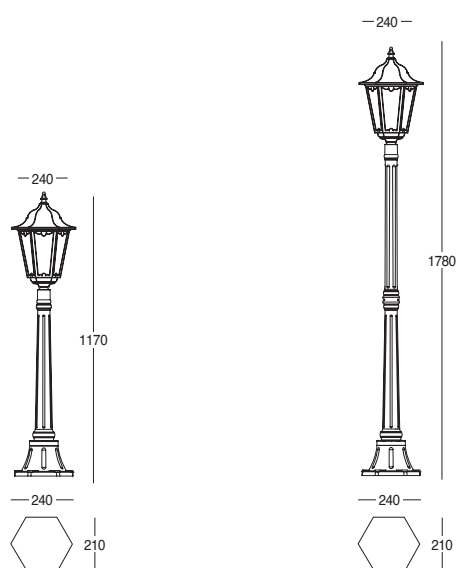


2102-25



2103-25

06-07 2102

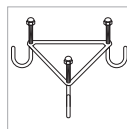


2102-06 * KIT 9978-A

2102-07 * KIT 9978-A

* FISSAGGIO A TERRA PER PALI (OPZIONALI)
GROUND FIXING FOR POLES (OPTIONAL)
FIXATION AU SOL POUR POTEAUX (EN OPTION)

per base-for base-pour base
240x210 mm

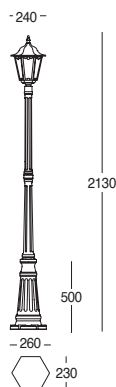


9978-A

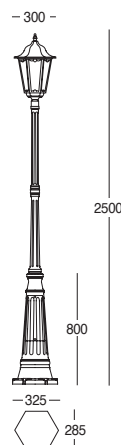


COD.	LAMP	V	W
2102-06...30	E27	250	75 max
2102-07...30			

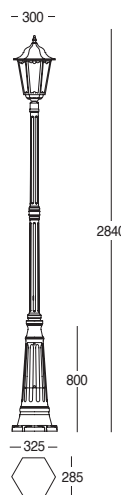
08-18 2102-2103



2102-08 * KIT 9974-A



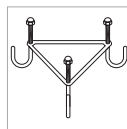
2103-08 * KIT 9975-A



2103-18 * KIT 9975-A

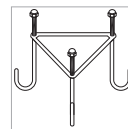
* FISSAGGIO A TERRA PER PALI (OPZIONALI)
GROUND FIXING FOR POLES (OPTIONAL)
FIXATION AU SOL POUR POTEAUX (EN OPTION)

per base-for base-pour base
260x230 mm



9974-A

per base-for base-pour base
325x285 mm

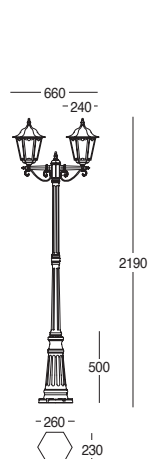


9975-A

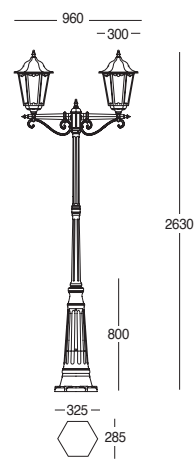


COD.	LAMP	V	W
2102-08...30	E27	250	75 max
2103-08...30			
2103-18...30			

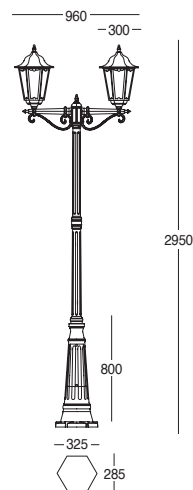
09-19 2102-2103



2102-09 * KIT 9974-A



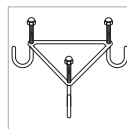
2103-09 * KIT 9975-A



2103-19 * KIT 9975-A

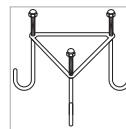
* FISSAGGIO A TERRA PER PALI (OPZIONALI)
GROUND FIXING FOR POLES (OPTIONAL)
FIXATION AU SOL POUR POTEAUX (EN OPTION)

per base-for base-pour base
260x230 mm



9974-A

per base-for base-pour base
325x285 mm

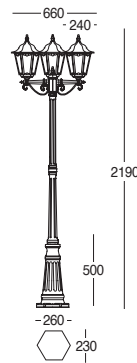


9975-A

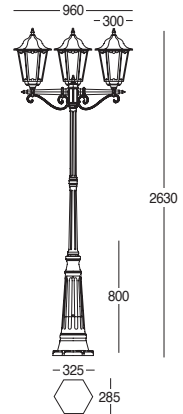


COD.	LAMP	V	W
2102-09...30	E27	250	75 max
2103-09...30			
2103-19...30			

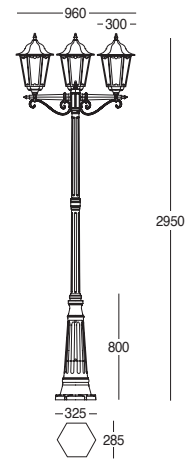
11-21 2102-2103



2102-11 * KIT 9974-A



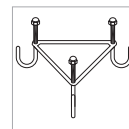
2103-11 * KIT 9975-A



2103-21 * KIT 9975-A

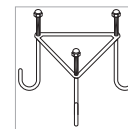
*** FISSAGGIO A TERRA PER PALI (OPZIONALI)**
GROUND FIXING FOR POLES (OPTIONAL)
FIXATION AU SOL POUR POTEAUX (EN OPTION)

per base-for base-pour base
 260x230 mm



9974-A

per base-for base-pour base
 325x285 mm



9975-A



COD.	LAMP	V	W
2102-11...30	E27	250	75 max
2103-11...30			
2103-21...30			

OCTANS



2005



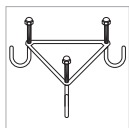
2005

ACCESSORI OPZIONALI OPTIONAL ACCESSORIES - ACCESSOIRES EN OPTION



20300-A-019

Pali con obbligo di struttura interna da ordinare separatamente
Poles with internal structure required to be ordered separately
Les poteaux avec structure interne doivent être commandés séparément



9977-A

Fissaggio a terra per pali
Ground fixing for poles
Fixation au sol pour poteaux
per base-for base-pour base ø296 mm

MODU LED

D

Vedi pagina 12 per ulteriori informazioni
See page 12 for more information
Voir page 12 pour plus d'informations

COLORI STANDARD STANDARD COLOURS - COULEURS CLASSIQUES

○	●	○	●	●	●	●	●
00	01	10	24	25	30	35	40
BIANCO PURO RAL 9016 PURE WHITE BLANC PUR	NERO RAL 9005 BLACK NOIR	BIANCO RAL 9010 WHITE BLANC	BRONZO BRONZE BRONZE	RUGGINE RUST ROUILLE	ANTRACITE ANTHRACITE ANTHRACITE	ARDESIA SLATE ARDOISE	GRIGIO RAL 9006 GREY GRIS

COLORI SPECIALI SPECIAL COLOURS - COULEURS SPÉCIALES

●	●	●	●
02	03	04	05
NERO-ORO BLACK-GOLD NOIR-DORE	NERO-RAME BLACK-COPPER NOIR-CUIVRE	NERO-VERDE BLACK-GREEN NOIR-VERT	NERO-GRIGIO BLACK-GRY NOIR-GRIS

CARATTERISTICHE

I materiali di elevata qualità e la cura dei dettagli fanno di Octans un prodotto eccellente ed affidabile per l'utilizzo in esterno. Le forme eleganti e le possibilità di installazione (a parete ed a terra) lo rendono versatile ed adattabile a tutte le vostre esigenze di abientazione. Octans assicura una propagazione della luce sempre omogenea ed ottimale, grazie al diffusore in vetro chiaro trasparente. E' il prodotto ideale per chi è alla ricerca di raffinatezza ed affidabilità.

Installazione:

a parete, terra

Componenti:

pressofusione di alluminio EN AB 46100, verniciato con polveri poliesteri ad elevata resistenza ai raggi UV e alla corrosione

Diffusori:

vetro chiaro trasparente

Portalampada:

E27

Lampada non inclusa

Cablaggio:

tensione di rete 220-240V

Viterie:

acciaio inox

Isolamento:

Classe I

Normative:

conformità alle norme EN60598-1

Marchio:

CE

Accessori:

Struttura interna palo vedi pagina 658 (per base 350x350 mm)

Accessori opzionali:

Triangolo per il fissaggio al terreno 5015-A (per base 325x285 mm)

Tirante zincato per il fissaggio al terreno 3 x 5020-A

Bullone INOX per il fissaggio al terreno 3 x 5021-A

FEATURES

The high quality materials and the attention to details make Octans an excellent and reliable product for outdoor use. The elegant designs and the installation options (wall or floor mount) make it versatile and adaptable to all your requirements. Octans ensures a constantly uniform and optimal spreading of light due to the clear glass diffuser. It is the ideal product for those seeking style and reliability.

Fixing:

wall fixing, ground fixing

Components:

die cast aluminium EN AB 46100 painted with polyester powder UV ray and corrosion resistant

Diffusers:

clear glass

Lampholder:

E27

Lamp not included

Wiring:

voltage 220-240V

Screws kit:

stainless steel

Insulation:

Class I

Norms:

manufactured in compliance with EN60598-1 norms

Mark:

CE

Accessories:

Internal pole fixing see page 658 (for 350x350 mm base)

Optional Accessories:

Triangle for ground fixing 5015-A (for 325x285 mm base)

Zinc-plated tie-rod for ground fixing 3 x 5020-A

INOX screw bolt for ground fixing 3 x 5021-A

CARACTÉRISTIQUES

Les matériaux de grande qualité et l'attention portée aux détails font d'Octans un excellent produit particulièrement fiable pour une utilisation en extérieur. Les formes élégantes et les différentes possibilités d'installation (au mur et au sol) en font un produit versatile et adaptable à toutes les exigences de vos espaces. Octans garantit une propagation de la lumière toujours homogène et optimale grâce au diffuseur en verre clair transparent. C'est le produit idéal pour tous ceux qui recherchent élégance et fiabilité.

Installation:

au mur, au sol

Composants

aluminium moulé sous pression EN AB 46100, peint avec poudres polyester ayant une haute résistance aux rayons UV et à la corrosion

Diffuseurs:

verre clair transparent

Douille de lampe:

E27

Ampoule non incluse

Câblage:

tension de réseau 220-240V

Visserie:

acier inox

Isolément:

Classe I

Réglementations:

Conformité avec les normes EN60598-1

Marquage:

CE

Accessoires:

Structure interne du poteau, voir page 658 (pour base 350x350 mm)

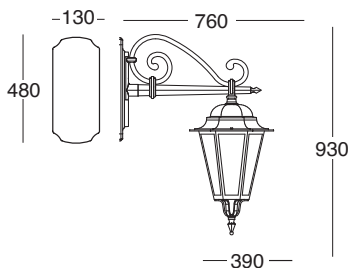
Accessoires en option:

Triangle pour fixation au sol 5015-A (pour base 325x285 mm)

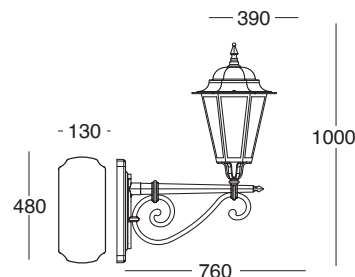
Tirant galvanisé pour fixation au sol 3 x 5020-A

Boulon INOX pour la fixation au sol 3 x 5021-A

02-03 2005



2005-02



2005-03

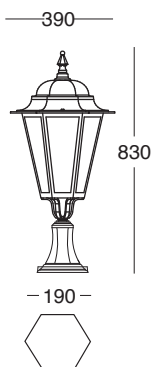


MODU **LED** VEDI-SEE-VOIR
PAG. 12



COD.	LAMP	V	W
2005-02...30 2005-03...30	E27	250	75 max

04 2005



2005-04

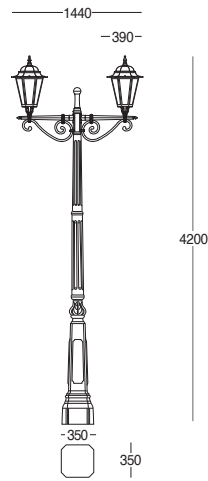


MODU **LED** VEDI-SEE-VOIR
PAG. 12

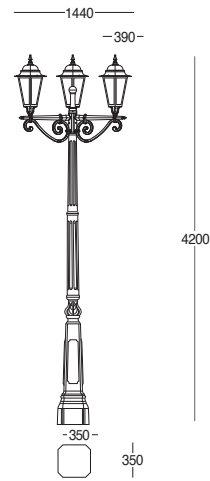


COD.	LAMP	V	W
2005-04...30	E27	250	75 max

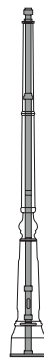
19-21 2005



2005-19



2005-21



20300-A-019

Pali con obbligo di struttura interna da ordinare separatamente
 Poles with internal structure required to be ordered separately
 Les poteaux avec structure interne doivent être commandés séparément



COD.

2005-19...30
 2005-21...30

LAMP

E27

V

250

W

75 max

MODU **LED** VEDI-SEE-VOIR
 PAG. 12



13-23 2005



MODU **LED** VEDI-SEE-VOIR
PAG. 12



COD.

LAMP

V

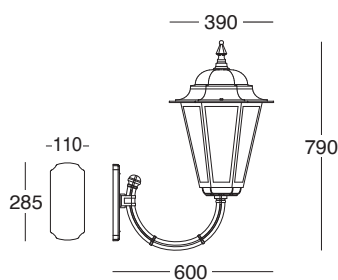
W

2005-13...30
2005-23...30

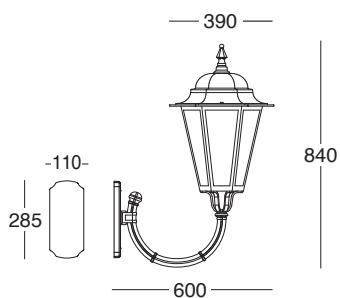
E27

250

75 max

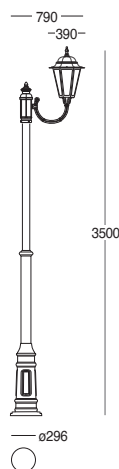


2005-13

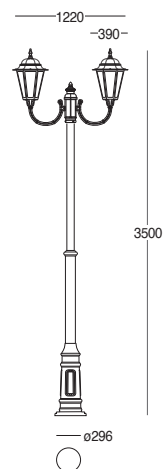


2005-23

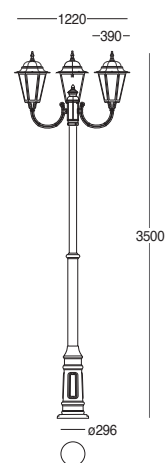
28-29-31 2005



2005-28 * KIT 9977-A



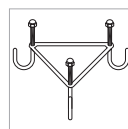
2005-29 * KIT 9977-A



2005-31 * KIT 9977-A

* FISSAGGIO A TERRA PER PALI (OPZIONALI)
 GROUND FIXING FOR POLES (OPTIONAL)
 FIXATION AU SOL POUR POTEAUX (EN OPTION)

per base-for base-pour base
 ø296 mm



9977-A




COD.	LAMP	V	W
2005-28...30	E27	250	75 max
2005-29...30			
2005-31...30			


MODU LED VEDI-SEE-VOIR
 PAG. 12



VIRGO



5002



5003



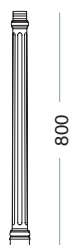
ACCESSORI OPZIONALI

OPTIONAL ACCESSORIES - ACCESSOIRES EN OPTION



6047-A-1

Prolunga per palo
(5003-08/28, 5002-09/29/11/21)
Pole extension
Rallonge pour poteau



6048-A-1

Sostituisce il 6048-A
(5003-18/09/11)
Replaces 6048
Remplace 6048

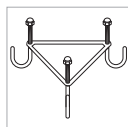


6047-A

Prolunga per palo
(5003-18/09/11)
Pole extension
Rallonge pour poteau

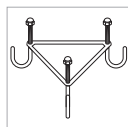
Vedi pagina 20 per ulteriori informazioni

See page 20 for more information - Voir page 20 pour plus d'informations



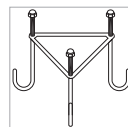
9978-A

Fissaggio a terra per pali
Ground fixing for poles
Fixation au sol pour poteaux
per base-for base-pour base 240x210 mm



9974-A

Fissaggio a terra per pali
Ground fixing for poles
Fixation au sol pour poteaux
per base-for base-pour base 260x230 mm



9975-A

Fissaggio a terra per pali
Ground fixing for poles
Fixation au sol pour poteaux
per base-for base-pour base 325x285 mm

COLORI STANDARD STANDARD COLOURS - COULEURS CLASSIQUES

00	01	10	24	25	30	35	40
BIANCO PURO RAL 9016 PURE WHITE BLANC PUR	NERO RAL 9005 BLACK NOIR	BIANCO RAL 9010 WHITE BLANC	BRONZO BRONZE BRONZE	RUGGINE RUST ROUILLE	ANTRACITE ANTHRACITE ANTHRACITE	ARDESIA SLATE ARDOISE	GRIGIO RAL 9006 GREY GRIS

COLORI SPECIALI SPECIAL COLOURS - COULEURS SPÉCIALES

02	03	04	05
NERO-ORO BLACK-GOLD NOIR-DORÉ	NERO-RAME BLACK-COPPER NOIR-CUIVRE	NERO-VERDE BLACK-GREEN NOIR-VERT	NERO-GRIGIO BLACK-GRY NOIR-GRIS

CARATTERISTICHE

Resistenza, design ed elevata qualità dei materiali rendono Virgo un eccellente prodotto per l'utilizzo in esterno. Raffinato nelle forme ed estremamente versatile, grazie alle diverse possibilità di installazione (a parete, a soffitto ed a terra), è adattabile ad ogni tipo di esigenza. Virgo vestirà di stile i vostri spazi esterni, garantendo sempre la massima resa ed una propagazione ottimale della luce, mediante il diffusore sferico in policarbonato opale. Virgo è sinonimo di classe ed efficienza.

Installazione:

a parete, a soffitto, a terra

Componenti:

pressofusione di alluminio EN AB 46100, verniciato con polveri poliesteri ad elevata resistenza ai raggi UV e alla corrosione

Diffusori:

pmma opale/ pmma trasparente opzionale

Porta lampada:

E27

Lampada non inclusa

Cablaggio:

tensione di rete 220-240V

Viterie:

acciaio inox

Isolamento:

Classe I

Normative:

conformità alle norme EN60598-1

Marchio:

CE

Accessori opzionali:

Triangolo per il fissaggio al terreno - 5014-A (per base 260x230 mm) -

5015-A (per base 325x285 mm) - 5016-A (per base 240x210 mm)

Tirante zincato per il fissaggio al terreno 3 x 5020-A

Bullone INOX per il fissaggio al terreno 3 x 5021-A

Prolunga per palo 6047-A-1

FEATURES

Resistance, design and high quality materials make Virgo an excellent product for outdoor use. Designs that are stylish and extremely versatile due to various installation options (wall, ceiling and floor mount) it can be adapted to suit every requirement. Virgo will dress up your outdoor areas in style, always guaranteeing the maximum performance and an optimal distribution of light via the spherical diffuser in opal polycarbonate. Virgo: synonymous with class and efficiency.

Fixing:

wall fixing, ceiling fixing, ground fixing

Components:

die cast aluminium EN AB 46100 painted with polyester powder UV ray and corrosion resistant

Diffusers:

opal pmma/option pmma transparent

Lamp holder:

E27

Lamp not included

Wiring:

voltage 220-240V

Screws kit:

stainless steel

Insulation:

Class I

Norms:

manufactured in compliance with EN60598-1 norms

Mark:

CE

Optional Accessories:

Triangle for ground fixing 5014-A (for 260x230 mm base)

5015-A (for 325x285 mm base) - 5016-A (for 240x210 mm base)

Zinc-plated tie-rod for ground fixing 3 x 5020-A

INOX screw bolt for ground fixing 3 x 5021-A

Pole extension 6047-A-1

CARACTÉRISTIQUES

Sa résistance, son design et la grande qualité de ses matériaux font de Virgo un excellent produit pour l'utilisation en extérieur. Avec ses formes élégantes, sa grande versatilité et grâce à ses différentes possibilités d'installation (au mur, au plafond et au sol), il s'adapte à toutes les exigences. Virgo habillera avec style vos espaces extérieurs tout en garantissant toujours des prestations maximales et une propagation optimale de la lumière grâce au diffuseur sphérique en polycarbonate opale. Virgo est synonyme d'élégance et d'efficacité.

Installation:

au mur, au plafond, au sol

Composants:

aluminium moulé sous pression EN AB 46100, peint avec poudres polyester ayant une haute résistance aux rayons UV et à la corrosion

Diffuseurs:

pmma opale/pmma transparent en option

Douille de lampe:

E27

Ampoule non incluse

Câblage:

tension de réseau 220-240V

Visserie:

acier inox

Isolément:

Classe I

Réglementations:

Conformité avec les normes EN60598-1

Marquage:

CE

Accessoires en option:

Triangle pour fixation au sol - 5014-A (pour base 260x230 mm) -

5015-A (pour base 325x285 mm) - 5016-A (pour base 240x210 mm)

Tirant galvanisé pour fixation au sol 3 x 5020-A

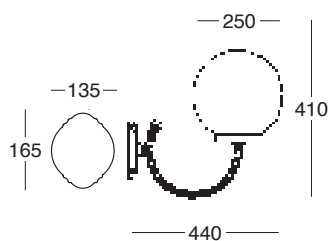
Boulon INOX pour la fixation au sol 3 x 5021-A

Rallonge pour poteau 6047-A-1

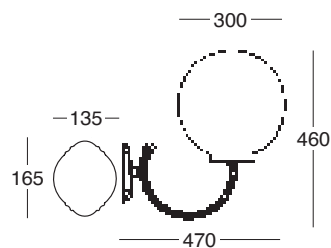
03 5002-5003



COD.	LAMP	V	W
5002-03...30	E27	250	75 max
5003-03...30			

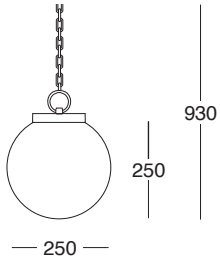


5002-03

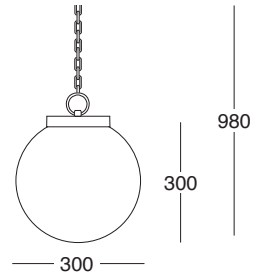


5003-03

01 5002-5003



5002-01

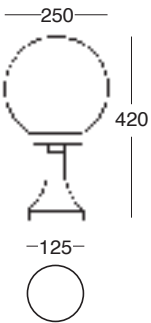


5003-01

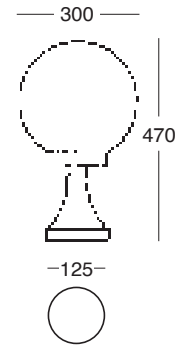


COD.	LAMP	V	W
5002-01...30	E27	250	75 max
5003-01...30	E27	250	75 max

04 5002-5003



5002-04

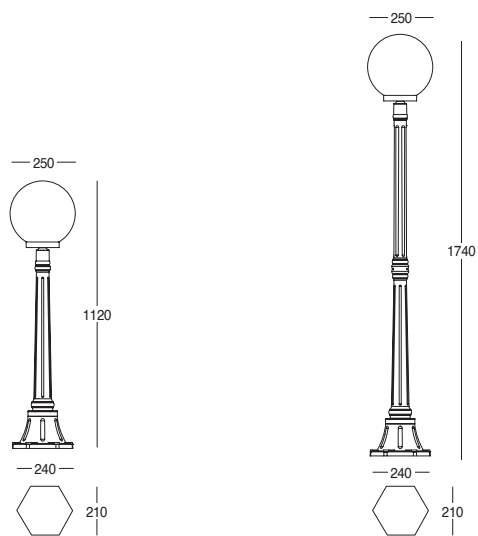


5003-04



COD.	LAMP	V	W
5002-04...30	E27	250	75 max
5003-04...30	E27	250	75 max

06-07 5002

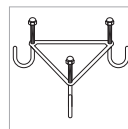


5002-06 * KIT 9978-A

5002-07 * KIT 9978-A

* FISSAGGIO A TERRA PER PALI (OPZIONALI)
 GROUND FIXING FOR POLES (OPTIONAL)
 FIXATION AU SOL POUR POTEAUX (EN OPTION)

per base-for base-pour base
 240x210 mm

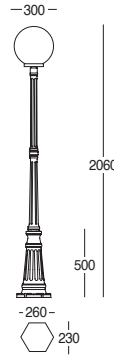


9978-A

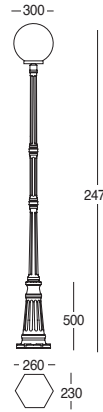


COD.	LAMP	V	W
5002-06...30	E27	250	75 max
5002-07...30			

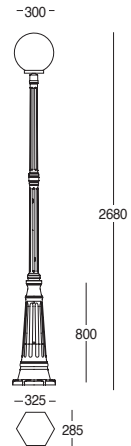
08-18-28 5003



5003-08 * KIT 9974-A



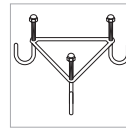
5003-28 * KIT 9974-A



5003-18 * KIT 9975-A

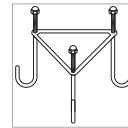
* FISSAGGIO A TERRA PER PALI (OPZIONALI)
GROUND FIXING FOR POLES (OPTIONAL)
FIXATION AU SOL POUR POTEAUX (EN OPTION)

per base-for base-pour base
260x230 mm



9974-A

per base-for base-pour base
325x285 mm

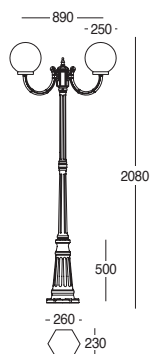


9975-A

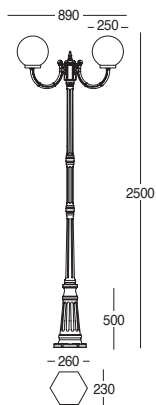


COD.	LAMP	V	W
5003-08...30	E27	250	75 max
5003-18...30			
5003-28...30			

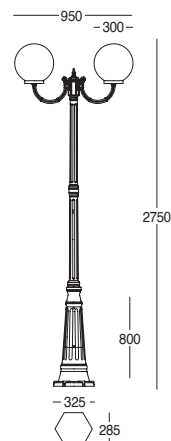
09-29 5002-5003



5002-09 * KIT 9974-A



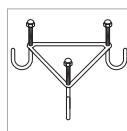
5002-29 * KIT 9974-A



5003-09 * KIT 9975-A

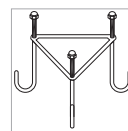
* FISSAGGIO A TERRA PER PALI (OPZIONALI)
GROUND FIXING FOR POLES (OPTIONAL)
FIXATION AU SOL POUR POTEAUX (EN OPTION)

per base-for base-pour base
260x230 mm



9974-A

per base-for base-pour base
325x285 mm

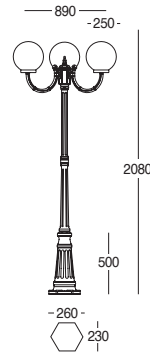


9975-A

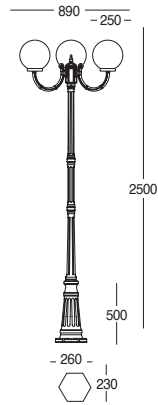


COD.	LAMP	V	W
5002-09...30			
5002-29...30	E27	250	75 max
5003-09...30			

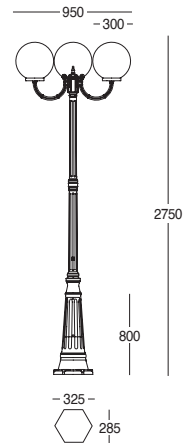
11-21 5002-5003



5002-11 * KIT 9974-A



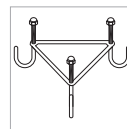
5002-21 * KIT 9974-A



5003-11 * KIT 9975-A

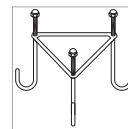
* FISSAGGIO A TERRA PER PALI (OPZIONALI)
GROUND FIXING FOR POLES (OPTIONAL)
FIXATION AU SOL POUR POTEAUX (EN OPTION)

per base-for base-pour base
260x230 mm



9974-A

per base-for base-pour base
325x285 mm



9975-A



COD.

LAMP

V

W

5002-11...30
5002-21...30
5003-11...30


E27

250

75 max

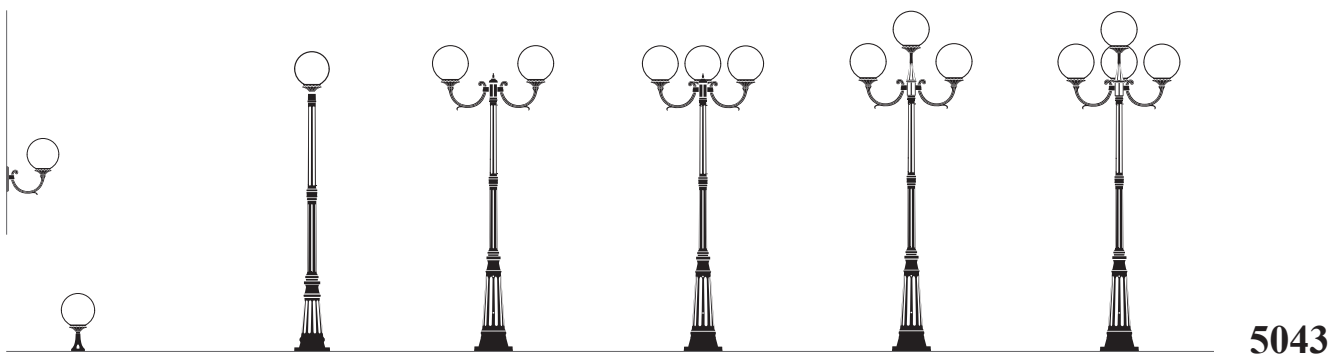


CETUS



5041

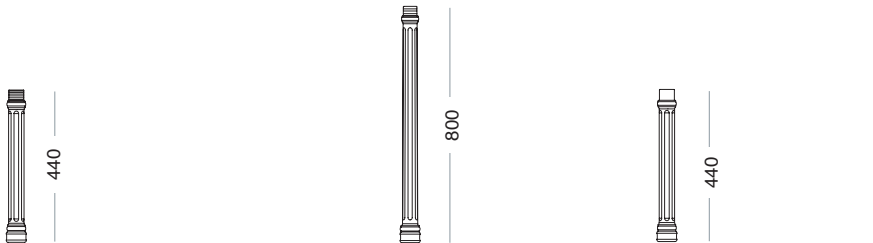
5042



5043

ACCESSORI OPZIONALI

OPTIONAL ACCESSORIES - ACCESSOIRES EN OPTION



6047-A-1

Prolunga per palo
(5042-08/09/11)
Pole extension
Rallonge pour poteau

6048-A-1

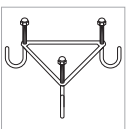
Sostituisce il 6048-A
(5043-08/09/11/13/14)
Replaces 6048
Remplace 6048

6047-A

Prolunga per palo
(5043-08/09/11/13/14)
Pole extension
Rallonge pour poteau

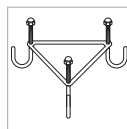
Vedi pagina 20 per ulteriori informazioni

See page 20 for more information - Voir page 20 pour plus d'informations



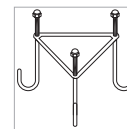
9978-A

Fissaggio a terra per pali
Ground fixing for poles
Fixation au sol pour poteaux
per base-for base-pour base 240x210 mm



9974-A

Fissaggio a terra per pali
Ground fixing for poles
Fixation au sol pour poteaux
per base-for base-pour base 260x230 mm



9975-A

Fissaggio a terra per pali
Ground fixing for poles
Fixation au sol pour poteaux
per base-for base-pour base 325x285 mm



COLORI STANDARD STANDARD COLOURS - COULEURS CLASSIQUES

00	01	10	24	25	30	35	40
BIANCO PURO RAL 9016 PURE WHITE BLANC PUR	NERO RAL 9005 BLACK NOIR	BIANCO RAL 9010 WHITE BLANC	BRONZO BRONZE BRONZE	RUGGINE RUST ROUILLE	ANTRACITE ANTHRACITE ANTHRACITE	ARDESIA SLATE ARDOISE	GRIGIO RAL 9006 GREY GRIS

COLORI SPECIALI SPECIAL COLOURS - COULEURS SPÉCIALES

02	03	04	05
NERO-ORO BLACK-GOLD NOIR-DORÉ	NERO-RAME BLACK-COPPER NOIR-CUIVRE	NERO-VERDE BLACK-GREEN NOIR-VERT	NERO-GRIGIO BLACK-GRAY NOIR-GRIS

CARATTERISTICHE

I materiali di elevata qualità fanno di Cetus un prodotto eccellente ed affidabile per l'utilizzo in esterno. L'eleganza delle forme e la possibilità di installazione a parete ed a terra permettono di adattare il prodotto a tutte le vostre esigenze di ambientazione. Estremamente solido ma raffinato, Cetus garantisce una diffusione ottimale ed omogenea della luce grazie al diffusore di forma sferica, realizzato in policarbonato opale. Cetus vestirà i vostri spazi esterni di stile.

Installazione:

a parete, a terra

Componenti:

pressofusione di alluminio EN AB 46100, verniciato con polveri poliesteri ad elevata resistenza ai raggi UV e alla corrosione

Diffusori:

pmma opale/pmma trasparente opzionale

Portalamпада:

E27

Lampada non inclusa

Cablaggio:

tensione di rete 220-240V

Viterie:

acciaio inox

Isolamento:

Classe I

Normative:

conformità alle norme EN60598-1

Marchio:

CE

Accessori opzionali:

Triangolo per il fissaggio al terreno 5014-A (per base 260x230 mm)

5015-A (per base 325x285 mm) - 5016-A (per base 240x210 mm)

Tirante zincato per il fissaggio al terreno 3 x 5020-A

Bullone INOX per il fissaggio al terreno 3 x 5021-A

Prolunga per palo 6047-A-1

FEATURES

The high quality materials make Cetus an excellent and reliable product for outdoor use. The elegance of the design and the option of wall or floor mount installation make this product adaptable to all setting requirements. Cetus is extremely solid but stylish. It guarantees an optimal and uniform diffusion of light due to the spherical diffuser made of opal polycarbonate. Let Cetus dress up your outdoor areas in style.

Fixing:

wall fixing, ground fixing

Components:

die cast aluminium EN AB 46100 painted with polyester powder UV ray and corrosion resistant

Diffusers:

opal pmma/option pmma transparent

Lampholder:

E27

Lamp not included

Wiring:

voltage 220-240V

Screws kit:

stainless steel

Insulation:

Class I

Norms:

manufactured in compliance with EN60598-1 norms

Mark:

CE

Optional Accessories:

Triangle for ground fixing 5014-A (for 260x230 mm base)

5015-A (for 325x285 mm base) - 5016-A (for 240x210 mm base)

Zinc-plated tie-rod for ground fixing 3 x 5020-A

INOX screw bolt for ground fixing 3 x 5021-A

Pole extension 6047-A-1

CARACTÉRISTIQUES

Les matériaux de grande qualité font de Cetus un excellent produit particulièrement fiable pour une utilisation en extérieur. L'élégance des formes et la possibilité d'installation au mur et au sol lui permettent de s'adapter à toutes vos exigences d'agencement. Extrêmement robuste mais élégant, Cetus garantit une diffusion optimale et homogène de la lumière grâce au diffuseur sphérique, réalisé en polycarbonate opale. Cetus habillera vos espaces extérieurs avec style.

Installation:

au mur, au sol

Composants:

aluminium moulé sous pression EN AB 46100, peint avec poudres polyester ayant une haute résistance aux rayons UV et à la corrosion

Diffuseurs:

pmma opale/pmma transparent en option

Douille de lampe:

E27

Ampoule non incluse

Câblage:

tension de réseau 220-240V

Visserie:

acier inox

Isolément:

Classe I

Réglementations:

Conformité avec les normes EN60598-1

Marquage:

CE

Accessoires en option:

Triangle pour fixation au sol 5014-A (pour base 260x230 mm)

5015-A (pour base 325x285 mm) - 5016-A (pour base 240x210 mm)

Tirant galvanisé pour fixation au sol 3 x 5020-A

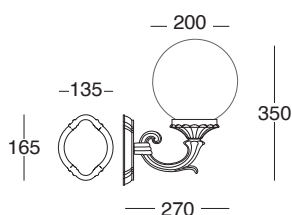
Boulon INOX pour la fixation au sol 3 x 5021-A

Rallonge pour poteau 6047-A-1

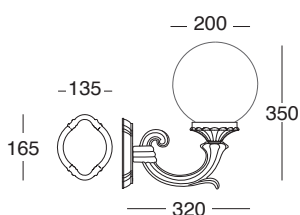
03-13 5041



COD.	LAMP	V	W
5041-03...30	E27	250	75 max
5041-13...30			



5041-03

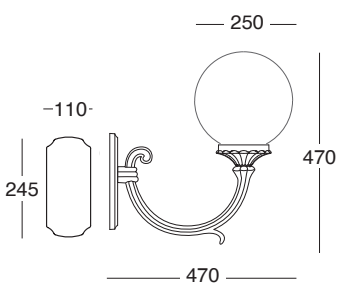


5041-13

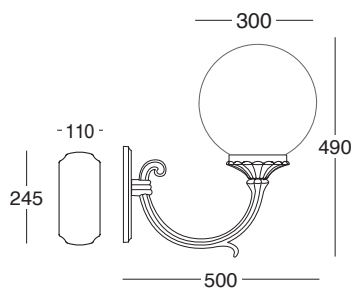
03 5042-5043



COD.	LAMP	V	W
5042-03...30	E27	250	75 max
5043-03...30			



5042-03

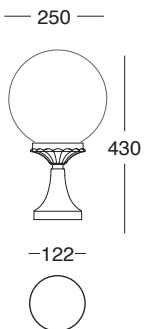


5043-03

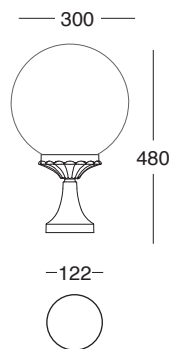
04 5042-5043



COD.	LAMP	V	W
5042-04...30 5043-04...30	E27	250	75 max

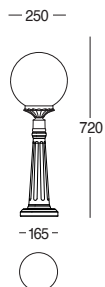


5042-04

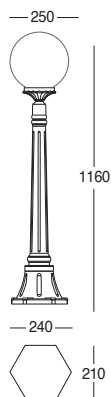


5043-04

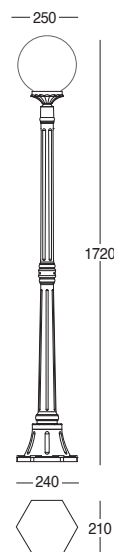
06-07 5042



5042-05



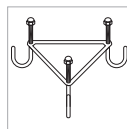
5042-06 * KIT 9978-A



5042-07 * KIT 9978-A

* FISSAGGIO A TERRA PER PALI (OPZIONALI)
GROUND FIXING FOR POLES (OPTIONAL)
FIXATION AU SOL POUR POTEAUX (EN OPTION)

per base-for base-pour base
240x210 mm

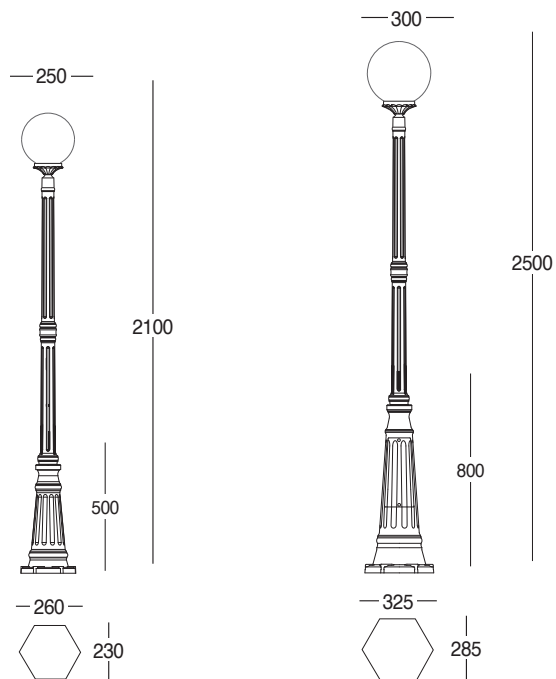


9978-A



COD.	LAMP	V	W
5042-05...30			
5042-06...30	E27	250	75 max
5042-07...30			

08 5042-5043

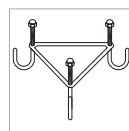


5042-08 * KIT 9974-A

5043-08 * KIT 9975-A

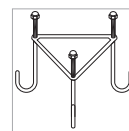
* FISSAGGIO A TERRA PER PALI (OPZIONALI)
 GROUND FIXING FOR POLES (OPTIONAL)
 FIXATION AU SOL POUR POTEAUX (EN OPTION)

per base-for base-pour base
 260x230 mm



9974-A

per base-for base-pour base
 325x285 mm

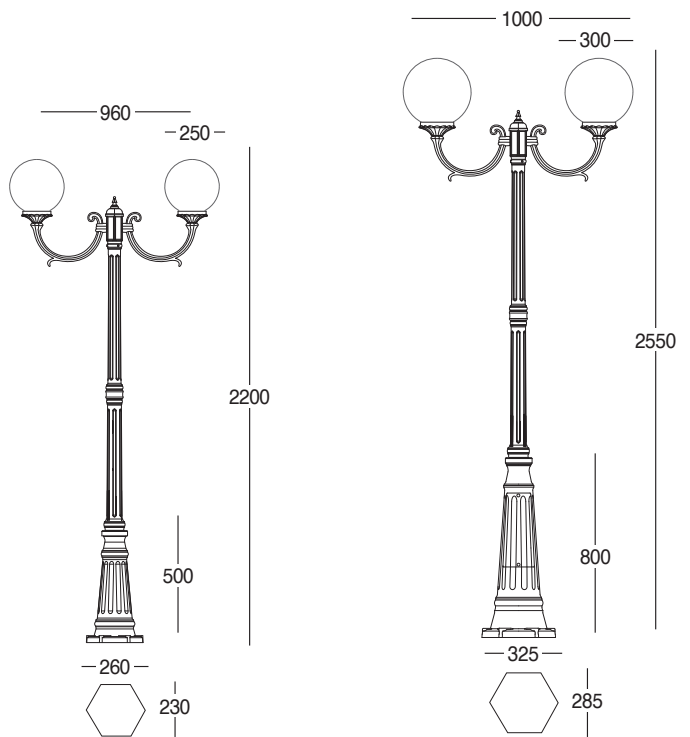


9975-A



COD.	LAMP	V	W
5042-08...30	E27	250	75 max
5043-08...30			

09 5042-5043

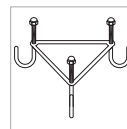


5042-09 * KIT 9974-A

5043-09 * KIT 9975-A

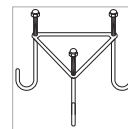
* FISSAGGIO A TERRA PER PALI (OPZIONALI)
GROUND FIXING FOR POLES (OPTIONAL)
FIXATION AU SOL POUR POTEAUX (EN OPTION)

per base-for base-pour base
260x230 mm



9974-A

per base-for base-pour base
325x285 mm



9975-A



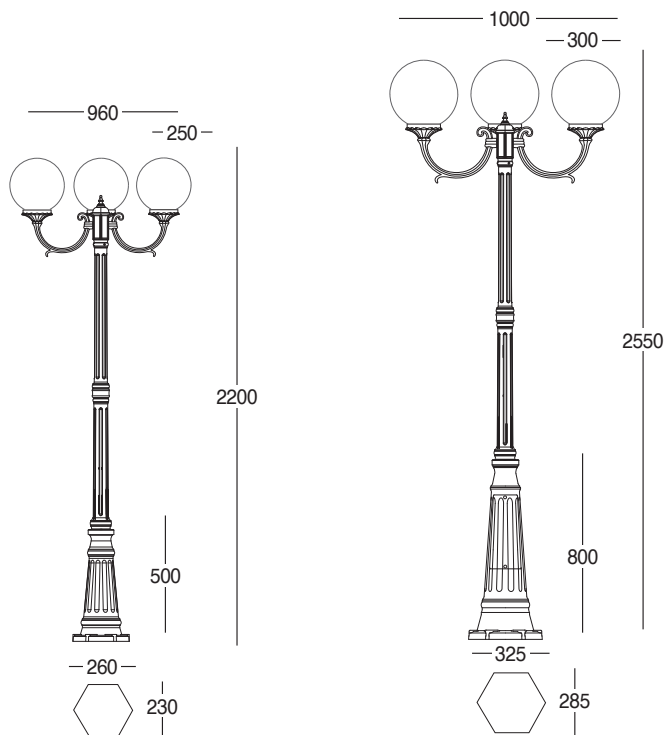
COD.
5042-09...30
5043-09...30

LAMP
E27

V
250

W
75 max

11 5042-5043

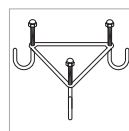


5042-11 * KIT 9974-A

5043-11 * KIT 9975-A

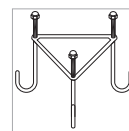
* FISSAGGIO A TERRA PER PALI (OPZIONALI)
 GROUND FIXING FOR POLES (OPTIONAL)
 FIXATION AU SOL POUR POTEAUX (EN OPTION)

per base-for base-pour base
 260x230 mm



9974-A

per base-for base-pour base
 325x285 mm

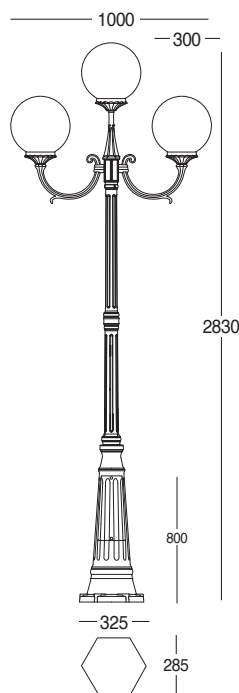


9975-A

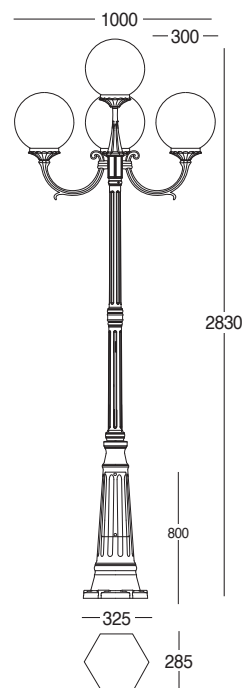


COD.	LAMP	V	W
5042-11...30	E27	250	75 max
5043-11...30			

13-14 5043



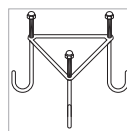
5043-13 * KIT 9975-A



5043-14 * KIT 9975-A

* FISSAGGIO A TERRA PER PALI (OPZIONALI)
GROUND FIXING FOR POLES (OPTIONAL)
FIXATION AU SOL POUR POTEAUX (EN OPTION)

per base-for base-pour base
325x285 mm



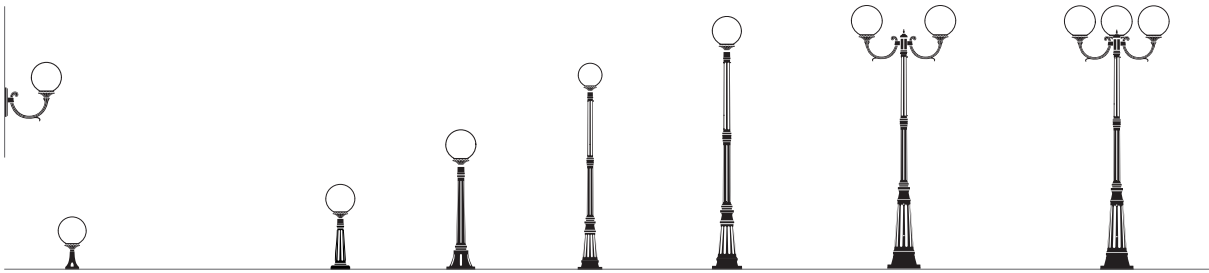
9975-A



COD.	LAMP	V	W
5043-13...30	E27	250	75 max
5043-14...30			



CETUS GLASS



5042



5043



5043



ACCESSORI OPZIONALI

OPTIONAL ACCESSORIES - ACCESSOIRES EN OPTION



6047-A-1

Prolunga per palo
(5042-28/29/31)
Pole extension
Rallonge pour poteau



6048-A-1

Sostituisce il 6048-A
(5043-28/29/31/33/34)
Replaces 6048
Remplace 6048

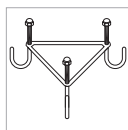


6047-A

Prolunga per palo
(5043-28/29/31/33/34)
Pole extension
Rallonge pour poteau

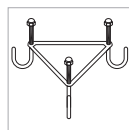
Vedi pagina 20 per ulteriori informazioni

See page 20 for more information - Voir page 20 pour plus d'informations



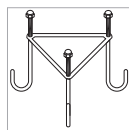
9978-A

Fissaggio a terra per pali
Ground fixing for poles
Fixation au sol pour poteaux
per base-for base-pour base
240x210 mm



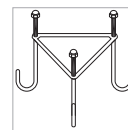
9974-A

Fissaggio a terra per pali
Ground fixing for poles
Fixation au sol pour poteaux
per base-for base-pour base
260x230 mm



9975-A

Fissaggio a terra per pali
Ground fixing for poles
Fixation au sol pour poteaux
per base-for base-pour base
325x285 mm



9977-A

Fissaggio a terra per pali
Ground fixing for poles
Fixation au sol pour poteaux
per base-for base-pour base
ø296 mm

COLORI STANDARD STANDARD COLOURS - COULEURS CLASSIQUES

00	01	10	24	25	30	35	40
BIANCO PURO RAL 9016 PURE WHITE BLANC PUR	NERO RAL 9005 BLACK NOIR	BIANCO RAL 9010 WHITE BLANC	BRONZO BRONZE BRONZE	RUGGINE RUST ROUILLE	ANTRACITE ANTHRACITE ANTHRACITE	ARDESIA SLATE ARDOISE	GRIGIO RAL 9006 GREY GRIS

COLORI SPECIALI SPECIAL COLOURS - COULEURS SPÉCIALES

02	03	04	05
NERO-ORO BLACK-GOLD NOIR-DORÉ	NERO-RAME BLACK-COPPER NOIR-CUIVRE	NERO-VERDE BLACK-GREEN NOIR-VERT	NERO-GRIGIO BLACK-GRY NOIR-GRIS

CARATTERISTICHE

I materiali di elevata qualità fanno di Cetus Glass un prodotto eccellente ed affidabile per l'utilizzo in esterno. L'eleganza delle forme e la possibilità di installazione a parete ed a terra permettono di adattare il prodotto a tutte le vostre esigenze di ambientazione. Estremamente solido ma raffinato, Cetus Glass garantisce una diffusione ottimale ed omogenea della luce grazie al diffusore di forma sferica, realizzato in vetro. Cetus Glass vestirà i vostri spazi esterni di stile.

Installazione:

a parete, a terra

Componenti:

pressofusione di alluminio EN AB 46100, verniciato con polveri poliesteri ad elevata resistenza ai raggi UV e alla corrosione

Diffusori:

vetro trasparente/vetro acidato (opale)

Portalampada:

E27

Lampada non inclusa

Cablaggio:

tensione di rete 220-240V

Viterie:

acciaio inox

Isolamento:

Classe I

Normative:

conformità alle norme EN60598-1

Marchio:

CE

Accessori opzionali:

Triangolo per il fissaggio al terreno 5014-A (per base 260x230 mm)

5015-A (per base 325x285 mm) - 5016-A (per base 240x210 mm)

Tirante zincato per il fissaggio al terreno 3 x 5020-A

Bullone INOX per il fissaggio al terreno 3 x 5021-A

Prolunga per palo 6047-A-1

FEATURES

The high quality materials make Cetus Glass an excellent and reliable product for outdoor use. The elegance of the design and the option of wall or floor mount installation make this product adaptable to all setting requirements. Cetus Glass is extremely solid but stylish. It guarantees an optimal and uniform diffusion of light due to the spherical diffuser made of glass. Let Cetus Glass dress up your outdoor areas in style.

Fixing:

wall fixing, ground fixing

Components:

die cast aluminium EN AB 46100 painted with polyester powder UV ray and corrosion resistant

Diffusers:

transparent glass/etched glass(opal)

Lampholder:

E27

Lamp not included

Wiring:

voltage 220-240V

Screws kit:

stainless steel

Insulation:

Class I

Norms:

manufactured in compliance with EN60598-1 norms

Mark:

CE

Optional Accessories:

Triangle for ground fixing 5014-A (for 260x230 mm base)

5015-A (for 325x285 mm base) - 5016-A (for 240x210 mm base)

Zinc-plated tie-rod for ground fixing 3 x 5020-A

INOX screw bolt for ground fixing 3 x 5021-A

Pole extension 6047-A-1

CARACTÉRISTIQUES

Les matériaux de grande qualité font de Cetus Glass un excellent produit particulièrement fiable pour une utilisation en extérieur. L'élégance des formes et la possibilité d'installation au mur et au sol lui permettent de s'adapter à toutes vos exigences d'agencement. Extrêmement robuste mais élégant, Cetus Glass garantit une diffusion optimale et homogène de la lumière grâce au diffuseur sphérique, réalisé en verre. Cetus Glass habillera vos espaces extérieurs avec style.

Installation:

au mur, au sol

Composants:

aluminium moulé sous pression EN AB 46100, peint avec poudres polyester ayant une haute résistance aux rayons UV et à la corrosion

Diffuseurs:

verre transparent/verre gravé (opale)

Douille de lampe:

E27

Ampoule non incluse

Câblage:

tension de réseau 220-240V

Visserie:

acier inox

Isolément:

Classe I

Réglementations:

Conformité avec les normes EN60598-1

Marquage:

CE

Accessoires en option:

Triangle pour fixation au sol 5014-A (pour base 260x230 mm)

5015-A (pour base 325x285 mm) - 5016-A (pour base 240x210 mm)

Tirant galvanisé pour fixation au sol 3 x 5020-A

Boulon INOX pour la fixation au sol 3 x 5021-A

Rallonge pour poteau 6047-A-1

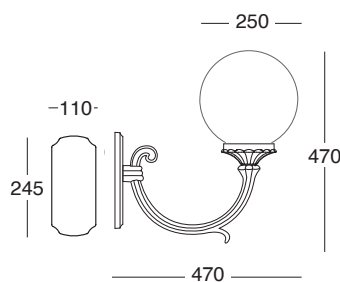
23 5042-5043



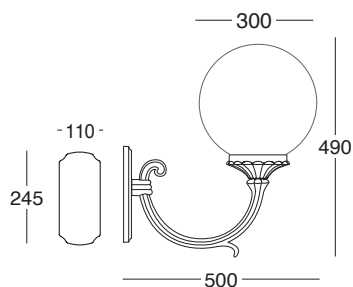
Codice...30
 TRASPARENTE
 TRANSPARENT GLASS
 VERRE TRANSPARENT

Codice...30/A
 ACIDATO (OPALE)
 ETCHED GLASS (OPAL)
 VERRE GRAVE (OPALE)

COD.	LAMP	V	W
5042-23...30 TRASP.			
5042-23...30/A OPAL	E27	250	75 max
5043-23...30 TRASP			
5043-23...30/A OPAL			



5042-23



5043-23

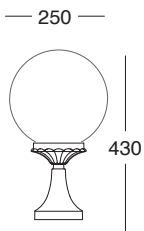
24 5042-5043



Codice...30
 TRASPARENTE
 TRANSPARENT GLASS
 VERRE TRANSPARENT

Codice...30/A
 ACIDATO (OPALE)
 ETCHED GLASS (OPAL)
 VERRE GRAVE (OPALE)

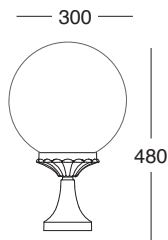
COD.	LAMP	V	W
5042-24...30 TRASP.	E27	250	75 max
5042-24...30/A OPAL			
5043-24...30 TRASP.			
5043-24...30/A OPAL			



-122-



5042-24

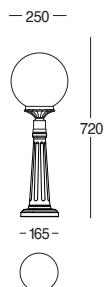


-122-

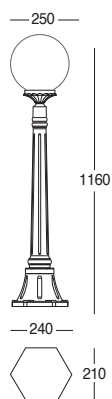


5043-24

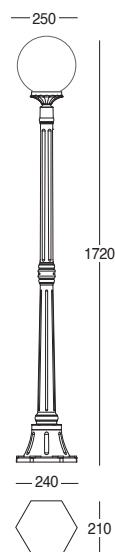
25-26-27 5042



5042-05



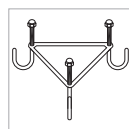
5042-26 * KIT 9978-A



5042-27 * KIT 9978-A

* FISSAGGIO A TERRA PER PALI (OPZIONALI)
GROUND FIXING FOR POLES (OPTIONAL)
FIXATION AU SOL POUR POTEAUX (EN OPTION)

per base-for base-pour base
240x210 mm



9978-A



IP 44



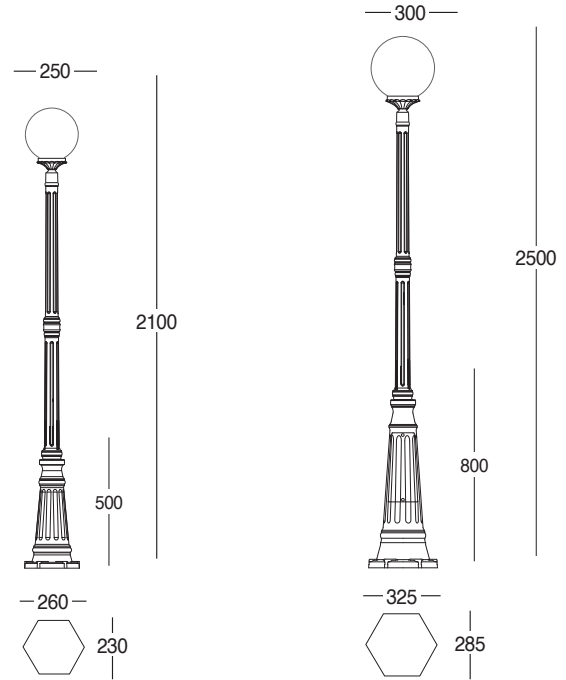
Codice...30
TRASPARENTE
TRANSPARENT GLASS
VERRE TRANSPARENT



Codice...30/A
ACIDATO (OPALE)
ETCHED GLASS (OPAL)
VERRE GRAVE (OPALE)

COD.	LAMP	V	W
5042-25...30 TRASP.			
5042-25...30/A OPAL			
5042-26...30 TRASP.	E27	250	75 max
5042-26...30/A OPAL			
5042-27...30 TRASP.			
5042-27...30/A OPAL			

28 5042-5043

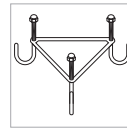


5042-28 * KIT 9974-A

5043-28 * KIT 9975-A

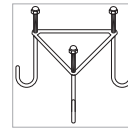
* FISSAGGIO A TERRA PER PALI (OPZIONALI)
GROUND FIXING FOR POLES (OPTIONAL)
FIXATION AU SOL POUR POTEAUX (EN OPTION)

per base-for base-pour base
260x230 mm



9974-A

per base-for base-pour base
325x285 mm



9975-A

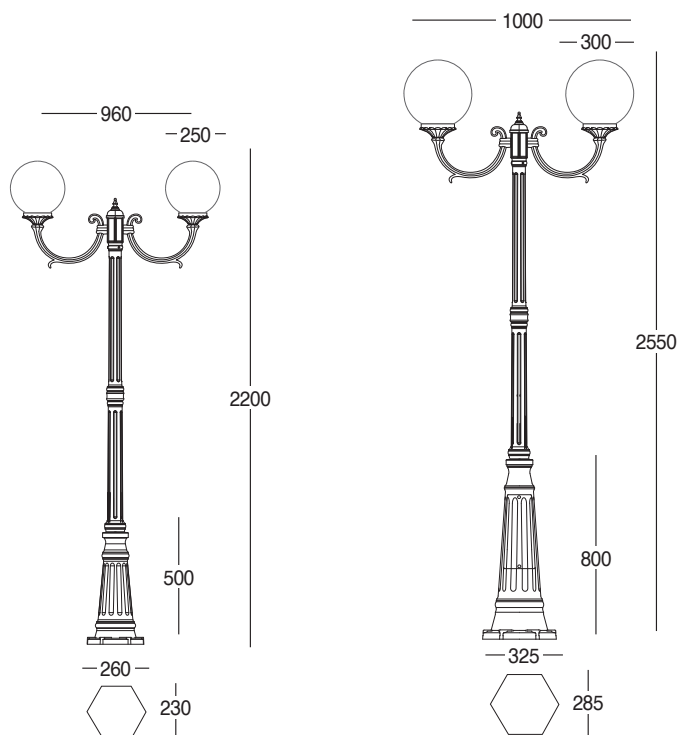


Codice...30
TRASPARENTE
TRANSPARENT GLASS
VERRE TRANSPARENT

Codice...30/A
ACIDATO (OPALE)
ETCHED GLASS (OPALE)
VERRE GRAVE (OPALE)

COD.	LAMP	V	W
5042-28...30 TRASP.	E27	250	75 max
5042-28...30/A OPAL			
5043-28...30 TRASP.			
5043-28...30/A OPAL			

29 5042-5043



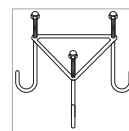
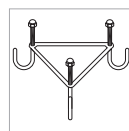
5042-29 * KIT 9974-A

5043-29 * KIT 9975-A

* FISSAGGIO A TERRA PER PALI (OPZIONALI)
GROUND FIXING FOR POLES (OPTIONAL)
FIXATION AU SOL POUR POTEAUX (EN OPTION)

per base-for base-pour base
260x230 mm

per base-for base-pour base
325x285 mm



9974-A

9975-A

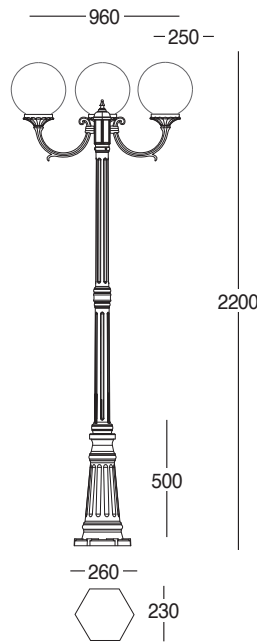


Codice...30
TRASPARENTE
TRANSPARENT GLASS
VERRE TRANSPARENT

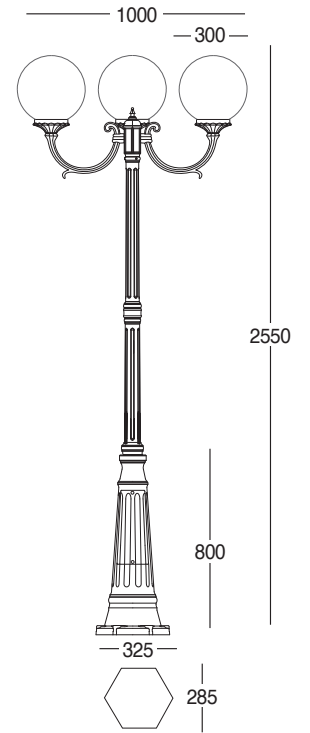
Codice...30/A
ACIDATO (OPALE)
ETCHED GLASS (OPALE)
VERRE GRAVE (OPALE)

COD.	LAMP	V	W
5042-29...30 TRASP.			
5042-29...30/A OPAL	E27	250	75 max
5043-29...30 TRASP.			
5043-29...30/A OPAL			

31 5042-5043



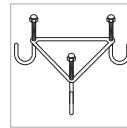
5042-31 * KIT 9974-A



5043-31 * KIT 9975-A

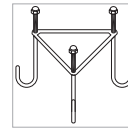
* FISSAGGIO A TERRA PER PALI (OPZIONALI)
GROUND FIXING FOR POLES (OPTIONAL)
FIXATION AU SOL POUR POTEAUX (EN OPTION)

per base-for base-pour base
260x230 mm



9974-A

per base-for base-pour base
325x285 mm



9975-A

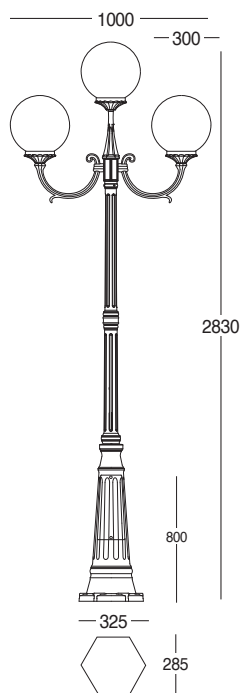


Codice...30
TRASPARENTE
TRANSPARENT GLASS
VERRE TRANSPARENT

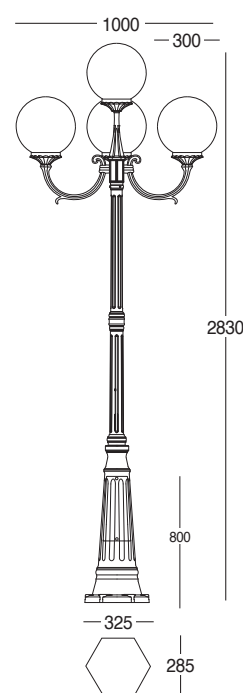
Codice...30/A
ACIDATO (OPALE)
ETCHED GLASS (OPAL)
VERRE GRAVE (OPALE)

COD.	LAMP	V	W
5042-31...30 TRASP.			
5042-31...30/A OPAL	E27	250	75 max
5043-31...30 TRASP.			
5043-31...30/A OPAL			

33-34 5043



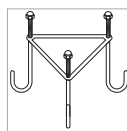
5043-33 * KIT 9975-A



5043-34 * KIT 9975-A

* FISSAGGIO A TERRA PER PALI (OPZIONALI)
GROUND FIXING FOR POLES (OPTIONAL)
FIXATION AU SOL POUR POTEAUX (EN OPTION)

per base-for base-pour base
325x285 mm



9975-A

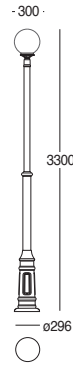


Codice...30
TRASPARENTE
TRANSPARENT GLASS
VERRE TRANSPARENT

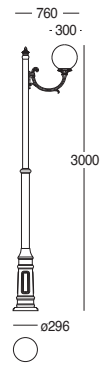
Codice...30/A
ACIDATO (OPALE)
ETCHED GLASS (OPALE)
VERRE GRAVE (OPALE)

COD.	LAMP	V	W
5043-33...30 TRASP.			
5043-33...30/A OPAL	E27	250	75 max
5043-34...30 TRASP.			
5043-34...30/A OPAL			

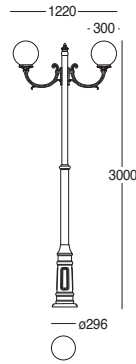
37-38-39-41 5043



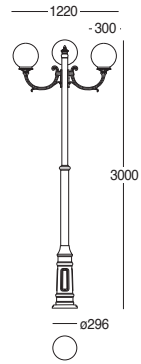
5043-37 * KIT 9977-A



5043-38 * KIT 9977-A



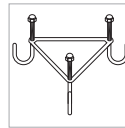
5043-39 * KIT 9977-A



5043-41 * KIT 9977-A

* FISSAGGIO A TERRA PER PALI (OPZIONALI)
GROUND FIXING FOR POLES (OPTIONAL)
FIXATION AU SOL POUR POTEAUX (EN OPTION)

per base-for base-pour base
ø296 mm



9977-A



Codice...30
TRASPARENTE
TRANSPARENT GLASS
VERRE TRANSPARENT



Codice...30/A
ACIDATO (OPALE)
ETCHED GLASS (OPAL)
VERRE GRAVE (OPALE)

COD.

LAMP

V

W

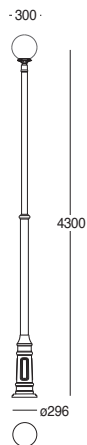
5043-37...30
5043-37...30/A
5043-38...30
5043-38...30/A
5043-39...30
5043-39...30/A
5043-41...30
5043-41...30/A

E27

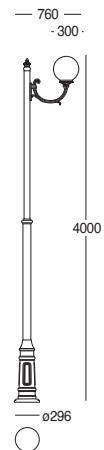
250

75 max

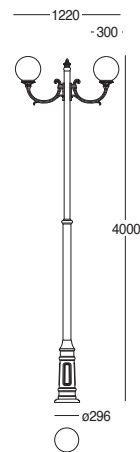
47-48-49-51 5043



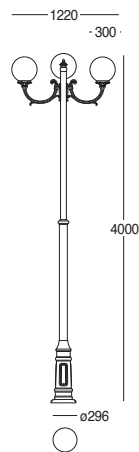
5043-47 * KIT 9977-A



5043-48 * KIT 9977-A



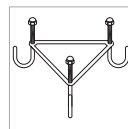
5043-49 * KIT 9977-A



5043-51 * KIT 9977-A

* FISSAGGIO A TERRA PER PALI (OPZIONALI)
GROUND FIXING FOR POLES (OPTIONAL)
FIXATION AU SOL POUR POTEAUX (EN OPTION)

per base-for base-pour base
ø296 mm



9977-A

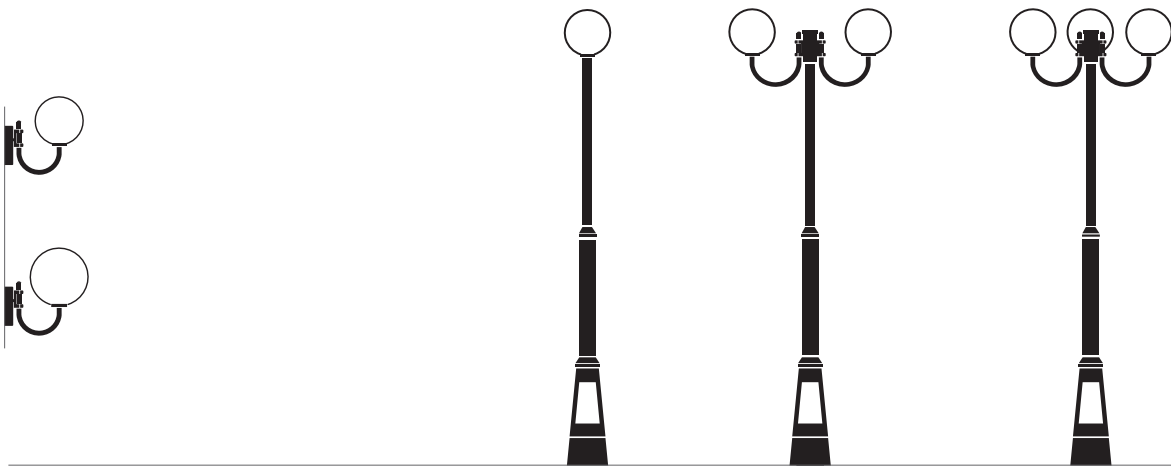


Codice...30
TRASPARENTE
TRANSPARENT GLASS
VERRE TRANSPARENT

Codice...30/A
ACIDATO (OPALE)
ETCHED GLASS (OPAL)
VERRE GRAVE (OPALE)

COD.	LAMP	V	W
5043-47...30			
5043-47...30/A			
5043-48...30			
5043-48...30/A	E27	250	75 max
5043-49...30			
5043-49...30/A			
5043-51...30			
5043-51...30/A			

BOWL



1790

TIPO DIFFUSORE DIFFUSER TYPOLOGY - TYPE DE DIFFUSEUR



PO (STANDARD)
Policarbonato Opale
Opal Polycarbonate
Polycarbonate Opale



PT (OPZIONALE - OPTIONAL - EN OPTION)
Policarbonato Trasparente
Transparent Polycarbonate
Polycarbonate Transparent

COLORI STANDARD STANDARD COLOURS - COULEURS CLASSIQUES

○	●	○	●	●	●	●	●
00	01	10	24	25	30	35	40
BIANCO PURO RAL 9016 PURE WHITE BLANC PUR	NERO RAL 9005 BLACK NOIR	BIANCO RAL 9010 WHITE BLANC	BRONZO BRONZE BRONZE	RUGGINE RUST ROUILLE	ANTRACITE ANTHRACITE ANTHRACITE	ARDESIA SLATE ARDOISE	GRIGIO RAL 9006 GREY GRIS

COLORI SPECIALI SPECIAL COLOURS - COULEURS SPÉCIALES

●	●	●	●
02	03	04	05
NERO-ORO BLACK-GOLD NOIR-DORÉ	NERO-RAME BLACK-COPPER NOIR-CUIVRE	NERO-VERDE BLACK-GREEN NOIR-VERT	NERO-GRIGIO BLACK-GRAY NOIR-GRIS

CARATTERISTICHE

STRUTTURA

Corpo Lampada in pressofusione di alluminio Lega EN AB 46100
Braccio curvo in alluminio estruso Sez. Tonda Ø32mm Lega EN-AW 6060
Diffusore in Policarbonato stabilizzato UV GWT850/960°C cat.V2
Ottiche in alluminio ossidato anodicamente
Dotazione : Guarnizioni in Etilene-propilene (EPDM) 40sh. Viteria esterna in acciaio Inox A2
Entrata singola del cavo di alimentazione con passacavo in PVC 70sh
Verniciatura in polvere poliestere resistente alla corrosione e alle nebbie saline (ISO7523)

CABLAGGIO

Componentistica all'interno della base a parete
Alimentatore elettromagnetico con protezione termica per lampade a scarica con rifasamento in parallelo cos φ>0,9

CARATTERISTICHE

Tipologia installazione: Parete
Grado di protezione : IP43/IP44
Classe di Isolamento I
Installabile su superfici normalmente infiammabili
Conforme alla Norma EN 60598 (CEI 34-21) e prescrizioni particolari
Conforme alle normative vigenti in materia di inquinamento luminoso (versione X3/PQ)

FEATURES

STRUCTURE

Lighting fixture body die-cast aluminium Alloy EN AB 46100
Curved arm aluminium with round section Ø32mm Alloy EN-AW 6060
Diffuser polycarbonate UV stabilised GWT850/960°C cat.V2
Optics anodically oxidised aluminium
Fittings: Ethylene-propylene (EPDM) 40 sh seals A2 stainless steel exterior screw fixtures
Single cable entry with a PVC 70 sh cable gland
Polyester powder paint finish resistant to corrosion and sea mist (ISO72523)

WIRING

Electrics and wiring enclosed in the base mounted to the wall
Electromagnetic ballast fitted with overheating protection for discharge lamps with parallel rephasing cos φ>0,9

FEATURES

Installation: Wall
Degree of protection: IP43/IP44
Insulation class I
Can be installed on flammable surfaces
Conforms to the standard EN 60598 (CEI 34-21) and specific provisions
Conforms to the governing directives concerning light pollution (version X3/PQ)

CARACTÉRISTIQUES

STRUCTURE

Corps de lampe en aluminium moulé sous pression Alliage EN AB 46100
Bras cintré en aluminium extrudé Sect. Ronde Ø32mm Alliage EN-AW 6060
Diffuseur en polycarbonate stabilisé UV GWT850/960°C cat.V2
Optiques en aluminium oxydé par anodisation
Compris dans la fourniture :
Garniture en éthylène-propylène (EPDM) 40sh.
Visserie extérieure en acier Inox A2
Entrée unique du câble d'alimentation avec passe-câble en PVC 70sh
Peinture en poudre polyester résistant à la corrosion et aux brouillards salins (ISO7523)

CÂBLAGE

Composants à l'intérieur de la base au mur
Groupe d'alimentation électromagnétique avec protection thermique pour lampes à décharge avec shunt en parallèle cos φ>0,9

CARACTÉRISTIQUES

Type d'installation :
Murale
Degré de protection: IP43/IP44
Classe d'isolement I
Peut être installé sur des surfaces normalement inflammables
Conforme à la norme EN 60598 (CEI 34-21) et prescriptions particulières
Conforme aux réglementations en vigueur en matière de pollution lumineuse (version X3/PQ)

0W-W0 179W0-1790W



COD.

LAMP

V

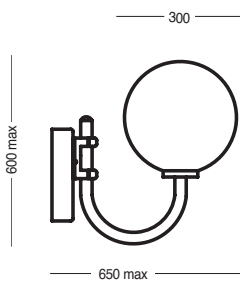
W

179W0/1T1.PO
1790W/1T1.PO

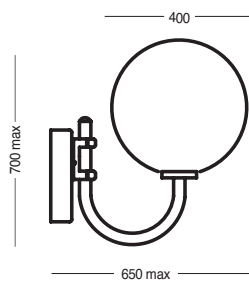
E27

250

75 max

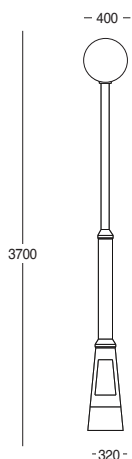


179W0.PO

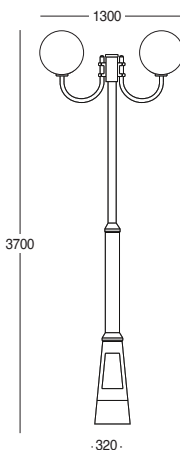


1790W.PO

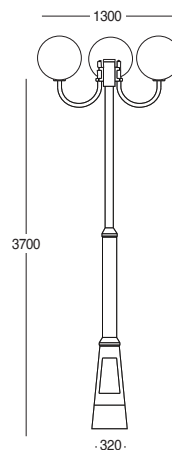
1-2-3 1790F



1790F/1.PO*



1790F/2.PO*



1790F/3.PO*

* KIT DI FISSAGGIO COMPRESO
GROUND FIXING INCLUDED
FIXATION AU SOL INCLUS



COD.	LAMP	V	W
1790F/1T1.PO			
1790F/2T1.PO	E27	250	75 max
1790F/3T1.PO			

DATI TECNICI

FISSAGGIO A TERRA

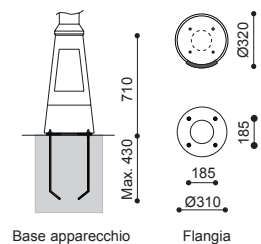
Flangia con tirafondi da cementare comprensiva di bulloneria per il fissaggio dell'apparecchio a terra. Passaggio cavo di alimentazione nella parte centrale.

GROUND INSTALLATION

The flange with the anchor bolts are cast-in into the concrete base and with the hardware provided the lighting fixture is mounted and secured to the ground. Power supply cable is fed through the central part.

FIXATION AU SOL

Bride avec boulons d'ancrage à bétonner comprenant la visserie pour la fixation du produit au sol. Passage du câble d'alimentation dans la partie centrale.



Base apparecchio

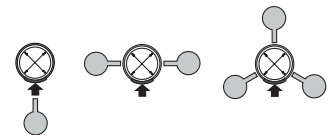
Flangia

In fase di installazione valutare la posizione dello sportello di ispezione al fine del corretto orientamento dei tirafondi. Questi devono risultare sempre inclinati di 45° rispetto all'asse dello sportello.

When installing check the position of the inspection port for easy access so as to position the anchor bolts correctly. The anchor bolts should be inclined 45° in respect to inspection port axis.

Pendant la phase d'installation, évaluer la position de l'ouverture d'inspection afin d'orienter correctement les boulons d'ancrage.

Ces derniers doivent toujours être inclinés à 45° par rapport à l'axe de l'ouverture.



Orientamento apparecchio

VANO DI ISPEZIONE

L'apparecchio è fornito di sportello di ispezione su base palo ed è dotato di viti antivandalo. All'interno del vano è alloggiato il gruppo di alimentazione in classe II

INSPECTION PORT

This lighting fixture is provided with an inspection port at the base of the post and is closed with vandalproof screws. The power unit class II – ballast – is enclosed in this inspection port II

COMPARTIMENT D'INSPECTION

L'appareil est doté d'une ouverture d'inspection à la base du poteau qui est dotée de vis anti-vandalisme. L'intérieur du compartiment contient le groupe d'alimentation de classe II

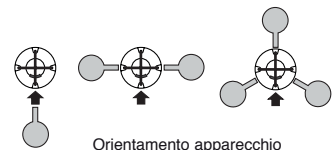


In fase di installazione valutare la posizione dello sportello di ispezione al fine del corretto orientamento dei tirafondi. Questi devono risultare sempre perpendicolari rispetto all'asse dello sportello.

When installing check the position of the inspection port for easy access so as to position the anchor bolts correctly. The anchor bolts should be perpendicular in respect to inspection port axis.

Pendant la phase d'installation, évaluer la position de l'ouverture d'inspection afin d'orienter correctement les boulons d'ancrage.

Ces derniers doivent toujours être perpendiculaires à l'axe de l'ouverture.



Orientamento apparecchio

VANO DI ISPEZIONE

L'apparecchio è fornito di sportello di ispezione con morsetti estraibile dotata di portafusibile di sicurezza. La chiusura viene assicurata da 2 viti antivandalo in acciaio A2.

INSPECTION PORT

This lighting fixture is provided with an inspection port with a removable terminal junction box with incorporated safety fuse. This port is closed utilising two vandalproof steel A2 screws.

COMPARTIMENT D'INSPECTION


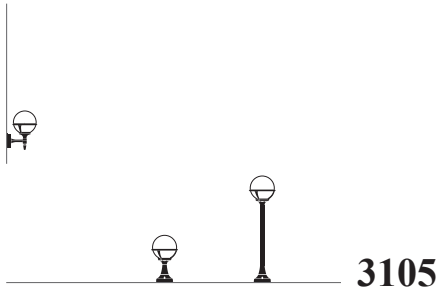
L'appareil est doté d'une ouverture d'inspection avec plaque à bornes amovible dotée d'un porte-fusible de sécurité.

La fermeture est garantie par 2 vis anti-vandalisme en acier A2.

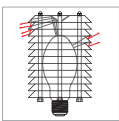




ROTUND

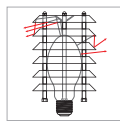


ACCESSORI OPZIONALI OPTIONAL ACCESSORIES - ACCESSOIRES EN OPTION

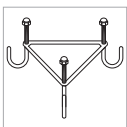


9981-A
12 Lamelle Blades - Lames

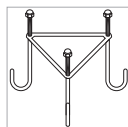
Frangiluce solo per ROTUND Ø 350 mm
Lamellar shade only for ROTUND Ø 350 mm
Déflecteur uniquement pour ROTUND Ø 350 mm



9982-A
6 Lamelle Blades - Lames



9976-A
Fissaggio a terra per pali
Ground fixing for poles
Fixation au sol pour poteaux
per base-for base-pour base 215x250 mm



9975-A
Fissaggio a terra per pali
Ground fixing for poles
Fixation au sol pour poteaux
per base-for base-pour base 340x390 mm

COLORI STANDARD STANDARD COLOURS - COULEURS CLASSIQUES

00	01	10	24	25	30	35	40
BIANCO PURO RAL 9016 PURE WHITE BLANC PUR	NERO RAL 9005 BLACK NOIR	BIANCO RAL 9010 WHITE BLANC	BRONZO BRONZE BRONZE	RUGGINE RUST ROUILLE	ANTRACITE ANTHRACITE ANTHRACITE	ARDESIA SLATE ARDOISE	GRIGIO RAL 9006 GREY GRIS

COLORI SPECIALI SPECIAL COLOURS - COULEURS SPÉCIALES

02	03	04	05
NERO-ORO BLACK-GOLD NOIR-DORE	NERO-RAME BLACK-COPPER NOIR-CUIVRE	NERO-VERDE BLACK-GREEN NOIR-VERT	NERO-GRIGIO BLACK-GRY NOIR-GRIS

CARATTERISTICHE

Apparecchio per illuminazione artistica di aree pedonali, parchi e giardini, con soluzioni di design caratterizzanti e soluzioni tecniche aderenti alle più recenti normative. Corpo in pressofusione di alluminio ENAB46100, pali in estruso di alluminio UNI EN 573-3 verniciato color antracite a polveri e poliesteri in doppia mano previo processo anticorrosione. Diffusore PMMA trasparente o opale antivandalico. Viterie e minuterie in acciaio inox A2. Sorgenti luminose al sodio, ioduri metallici, e fluorescenti compatte da 23W a 42W per coprire le più disparate esigenze illuminotecniche. Frangiluce lamellare in alluminio anodizzato.

Installazione:

a parete, a soffitto, a terra

Componenti:

Pressofusione di alluminio lega ENAB46100, pali in estruso di alluminio UNI EN 573-3

Diffusori:

polycarbonato chiaro trasparente opale (opzionale) e fumè (opzionale MEDIUM-SMALL)

Portalamпада:

E27

Lampada non inclusa

Cablaggio:

tensione di rete 220-240V

Viterie:

acciaio inox

Guarnizione:

silicone espanso - silicone stampato

Isolamento:

Classe I

Normative:

conformità alle norme EN60598-1 e EN60598-2-3

Marchio:

CE

Accessori Opzionali:

frangiluce 12 lamelle (9981-A) - frangiluce 6 lamelle (9982-A)
Triangolo per il fissaggio al terreno (9975-A) per pali, compreso di tiranti e dadi

FEATURES

Fitting for artistic lighting of pedestrian areas, gardens and park, with characteristic design and technical solutions in compliance with the latest norms. Body in die-cast aluminium ENAB43100, poles in extruded aluminium UNI EN 573-3, polyester powder anthracite color painted subject to anti-corrosion process. Anti-vandalic transparent or opal PMMA diffuser. Screws in A2 stainless steel. Sodium, metal halide or 23W-42W compact fluorescent lamp to suit all technical lighting requests. Lamellar shade anodized aluminium.

Fixing:

wall fixing, ceiling fixing, ground fixing

Components:

ENAB46100 die-cast aluminium, poles in extruded aluminium UNI EN 573-3

Diffusers:

clear polycarbonate - opal (optional) (MEDIUM-SMALL) fumè

Lampholder:

E27

Lamp not included

Wiring:

voltage 220-240V

Screws kit:

stainless steel

Gasket:

expanded silicone - moulded silicone

Insulation:

Class I

Norms:

manufactured in compliance with EN60598-1 and EN60598-2-3 norms

Mark:

CE

Optional Accessories:

12 lamellar shade (9981-A) - 6 lamellar shade (9982-A)
Anchoring kit for ground installation (9975-A) for poles

CARACTÉRISTIQUES

Appareil pour éclairage artistique de zones piétonnes, parcs et jardins, avec des solutions de design particulières et des solutions techniques conformes aux réglementations les plus récentes. Corps en aluminium moulé sous pression ENAB46100, poteau en aluminium extrudé UNI EN 573-3 peint couleur anthracite en poudres et polyester deux couches après processus anti-corrosion. Diffuseur PMMA transparent ou opale anti-vandalisme. Visserie et petits composants en acier inox A2. Lampes au sodium, à iodure métallique et fluocompactes de 23 W à 42 W pour satisfaire les exigences d'éclairage technique les plus diverses. Déflecteur lamellaire en aluminium anodisé.

Installation:

au mur, au plafond, au sol

Composants:

Alliage d'aluminium moulé par pression ENAB46100, poteaux en aluminium extrudé UNI EN 573-3

Diffuseurs:

Polycarbonate clair transparent opale (en option) et fumé (en option MEDIUM-SMALL)

Douille de lampe:

E27

Ampoule non incluse

Câblage:

tension de réseau 220-240V

Visserie:

acier inox

Garniture:

silicone expansif - silicone moulé

Isolement:

Classe I

Réglementations:

conformité avec les normes EN60598-1 et EN60598-2-3

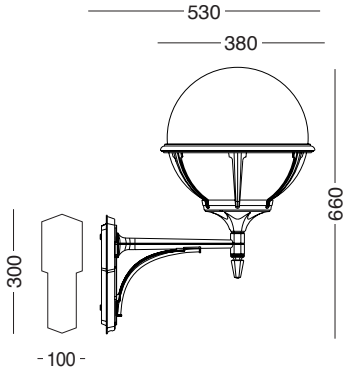
Marquage:

CE

Accessoires en option:

déflecteur 12 lamelles (9981-A) - déflecteur 6 lamelles (9982-A)
Triangle pour la fixation au sol (9975-A) pour poteaux, tirants et écrous inclus

03 3109

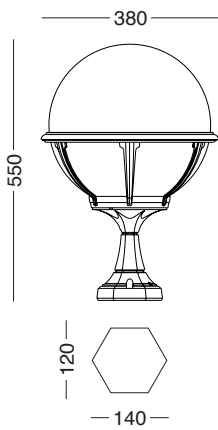


3109-03



COD.	LAMP	V	W
3109-03...30	E27	250	75 max

04 3109

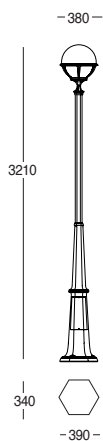


3109-04

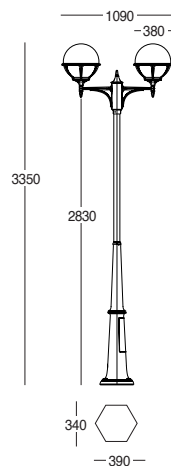


COD.	LAMP	V	W
3109-04...30	E27	250	75 max

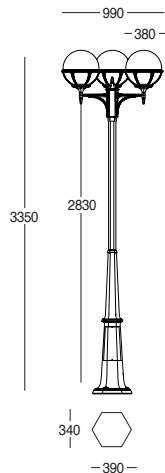
78-79-71 3109



3109-78 * KIT 9975-A



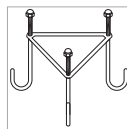
3109-79 * KIT 9975-A



3109-71 * KIT 9975-A

* FISSAGGIO A TERRA PER PALI (OPZIONALI)
GROUND FIXING FOR POLES (OPTIONAL)
FIXATION AU SOL POUR POTEAUX (EN OPTION)

per base-for base-pour base
340x390 mm

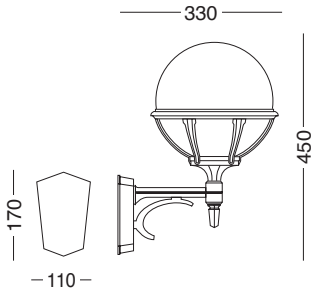


9975-A



COD.	LAMP	V	W
3109-78...30			
3109-79...30	E27	250	75 max
3109-71...30			

03 3106




3106-03



COD.	LAMP	V	W
3106-03...30	E27	250	75 max

04 3106

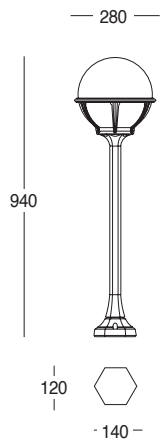


3106-04



COD.	LAMP	V	W
3106-04...30	E27	250	75 max

15 3106

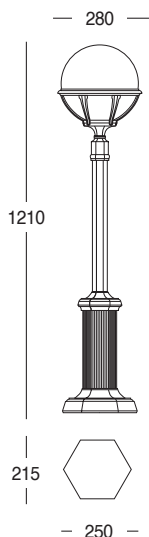


3106-15



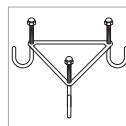
COD.	LAMP	V	W
3106-15...30	E27	250	75 max

66 3106



* FISSAGGIO A TERRA PER PALI (OPZIONALI)
GROUND FIXING FOR POLES (OPTIONAL)
FIXATION AU SOL POUR POTEAUX (EN OPTION)

per base-for base-pour base
215x250 mm



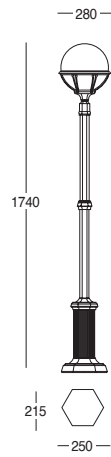
9976-A

3106-66 * KIT 9976-A



COD.	LAMP	V	W
3106-66...30	E27	250	75 max

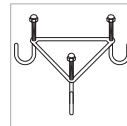
67 3106



3106-67 * KIT 9976-A

* FISSAGGIO A TERRA PER PALI (OPZIONALI)
GROUND FIXING FOR POLES (OPTIONAL)
FIXATION AU SOL POUR POTEAUX (EN OPTION)

per base-for base-pour base
215x250 mm

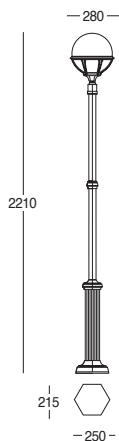


9976-A

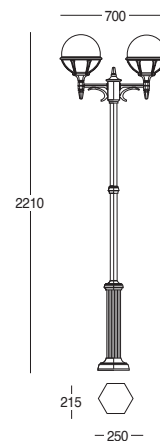


COD.	LAMP	V	W
3106-67...30	E27	250	75 max

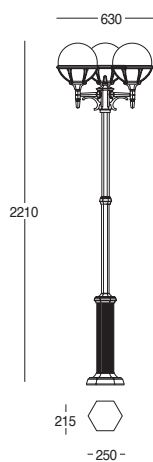
68-69-61 3106



3106-68 * KIT 9976-A



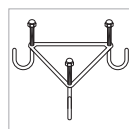
3106-69 * KIT 9976-A



3106-61 * KIT 9976-A

*** FISSAGGIO A TERRA PER PALI (OPZIONALI)**
GROUND FIXING FOR POLES (OPTIONAL)
FIXATION AU SOL POUR POTEAUX (EN OPTION)

per base-for base-pour base
 215x250 mm

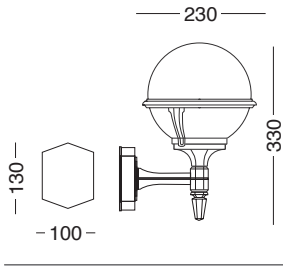


9976-A



COD.	LAMP	V	W
3106-68...30			
3106-69...30	E27	250	75 max
3106-61...30			

03 3105

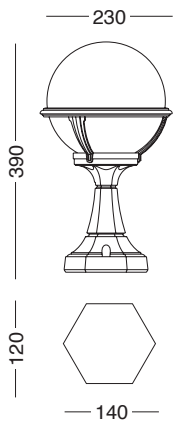


3105-03



COD.	LAMP	V	W
3105-03...30	E27	250	40 max

04 3105

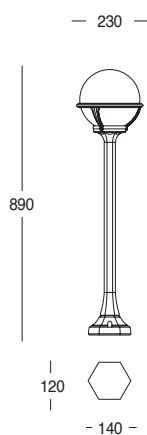


3105-04



COD.	LAMP	V	W
3105-04...30	E27	250	40 max

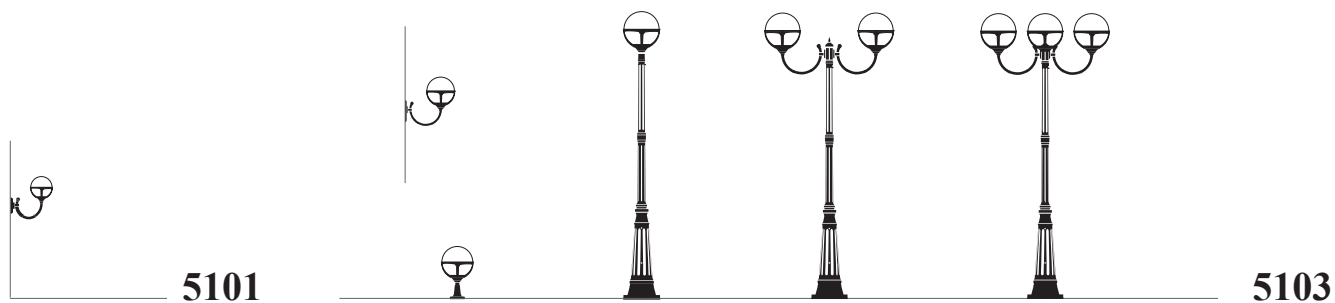
15 3105



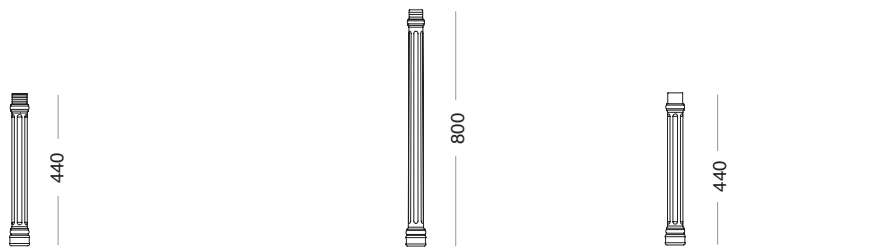
3105-15



COD.	LAMP	V	W
3105-15...30	E27	250	40 max



ACCESSORI OPZIONALI OPTIONAL ACCESSORIES - ACCESSOIRES EN OPTION



6047-A-1

Prolunga per palo
(5102-08/09/11)
Pole extension
Rallonge pour poteau

6048-A-1

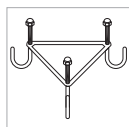
Sostituisce il 6048-A
(5103-08/09/11,
5102-13/14)
Replaces 6048
Remplace 6048

6047-A

Prolunga per palo
(5103-08/09/11,
5102-13/14)
Pole extension
Rallonge pour poteau

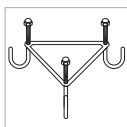
Vedi pagina 20 per ulteriori informazioni

See page 20 for more information - Voir page 20 pour plus d'informations



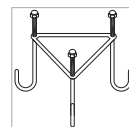
9978-A

Fissaggio a terra per pali
Ground fixing for poles
Fixation au sol pour poteaux
per base-for base-pour base 240x210 mm



9974-A

Fissaggio a terra per pali
Ground fixing for poles
Fixation au sol pour poteaux
per base-for base-pour base 260x230 mm



9975-A

Fissaggio a terra per pali
Ground fixing for poles
Fixation au sol pour poteaux
per base-for base-pour base 325x285 mm

COLORI STANDARD STANDARD COLOURS - COULEURS CLASSIQUES

00	01	10	24	25	30	35	40
BIANCO PURO RAL 9016 PURE WHITE BLANC PUR	NERO RAL 9005 BLACK NOIR	BIANCO RAL 9010 WHITE BLANC	BRONZO BRONZE BRONZE	RUGGINE RUST ROUILLE	ANTRACITE ANTHRACITE ANTRACITE	ARDESIA SLATE ARDOISE	GRIGIO RAL 9006 GREY GRIS

COLORI SPECIALI SPECIAL COLOURS - COULEURS SPÉCIALES

02	03	04	05
NERO-ORO BLACK-GOLD NOIR-DORE	NERO-RAME BLACK-COPPER NOIR-CUIVRE	NERO-VERDE BLACK-GREEN NOIR-VERT	NERO-GRIGIO BLACK-GRAY NOIR-GRIS

CARATTERISTICHE

Ara è un prodotto realizzato con materiali di altissima qualità che ne garantiscono un'ottima resa in esterno. E' disponibile per installazione a parete ed a terra, per una maggiore adattabilità alle vostre esigenze di ambientazione. Estremamente resistente e piacevole nelle forme, Ara garantisce la massima resa ed una propagazione ottimale della luce, grazie al diffusore sferico in policarbonato opale. Ara renderà i vostri spazi esterni armoniosi ed eleganti.

Installazione:

a parete, a terra

Componenti:

pressofusione di alluminio EN AB 46100, verniciato con polveri poliesteri ad elevata resistenza ai raggi UV e alla corrosione

Diffusori:

pmma opale/ pmma trasparente opzionale

Portalampada:

E27

Lampada non inclusa

Cablaggio:

tensione di rete 220-240V

Viterie:

acciaio inox

Isolamento:

Classe I

Normative:

conformità alle norme EN60598-1

Marchio:

CE

Accessori opzionali:

Triangolo per il fissaggio al terreno 5014-A (per base 260x230 mm)

5015-A (per base 325x285 mm) 5016-A (per base 240x210 mm)

Tirante zincato per il fissaggio al terreno 3 x 5020-A

Bullone INOX per il fissaggio al terreno 3 x 5021-A

Prolunga per palo 6047-A-1

FEATURES

Ara is a product made from high quality materials that guarantee excellent outdoor performance. It is available for wall and floor mount installation to meet different setting requirements. The extremely resistant and attractive design guarantees maximum performance and an excellent diffusion of light thanks to the spherical diffuser made of opal polycarbonate. Ara is guaranteed to make your outdoor spaces harmonious and elegant.

Fixing:

wall fixing, ground fixing

Components:

die cast aluminium EN AB 46100 painted with polyester powder UV ray and corrosion resistant

Diffusers:

opal pmma/option pmma transparent

Lampholder:

E27

Lamp not included

Wiring:

voltage 220-240V

Screws kit:

stainless steel

Insulation:

Class I

Norms:

manufactured in compliance with EN60598-1 norms

Mark:

CE

Optional Accessories:

Triangle for ground fixing 5014-A (for 260x230 mm base)

5015-A (for 325x285 mm base) 5016-A (for 240x210 mm base)

Zinc-plated tie-rod for ground fixing 3 x 5020-A

INOX screw bolt for ground fixing 3 x 5021-A

Pole extension 6047-A-1

CARACTÉRISTIQUES

Ara est un produit réalisé avec des matériaux de très grande qualité qui en garantissent un rendement optimal en extérieur. Il est possible de l'installer au mur et au sol, pour mieux s'adapter aux exigences de vos espaces. Extrêmement résistant et aux formes agréables, Ara garantit des prestations maximales et une propagation de la lumière optimale grâce au diffuseur sphérique en polycarbonate opale. Ara rendra vos espaces extérieurs harmonieux et élégants.

Installation:

au mur, au sol

Composants:

aluminium moulé sous pression EN AB 46100, peint avec poudres polyester ayant une haute résistance aux rayons UV et à la corrosion

Diffuseurs:

pmma opale/pmma transparent en option

Douille de lampe:

E27

Ampoule non incluse

Câblage:

tension de réseau 220-240V

Visserie:

acier inox

Isolément:

Classe I

Réglementations:

Conformité avec les normes EN60598-1

Marquage:

CE

Accessoires en option:

Triangle pour fixation au sol 5014-A (pour base 260x230 mm)

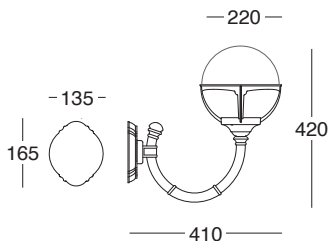
5015-A (pour base 325x285 mm) - 5016-A (pour base 240x210 mm)

Tirant galvanisé pour fixation au sol 3 x 5020-A

Boulon INOX pour la fixation au sol 3 x 5021-A

Rallonge pour poteau 6047-A-1

03 5101

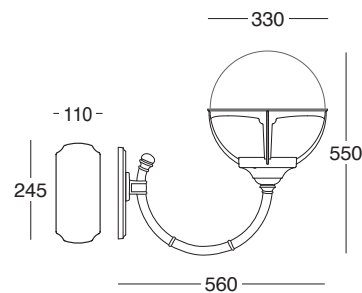
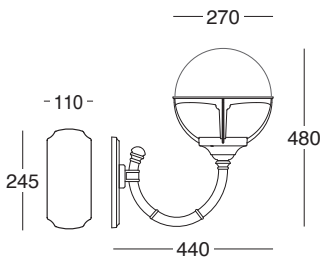


5101-03



COD.	LAMP	V	W
5101-03...30	E27	250	75 max

03 5102-5103



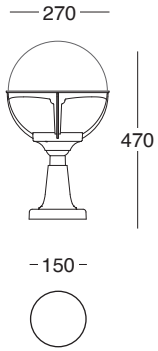
5102-03

5103-03

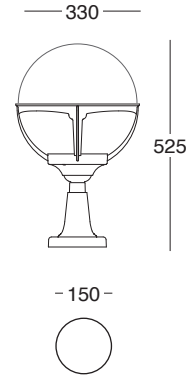


COD.	LAMP	V	W
5102-03...30 5103-03...30	E27	250	75 max

04 5102-5103



5102-04

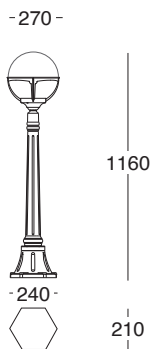


5103-04

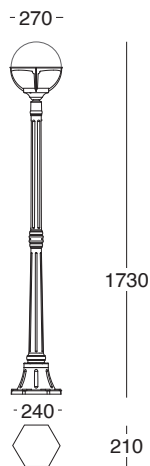


COD.	LAMP	V	W
5102-04...30	E27	250	75 max
5103-04...30	E27	250	75 max

06-07 5102



5102-06 * KIT 9978-A

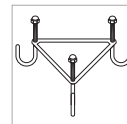


5102-07 * KIT 9978-A



* FISSAGGIO A TERRA PER PALI (OPZIONALI)
GROUND FIXING FOR POLES (OPTIONAL)
FIXATION AU SOL POUR POTEAUX (EN OPTION)

per base-for base-pour base
240x210 mm

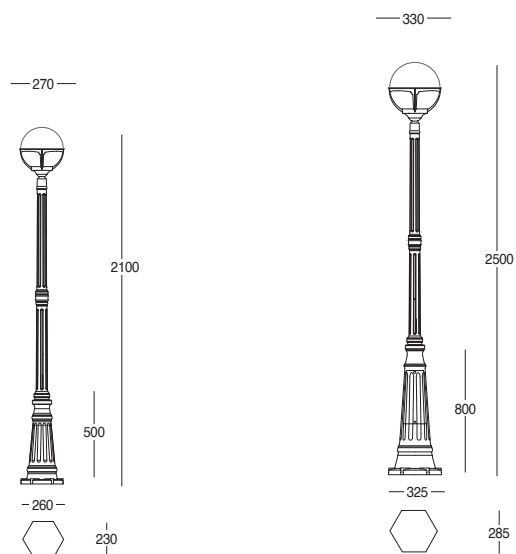


9978-A



COD.	LAMP	V	W
5102-06...30	E27	250	75 max
5102-07...30	E27	250	75 max

08 5102-5103

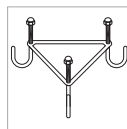


5102-08 * KIT 9974-A

5103-08 * KIT 9975-A

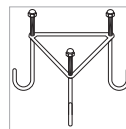
* FISSAGGIO A TERRA PER PALI (OPZIONALI)
GROUND FIXING FOR POLES (OPTIONAL)
FIXATION AU SOL POUR POTEAUX (EN OPTION)

per base-for base-pour base
260x230 mm



9974-A

per base-for base-pour base
325x285 mm




9975-A



COD.	LAMP	V	W
5102-08...30	E27	250	75 max
5103-08...30			

09 5102-5103

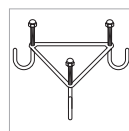


5102-09 * KIT 9974-A

5103-09 * KIT 9975-A

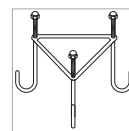
*** FISSAGGIO A TERRA PER PALI (OPZIONALI)**
GROUND FIXING FOR POLES (OPTIONAL)
FIXATION AU SOL POUR POTEAUX (EN OPTION)

per base-for base-pour base
 260x230 mm



9974-A

per base-for base-pour base
 325x285 mm

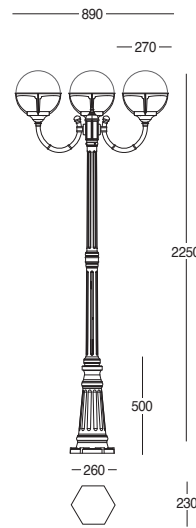


9975-A

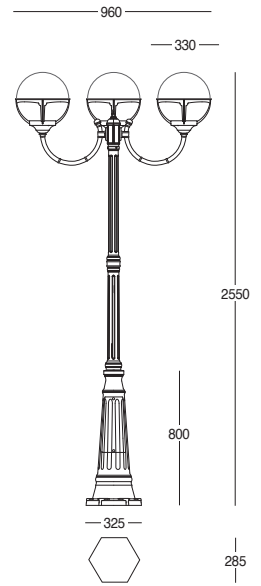


COD.	LAMP	V	W
5102-09...30	E27	250	75 max
5103-09...30			

11 5102-5103



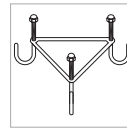
5102-11 * KIT 9974-A



5103-11 * KIT 9975-A

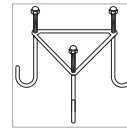
*** FISSAGGIO A TERRA PER PALI (OPZIONALI)**
GROUND FIXING FOR POLES (OPTIONAL)
FIXATION AU SOL POUR POTEAUX (EN OPTION)

per base-for base-pour base
 260x230 mm



9974-A

per base-for base-pour base
 325x285 mm



9975-A



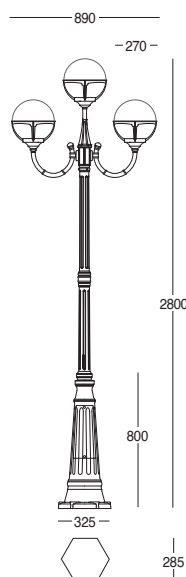
COD.
 5102-11...30
 5103-11...30

LAMP
 E27

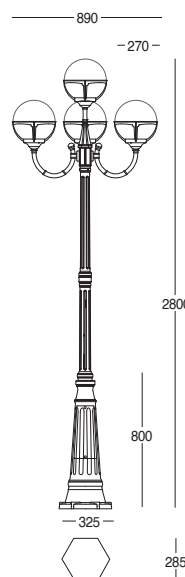
V
 250

W
 75 max

13-14 5102



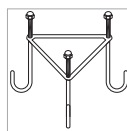
5102-13 * KIT 9975-A



5102-14 * KIT 9975-A

* FISSAGGIO A TERRA PER PALI (OPZIONALI)
GROUND FIXING FOR POLES (OPTIONAL)
FIXATION AU SOL POUR POTEAUX (EN OPTION)

per base-for base-pour base
325x285 mm



9975-A

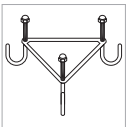


COD.	LAMP	V	W
5102-13...30	E27	250	75 max
5102-14...30			

NORMA

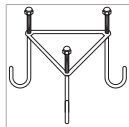


ACCESSORI OPZIONALI OPTIONAL ACCESSORIES - ACCESSOIRES EN OPTION



9978-A

Fissaggio a terra per pali
Ground fixing for poles
Fixation au sol pour poteaux
per base-for base-pour base Ø 230 mm



9975-A

Fissaggio a terra per pali
Ground fixing for poles
Fixation au sol pour poteaux
per base-for base-pour base Ø 320 mm



COLORI STANDARD STANDARD COLOURS - COULEURS CLASSIQUES

00	01	10	24	25	30	35	40
BIANCO PURO RAL 9016 PURE WHITE BLANC PUR	NERO RAL 9005 BLACK NOIR	BIANCO RAL 9010 WHITE BLANC	BRONZO BRONZE BRONZE	RUGGINE RUST ROUILLE	ANTRACITE ANTHRACITE ANTHRACITE	ARDESIA SLATE ARDOISE	GRIGIO RAL 9006 GREY GRIS

COLORI SPECIALI SPECIAL COLOURS - COULEURS SPÉCIALES

02	03	04	05
NERO-ORO BLACK-GOLD NOIR-DORÉ	NERO-RAME BLACK-COPPER NOIR-CUIVRE	NERO-VERDE BLACK-GREEN NOIR-VERT	NERO-GRIGIO BLACK-GRY NOIR-GRIS

CARATTERISTICHE

L'elevata qualità dei materiali e l'eleganza delle forme fanno di Norma un prodotto affidabile e di sicuro impatto per l'utilizzo in esterno. Il diffusore in policarbonato chiaro trasparente oppure, su richiesta, opale garantisce una diffusione ottimale e sempre omogenea della luce. Grazie alle diverse possibilità di installazione (a parete, a soffitto ed a terra), Norma è un prodotto perfetto per ogni tipo di ambientazione. Norma renderà i vostri spazi esterni armoniosi ed eleganti e garantirà durata ed efficienza nel tempo.

Installazione:

a parete, a soffitto, a terra

Componenti:

pressofusione di alluminio EN AB 46100, verniciato con polveri poliesteri ad elevata resistenza ai raggi UV e alla corrosione

Diffusori:

policarbonato chiaro trasparente
opale (opzionale)

Porta lampada:

E27

Lampada non inclusa

Cablaggio:

tensione di rete 220-240V

Viterie:

acciaio inox

Isolamento:

Classe I

Normative:

conformità alle norme EN60598-1

Marchio:

CE

Accessori opzionali:

Triangolo per il fissaggio al terreno
5015-A (per base Ø320 mm) - 5016-A (per base Ø230 mm)
Tirante zincato per il fissaggio al terreno 3 x 5020-A
Bullone INOX per il fissaggio al terreno 3 x 5021-A

FEATURES

The high quality materials and elegant design make Norma a reliable and eye-catching product for outdoor use. The diffuser made of clear glass, or on request in opal polycarbonate, guarantees optimal diffusion and constantly uniform light. Thanks to various installation options (wall, ceiling and floor mount), Norma is a perfect product for every type of setting. Norma will make your outdoor space harmonious and elegant with guaranteed long life and efficiency over time.

Fixing:

wall fixing, ceiling fixing, ground fixing

Components:

die cast aluminium EN AB 46100 painted with polyester powder UV ray and corrosion resistant

Diffusers:

clear polycarbonate
opal (optional)

Lamp holder:

E27

Lamp not included

Wiring:

voltage 220-240V

Screws kit:

stainless steel

Insulation:

Class I

Norms:

manufactured in compliance with EN60598-1 norms

Mark:

CE

Optional Accessories:

Triangle for ground fixing
5015-A (for Ø320 mm base) - 5016-A (for Ø230 mm base)
Zinc-plated tie-rod for ground fixing 3 x 5020-A
INOX screw bolt for ground fixing 3 x 5021-A

CARACTÉRISTIQUES

La grande qualité des matériaux et l'élégance des formes font de Norma un produit fiable et de fort impact pour l'utilisation en extérieur. Le diffuseur en polycarbonate clair transparent ou, sur demande, opale, garantit une diffusion optimale et toujours homogène de la lumière. Grâce aux différentes possibilités d'installation (au mur, au plafond et au sol), Norma est un produit parfait pour tout type d'atmosphère. Norma rendra vos espaces extérieurs élégants tout en garantissant une grande durabilité et une grande efficacité au fil du temps.

Installation:

au mur, au plafond, au sol

Composants:

aluminium moulé sous pression EN AB 46100, peint avec poudres polyester ayant une haute résistance aux rayons UV et à la corrosion

Diffuseurs:

Polycarbonate clair transparent
opale (en option)

Douille de lampe:

E27

Ampoule non incluse

Câblage:

tension de réseau 220-240V

Visserie:

acier inox

Isolément:

Classe I

Règlementations:

Conformité avec les normes EN60598-1

Marquage:

CE

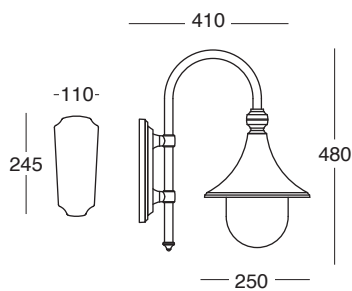
Accessoires en option:

Triangle pour la fixation au sol
5015-A (pour base Ø320 mm) - 5016-A (pour base Ø230 mm)
Tirant galvanisé pour fixation au sol 3 x 5020-A
Boulon INOX pour la fixation au sol 3 x 5021-A

02 2350

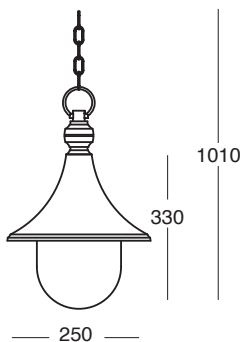


COD.	LAMP	V	W
2350-02...30	E27	250	75 max



2350-02

01 2350




2350-01



COD.	LAMP	V	W
2350-01...30	E27	250	75 max

04 2350

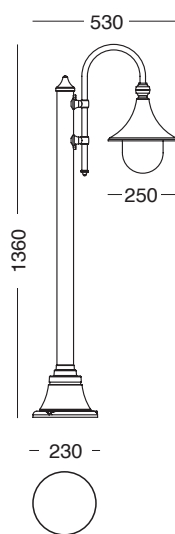


2350-14



COD.	LAMP	V	W
2350-04...30	E27	250	75 max

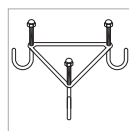
06 2350



2350-06 * KIT 9978-A

* FISSAGGIO A TERRA PER PALI (OPZIONALI)
GROUND FIXING FOR POLES (OPTIONAL)
FIXATION AU SOL POUR POTEAUX (EN OPTION)

per base-for base-pour base
Ø 230 mm

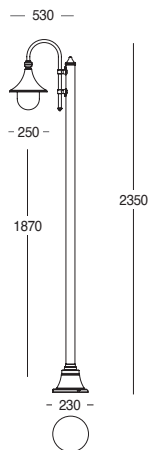


9978-A

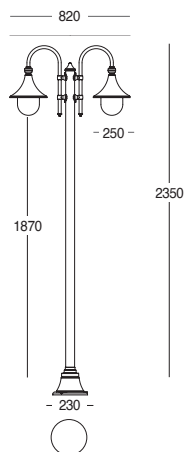


COD.	LAMP	V	W
2350-06...30	E27	250	75 max

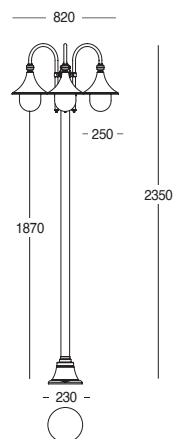
08-09-11 2350



2350-08 * KIT 9978-A



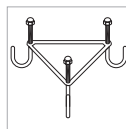
2350-09 * KIT 9978-A



2350-11 * KIT 9978-A

* FISSAGGIO A TERRA PER PALI (OPZIONALI)
GROUND FIXING FOR POLES (OPTIONAL)
FIXATION AU SOL POUR POTEAUX (EN OPTION)

per base-for base-pour base
Ø 230 mm

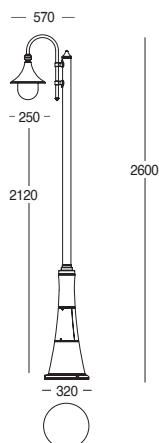


9978-A

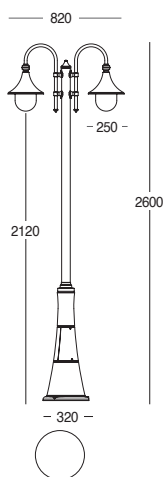


COD.	LAMP	V	W
2350-08...30			
2350-09...30	E27	250	75 max
2350-11...30			

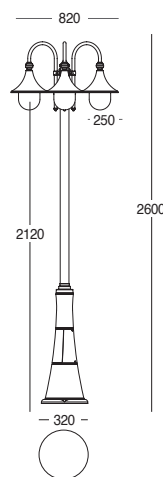
18-19-21 2350



2350-18 * KIT 9975-A



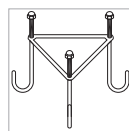
2350-19 * KIT 9975-A



2350-21 * KIT 9975-A

* FISSAGGIO A TERRA PER PALI (OPZIONALI)
GROUND FIXING FOR POLES (OPTIONAL)
FIXATION AU SOL POUR POTEAUX (EN OPTION)

per base-for base-pour base
Ø 320 mm



9975-A



COD.	LAMP	V	W
2350-18...30			
2350-19...30	E27	250	75 max
2350-21...30			

COLUMBA

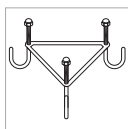


50350

ACCESSORI OPZIONALI OPTIONAL ACCESSORIES - ACCESSOIRES EN OPTION



Rame brunito
Bronzed copper- Cuivre bruni



9978-A

Fissaggio a terra per pali
Ground fixing for poles
Fixation au sol pour poteaux
per base-for base-pour base Ø 230 mm



COLORI STANDARD STANDARD COLOURS - COULEURS CLASSIQUES

00	01	10	24	25	30	35	40
BIANCO PURO RAL 9016 PURE WHITE BLANC PUR	NERO RAL 9005 BLACK NOIR	BIANCO RAL 9010 WHITE BLANC	BRONZO BRONZE BRONZE	RUGGINE RUST ROUILLE	ANTRACITE ANTHRACITE ANTHRACITE	ARDESIA SLATE ARDOISE	GRIGIO RAL 9006 GREY GRIS

COLORI SPECIALI SPECIAL COLOURS - COULEURS SPÉCIALES

02	03	04	05
NERO-ORO BLACK-GOLD NOIR-DORÉ	NERO-RAME BLACK-COPPER NOIR-CUIVRE	NERO-VERDE BLACK-GREEN NOIR-VERT	NERO-GRIGIO BLACK-GRY NOIR-GRIS

CARATTERISTICHE

Columba è realizzato con materiali di altissima qualità che ne garantiscono un'ottima resa in esterno. Per una maggiore adattabilità alle vostre esigenze di ambientazione, Columba è disponibile per installazione a parete, a soffitto ed a terra. Il diffusore in polycarbonato chiaro trasparente (su richiesta, opale) assicura una propagazione della luce sempre omogenea ed ottimale. Un prodotto perfetto per rendere i vostri spazi esterni sofisticati e raffinati e per garantirvi la massima resa ed affidabilità. Columba è sinonimo di stile ed efficienza.

Installazione:

a parete, a soffitto, a terra

Componenti:

pressofusione di alluminio EN AB 46100, verniciato con polveri poliesteri ad elevata resistenza ai raggi UV e alla corrosione

Cappello:

lamina di rame EN 10204 - 3.1B lavorata a tornio

Diffusori:

polycarbonato chiaro trasparente
opale opzionale

Portalamпада:

E27

Lampada non inclusa

Cablaggio:

tensione di rete 220-240V

Viterie:

acciaio inox

Isolamento:

Classe I

Normative:

conformità alle norme EN60598-1

Marchio:

CE

Accessori opzionali:

Triangolo per il fissaggio al terreno 5016-A (per base Ø230 mm)

Tirante zincato per il fissaggio al terreno 3 x 5020-A

Bullone INOX per il fissaggio al terreno 3 x 5021-A

FEATURES

Columba is made of high quality materials that ensure an excellent performance outdoors. Columba is available for wall, ceiling and floor mount installation for a greater adaptability to any requirement. The clear polycarbonate diffuser (opal on request) always ensures a uniform and optimal spreading of light. A perfect product to make your outdoors areas sophisticated and stylish and ensure maximum performance and reliability. Columba is synonymous with style and efficiency.

Fixing:

wall fixing, ceiling fixing, ground fixing

Components:

die cast aluminium EN AB 46100 painted with polyester powder UV ray and corrosion resistant

Cover:

EN 10204 copper plate - 3.1B worked on a lathet

Diffusers:

clear polycarbonate
opal (optional)

Lampholder:

E27

Lamp not included

Wiring:

voltage 220-240V

Screws kit:

stainless steel

Insulation:

Class I

Norms:

manufactured in compliance with EN60598-1 norms

Mark:

CE

Optional Accessories:

Triangle for ground fixing 5016-A (for Ø230 mm base)

Zinc-plated tie-rod for ground fixing 3 x 5020-A

INOX screw bolt for ground fixing 3 x 5021-A

CARACTÉRISTIQUES

Columba est réalisé avec des matériaux de très grande qualité qui en garantissent un rendement optimal en extérieur. Pour mieux répondre aux exigences d'agencement de vos espaces, Columba peut être installé au mur, au plafond et au sol. Le diffuseur en polycarbonate clair transparent (opale, sur demande) garantit une propagation de la lumière toujours homogène et optimale. Il s'agit d'un produit parfait pour apporter à vos espaces extérieurs une touche sophistiquée et raffinée et pour vous garantir une fiabilité et un rendement maximaux. Columba est synonyme de style et efficacité.

Installation:

au mur, au plafond, au sol

Composants:

aluminium moulé sous pression EN AB 46100, peint avec poudres polyester ayant une haute résistance aux rayons UV et à la corrosion

Abat-jour:

tôle de cuivre EN 10204 - 3.1B usinée au tour

Diffuseurs:

Polycarbonate clair transparent
opale en option

Douille de lampe:

E27

Ampoule non incluse

Câblage:

tension de réseau 220-240V

Visserie:

acier inox

Isolément:

Classe I

Règlementations:

Conformité avec les normes EN60598-1

Marquage:

CE

Accessoires en option:

Triangle pour fixation au sol 5016-A (pour base Ø230 mm)

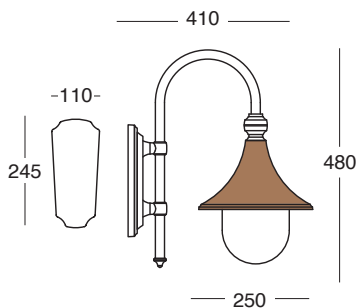
Tirant galvanisé pour fixation au sol 3 x 5020-A

Boulon INOX pour la fixation au sol 3 x 5021-A

02 50350

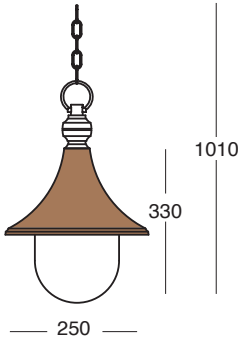


COD.	LAMP	V	W
50350-02...30	E27	250	75 max



50350-02

01 50350




50350-01



COD.	LAMP	V	W
50350-01...30	E27	250	75 max

04 50350

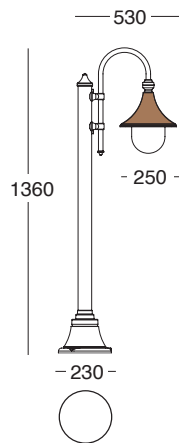


50350-04



COD.	LAMP	V	W
50350-04...30	E27	250	75 max

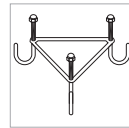
06 50350



50350-06 * KIT 9978-A

* FISSAGGIO A TERRA PER PALI (OPZIONALI)
GROUND FIXING FOR POLES (OPTIONAL)
FIXATION AU SOL POUR POTEAUX (EN OPTION)

per base-for base-pour base
Ø 230 mm



9978-A

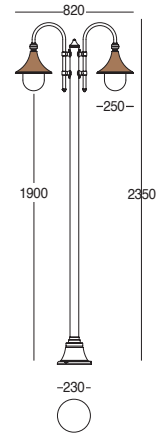


COD.	LAMP	V	W
50350-06...30	E27	250	75 max

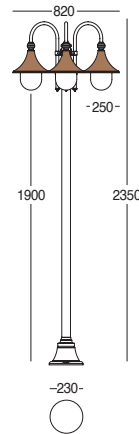
08-09-11 50350



50350-08 * KIT 9978-A



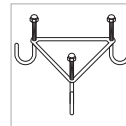
50350-09 * KIT 9978-A



50350-11 * KIT 9978-A

* FISSAGGIO A TERRA PER PALI (OPZIONALI)
GROUND FIXING FOR POLES (OPTIONAL)
FIXATION AU SOL POUR POTEAUX (EN OPTION)

per base-for base-pour base
Ø 230 mm



9978-A



COD.

LAMP

V

W

50350-08...30
50350-09...30
50350-11...30


E27

250

75 max



DRACO



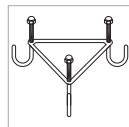
2351

ACCESSORI OPZIONALI OPTIONAL ACCESSORIES - ACCESSOIRES EN OPTION



6047-A-1

Prolunga per palo
(2351-28/29/31)
Pole extension - Rallonge pour poteau



9974-A

Fissaggio a terra per pali
Ground fixing for poles
Fixation au sol pour poteaux
per base-for base-pour base 260x230 mm

Vedi pagina 20 per ulteriori informazioni
See page 20 for more information - Voir page 20 pour plus d'informations

COLORI STANDARD STANDARD COLOURS - COULEURS CLASSIQUES

00	01	10	24	25	30	35	40
BIANCO PURO RAL 9016 PURE WHITE BLANC PUR	NERO RAL 9005 BLACK NOIR	BIANCO RAL 9010 WHITE BLANC	BRONZO BRONZE BRONZE	RUGGINE RUST ROUILLE	ANTRACITE ANTHRACITE ANTHRACITE	ARDESIA SLATE ARDOISE	GRIGIO RAL 9006 GREY GRIS

COLORI SPECIALI SPECIAL COLOURS - COULEURS SPÉCIALES

02	03	04	05
NERO-ORO BLACK-GOLD NOIR-DORE	NERO-RAME BLACK-COPPER NOIR-CUIVRE	NERO-VERDE BLACK-GREEN NOIR-VERT	NERO-GRIGIO BLACK-GRY NOIR-GRIS

CARATTERISTICHE

Realizzato con materiali di elevata qualità, Draco è un prodotto ideale per l'utilizzo in esterno. L'eleganza delle sue forme e la possibilità di installazione a parete ed a terra lo rendono estremamente versatile ed adattabile ad ogni esigenza di ambientazione. Il diffusore in policarbonato opale garantisce una propagazione della luce sempre omogenea ed ottimale. Draco è un connubio perfetto tra armonia delle forme e solidità di struttura e vi garantirà stile ed affidabilità nel tempo.

Installazione:

a parete, a terra

Componenti:

pressofusione di alluminio EN AB 46100, verniciato con polveri poliesteri ad elevata resistenza ai raggi UV e alla corrosione

Diffusori:

policarbonato opale

policarbonato trasparente (opzionale)

Portalamпада:

E27

Lampada non inclusa

Cablaggio:

tensione di rete 220-240V

Viterie:

acciaio inox

Guarnizione:

silicone espanso - silicone stampato

Isolamento:

Classe I

Normative:

conformità alle norme EN60598-1

Marchio:

CE

Accessori opzionali:

Triangolo per il fissaggio al terreno

5014-A (per base 260x230 mm)

Tirante zincato per il fissaggio al terreno

3 x 5020-A

Bullone INOX per il fissaggio al terreno

3 x 5021-A

FEATURES

Made with high quality materials, Draco is an ideal product for outdoor use. The elegant designs and possibility of wall and floor mount installation make it extremely versatile and adaptable to every setting requirement. The opal polycarbonate diffuser guarantees a constantly uniform and optimal distribution of light. Draco is a perfect union of harmonious design and a solid structure to guarantee style and reliability over time.

Fixing:

wall fixing, ground fixing

Components:

die cast aluminium EN AB 46100 painted with polyester powder UV ray and corrosion resistant

Diffusori:

policarbonato opale

policarbonato trasparente (opzionale)

Lampholder:

E27

Lamp not included

Wiring:

voltage 220-240V

Screws kit:

stainless steel

Gasket:

expanded silicone - moulded silicone

Insulation:

Class I

Norms:

manufactured in compliance with EN60598-1 norms

Mark:

CE

Optional Accessories:

Triangle for ground fixing

5014-A (for 260x230 mm base)

Zinc-plated tie-rod for ground fixing 3 x 5020-A

INOX screw bolt for ground fixing 3 x 5021-A

CARACTÉRISTIQUES

Réalisé avec des matériaux de grande qualité, Draco est un produit parfait pour une utilisation en extérieur. L'élégance de ses formes et la possibilité d'installation au mur et au sol le rendent extrêmement versatile et lui permettent de s'adapter à tout décor ou agencement. Le diffuseur en polycarbonate opale garantit une propagation de la lumière toujours homogène et optimale. Draco est l'union parfaite entre harmonie des formes et solidité de la structure et il garantit style et fiabilité au fil du temps.

Installation:

au mur, au sol

Composants:

aluminium moulé sous pression EN AB 46100, peint avec poudres polyester ayant une haute résistance aux rayons UV et à la corrosion

Diffuseurs:

polycarbonate opale

polycarbonate transparent (en option)

Douille de lampe:

E27

Ampoule non incluse

Câblage:

tension de réseau 220-240V

Visserie:

acier inox

Garniture:

silicone expansif - silicone moulé

Isolément:

Classe I

Réglementations:

Conformité avec les normes EN60598-1

Marquage:

CE

Accessoires en option:

Triangle pour la fixation au sol

5014-A (pour base 260x230 mm)

Tirant galvanisé pour fixation au sol 3 x 5020-A

Boulon INOX pour la fixation au sol 3 x 5021-A

22-23 2351



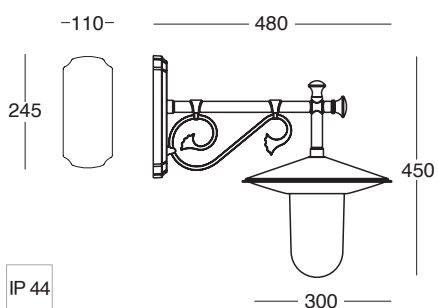
2351-22



2351-23

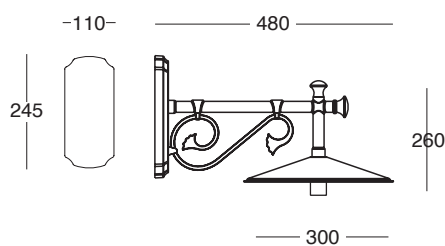


COD.	LAMP	V	W
2351-22...30 2351-23...30	E27	250	75 max



IP 44

2351-22



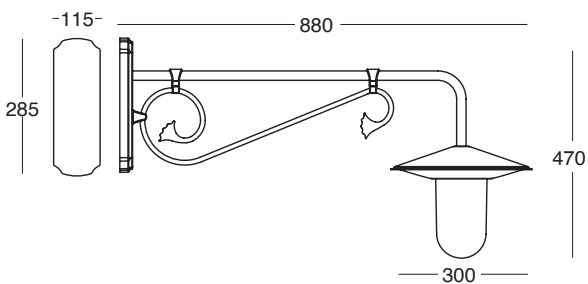
IP 20

2351-23

21 2351



COD.	LAMP	V	W
2351-21...30	E27	250	75 max



2351-21

01-20 2351



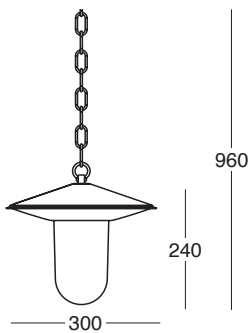
2351-01



2351-20

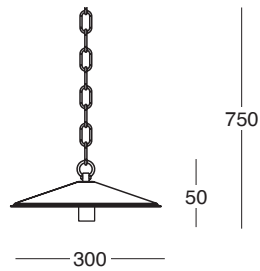


COD.	LAMP	V	W
2351-01...30 2351-20...30	E27	250	75 max



IP 44

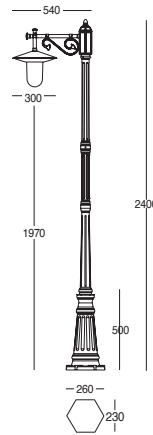
2351-01



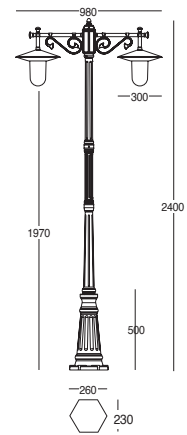
IP 20

2351-20

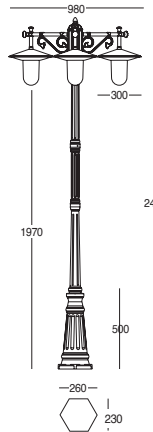
28-29-31 2351



2351-28 * KIT 9974-A



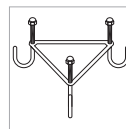
2351-29 * KIT 9974-A



2351-31 * KIT 9974-A

* FISSAGGIO A TERRA PER PALI (OPZIONALI)
GROUND FIXING FOR POLES (OPTIONAL)
FIXATION AU SOL POUR POTEAUX (EN OPTION)

per base-for base-pour base
260x230 mm




9974-A



COD.	LAMP	V	W
2351-28...30			
2351-29...30	E27	250	75 max
2351-31...30			

VOLANS



50380

ACCESSORI OPZIONALI OPTIONAL ACCESSORIES - ACCESSOIRES EN OPTION

**6048-A-1**

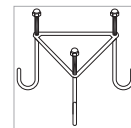
Sostituisce il 6048-A
(50380-08/09/11)
Replaces 6048
Remplace 6048

**6047-A**

Prolunga per palo
(50380-08/09/11)
Pole extension
Rallonge pour poteau



Rame brunito
Bronzed copper- Cuivre bruni

**9975-A**

Fissaggio a terra per pali
Ground fixing for poles
Fixation au sol pour poteaux
per base-for base-pour base 325x285 mm

Vedi pagina 20 per ulteriori informazioni
See page 20 for more information - Voir page 20 pour plus d'informations

COLORI STANDARD STANDARD COLOURS - COULEURS CLASSIQUES

○	●	○	●	●	●	●	●
00	01	10	24	25	30	35	40
BIANCO PURO RAL 9016 PURE WHITE BLANC PUR	NERO RAL 9005 BLACK NOIR	BIANCO RAL 9010 WHITE BLANC	BRONZO BRONZE BRONZE	RUGGINE RUST ROUILLE	ANTRACITE ANTHRACITE ANTRACITE	ARDESIA SLATE ARDOISE	GRIGIO RAL 9006 GREY GRIS

COLORI SPECIALI SPECIAL COLOURS - COULEURS SPÉCIALES

●	●	●	●
02	03	04	05
NERO-ORO BLACK-GOLD NOIR-DORE	NERO-RAME BLACK-COPPER NOIR-CUIVRE	NERO-VERDE BLACK-GREEN NOIR-VERT	NERO-GRIGIO BLACK-GRY NOIR-GRIS

CARATTERISTICHE

Classico ed elegante, Volans è un prodotto realizzato con materiali di elevata qualità che lo rendono perfetto ed estremamente affidabile per l'utilizzo in esterno. Disponibili tre tipi di installazione (a parete, a soffitto ed a terra) per un migliore adeguamento a tutte le vostre esigenze. Il diffusore in policarbonato chiaro trasparente (su richiesta, opale) assicura una diffusione della luce sempre omogenea ed ottimale. Ideale per chi vuole rendere i propri spazi esterni raffinati senza rinunciare alla resa ed all'efficienza.

Installazione:

a parete, a soffitto, a terra

Componenti:

pressofusione di alluminio EN AB 46100, verniciato con polveri poliesteri ad elevata resistenza ai raggi UV e alla corrosione

Cappello:

lamina di rame EN 10204 - 3.1B lavorata a tornio

Diffusori:

policarbonato chiaro trasparente
opale opzionale

Portalampada:

E27
Lampada non inclusa

Cablaggio:

tensione di rete 220-240V

Viterie:

acciaio inox

Isolamento:

Classe I

Normative:

conformità alle norme EN60598-1

Marchio:

CE

Accessori opzionali:

Triangolo per il fissaggio al terreno 5015-A (per base 325x285 mm)
Tirante zincato per il fissaggio al terreno 3 x 5020-A
Bullone INOX per il fissaggio al terreno 3 x 5021-A
Prolunga per palo 6047-A-1

FEATURES

Classic and elegant, Volans is made from high quality materials that make it perfectly and extremely reliable for outdoor use. There are three types of installation available (wall, floor and ceiling mount) for a better adaptation to your requirements. The clear polycarbonate diffuser (opal on request) always ensures a uniform and optimal diffusion of light. Ideal for those who want to make their outdoor spaces stylish without compromising performance and efficiency.

Fixing:

wall fixing, ceiling fixing, ground fixing

Components:

die cast aluminium EN AB 46100 painted with polyester powder UV ray and corrosion resistant

Cover:

EN 10204 copper plate - 3.1B worked on a lathet

Diffusers:

clear polycarbonate
opal (opitonal)

Lampholder:

E27
Lamp not included

Wiring:

voltage 220-240V

Screws kit:

stainless steel

Insulation:

Class I

Norms:

manufactured in compliance with EN60598-1 norms

Mark:

CE

Optional Accessories:

Triangle for ground fixing 5015-A (for 325x285 mm base)
Zinc-plated tie-rod for ground fixing 3 x 5020-A
INOX screw bolt for ground fixing 3 x 5021-A
Pole extension 6047-A-1

CARACTÉRISTIQUES

Classique et élégant, Volans est réalisé avec des matériaux de grande quali-té pour créer un produit extrêmement fiable, parfait pour une utilisation en extérieur. Il est disponible dans trois configurations d'installation (au mur, au plafond et au sol) pour mieux répondre à tous vos besoins. Le diffuseur en polycarbonate clair transparent (opale, sur demande) garan-tit une diffusion de la lumière toujours homogène et optimale. Idéal pour ceux qui souhaitent des espaces extérieurs raffinés sans renon-cer à de grandes prestations et une grande efficacité.

Installation:

au mur, au plafond, au sol

Composants:

aluminium moulé sous pression EN AB 46100, peint avec poudres polyester ayant une haute résistance aux rayons UV et à la corrosion

Abat-jour:

tôle de cuivre EN 10204 - 3.1B usinée au tour

Diffuseurs:

Polycarbonate clair transparent
opale en option

Douille de lampe:

E27
Ampoule non incluse

Câblage:

tension de réseau 220-240V

Visserie:

acier inox

Isolement:

Classe I

Règlementations:

Conformité avec les normes EN60598-1

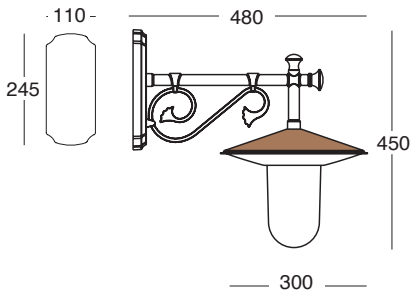
Marquage:

CE

Accessoires en option:

Triangle pour fixation au sol 5015-A (pour base 325x285 mm)
Tirant galvanisé pour fixation au sol 3 x 5020-A
Boulon INOX pour la fixation au sol 3 x 5021-A
Rallonge pour poteau 6047-A-1

02 50380

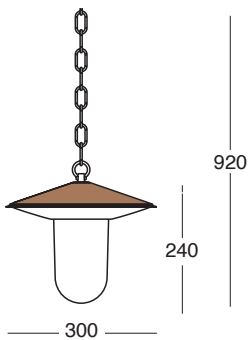


50380-02



COD.	LAMP	V	W
50380-02...30	E27	220	75 max

01 50380

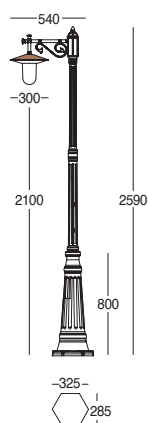


50380-01

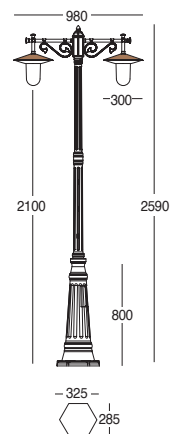


COD.	LAMP	V	W
50380-01...30	E27	250	75 max

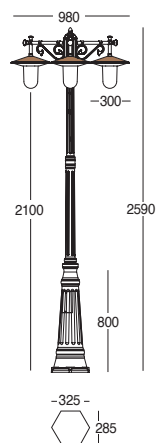
08-09-11 50380



50380-08 * KIT 9975-A



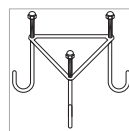
50380-09 * KIT 9975-A



50380-11 * KIT 9975-A

* FISSAGGIO A TERRA PER PALI (OPZIONALI)
GROUND FIXING FOR POLES (OPTIONAL)
FIXATION AU SOL POUR POTEAUX (EN OPTION)

per base-for base-pour base
325x285 mm

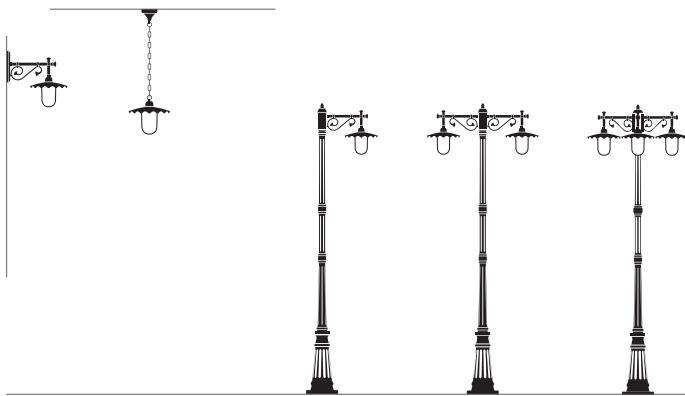


9975-A



COD.	LAMP	V	W
50380-08...30			
50380-09...30	E27	250	75 max
50380-11...30			

SCULPTOR

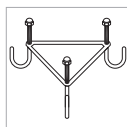


2348

ACCESSORI OPZIONALI OPTIONAL ACCESSORIES - ACCESSOIRES EN OPTION

**6047-A-1**

Prolunga per palo
(2348-08/09/11)
Pole extension - Rallonge pour poteau

**9974-A**

Fissaggio a terra per pali
Ground fixing for poles
Fixation au sol pour poteaux
per base-for base-pour base 260x230 mm

Vedi pagina 20 per ulteriori informazioni
See page 20 for more information - Voir page 20 pour plus d'informations

COLORI STANDARD STANDARD COLOURS - COULEURS CLASSIQUES

00	01	10	24	25	30	35	40
BIANCO PURO RAL 9016 PURE WHITE BLANC PUR	NERO RAL 9005 BLACK NOIR	BIANCO RAL 9010 WHITE BLANC	BRONZO BRONZE BRONZE	RUGGINE RUST ROUILLE	ANTRACITE ANTHRACITE ANTHRACITE	ARDESIA SLATE ARDOISE	GRIGIO RAL 9006 GREY GRIS

COLORI SPECIALI SPECIAL COLOURS - COULEURS SPÉCIALES

02	03	04	05
NERO-ORO BLACK-GOLD NOIR-DORE	NERO-RAME BLACK-COPPER NOIR-CUIVRE	NERO-VERDE BLACK-GREEN NOIR-VERT	NERO-GRIGIO BLACK-GRAY NOIR-GRIS

CARATTERISTICHE

Sculptor è un prodotto caratterizzato da un'elevata qualità dei materiali che lo rende estremamente affidabile per l'utilizzo in esterno. Disponibili tre tipi di installazione: a parete, a soffitto ed a terra per un miglior adeguamento alle vostre esigenze di ambientazione. Il diffusore in policarbonato opale garantisce una propagazione ottimale ed omogenea della luce. Raffinato ed efficiente, Sculptor è il prodotto perfetto per rendere i vostri spazi esterni eleganti e raffinati e per assicurarvi una resa elevata e costante nel tempo.

Installazione:

a parete, a soffitto, a terra

Componenti:

pressofusione di alluminio EN AB 46100, verniciato con polveri poliesteri ad elevata resistenza ai raggi UV e alla corrosione

Diffusori:

policarbonato opale
policarbonato trasparente (opzionale)

Portalamпада:

E27
Lampada non inclusa

Cablaggio:

tensione di rete 220-240V

Viterie:

acciaio inox

Guarnizione:

silicone espanso - silicone stampato

Isolamento:

Classe I

Normative:

conformità alle norme EN60598-1

Marchio:

CE

Accessori opzionali:

Triangolo per il fissaggio al terreno 5014-A (per base 260x230 mm)
Tirante zincato per il fissaggio al terreno 3 x 5020-A
Bullone INOX per il fissaggio al terreno 3 x 5021-A

FEATURES

Sculptor is a product characterised by high quality materials to make it extremely reliable for external use. There are three types of installation options: wall, ceiling and floor mount to meet different setting demands. The opal polycarbonate diffuser guarantees excellent distribution and uniformity of light. Stylish and efficient, Sculptor is the perfect product to make your outdoor spaces elegant and chic and ensure high and lasting performance over time.

Fixing:

wall fixing, ceiling fixing, ground fixing

Components:

die cast aluminium EN AB 46100 painted with polyester powder UV ray and corrosion resistant

Diffusers:

opal polycarbonate
clear polycarbonate (optional)

Lampholder:

E27
Lamp not included

Wiring:

voltage 220-240V

Screws kit:

stainless steel

Gasket:

expanded silicone - moulded silicone

Insulation:

Class I

Norms:

manufactured in compliance with EN60598-1 norms

Mark:

CE

Optional Accessories:

Triangle for ground fixing 5014-A (for 260x230 mm base)
Zinc-plated tie-rod for ground fixing 3 x 5020-A
INOX screw bolt for ground fixing 3 x 5021-A

CARACTÉRISTIQUES

Sculptor est un produit caractérisé par la grande qualité des matériaux qui le rend extrêmement fiable pour une utilisation en extérieure. Il est disponible dans trois configurations d'installation : au mur, au plafond et au sol pour mieux répondre aux exigences du type d'agencement. Le diffuseur en polycarbonate opale garantit une propagation optimale et homogène de la lumière. A la fois raffiné et efficace, Sculptor est parfait pour apporter élégance et sophistication à vos espaces extérieurs et pour garantir des performances élevées et constantes au fil du temps.

Installation:

au mur, au plafond, au sol

Composants:

aluminium moulé sous pression EN AB 46100, peint avec poudres polyester ayant une haute résistance aux rayons UV et à la corrosion

Diffuseurs:

policarbonate opale
policarbonate transparent (en option)

Douille de lampe:

E27
Ampoule non incluse

Câblage:

tension de réseau 220-240V

Visserie:

acier inox

Garniture:

silicone expansif - silicone moulé

Isolement:

Classe I

Réglementations:

Conformité avec les normes EN60598-1

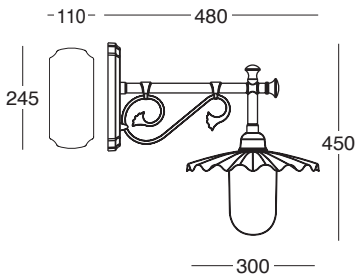
Marquage:

CE

Accessoires en option:

Triangle pour fixation au sol 5014-A (pour base 260x230 mm)
Tirant galvanisé pour fixation au sol 3 x 5020-A
Boulon INOX pour la fixation au sol 3 x 5021-A

02 2348

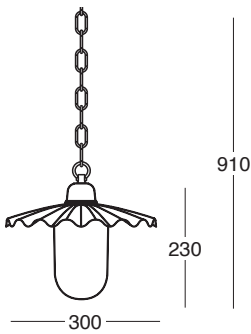


2348-02



COD.	LAMP	V	W
2348-02...30	E27	250	75 max

01 2348

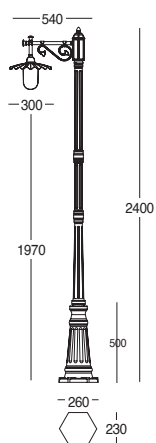


2348-01

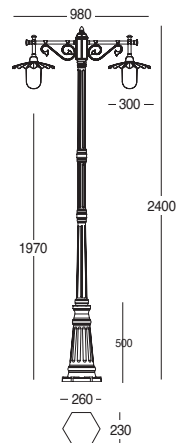


COD.	LAMP	V	W
2348-01...30	E27	250	75 max

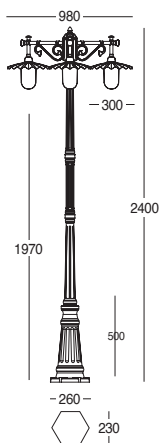
08-09-11 2348



2348-08 * KIT 9974-A



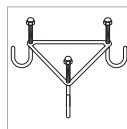
2348-09 * KIT 9974-A



2348-11 * KIT 9974-A

* FISSAGGIO A TERRA PER PALI (OPZIONALI)
GROUND FIXING FOR POLES (OPTIONAL)
FIXATION AU SOL POUR POTEAUX (EN OPTION)

per base-for base-pour base
260x230 mm



9974-A



COD.	LAMP	V	W
2348-08...30			
2348-09...30	E27	250	75 max
2348-11...30			

FORNAX



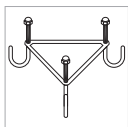
7910



7911

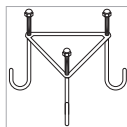
ACCESSORI OPZIONALI

OPTIONAL ACCESSORIES - ACCESSOIRES EN OPTION



9974-A

Fissaggio a terra per pali
Ground fixing for poles
Fixation au sol pour poteaux
per base-for base-pour base Ø 230 mm



9975-A

Fissaggio a terra per pali
Ground fixing for poles
Fixation au sol pour poteaux
per base-for base-pour base Ø 320 mm



COLORI STANDARD STANDARD COLOURS - COULEURS CLASSIQUES

00	01	10	24	25	30	35	40
BIANCO PURO RAL 9016 PURE WHITE BLANC PUR	NERO RAL 9005 BLACK NOIR	BIANCO RAL 9010 WHITE BLANC	BRONZO BRONZE BRONZE	RUGGINE RUST ROUILLE	ANTRACITE ANTHRACITE ANTHRACITE	ARDESIA SLATE ARDOISE	GRIGIO RAL 9006 GREY GRIS

COLORI SPECIALI SPECIAL COLOURS - COULEURS SPÉCIALES

02	03	04	05
NERO-ORO BLACK-GOLD NOIR-DORÉ	NERO-RAME BLACK-COPPER NOIR-CUIVRE	NERO-VERDE BLACK-GREEN NOIR-VERT	NERO-GRIGIO BLACK-GRAY NOIR-GRIS

CARATTERISTICHE

Fornax è un prodotto caratterizzato da un'elevata qualità dei materiali che lo rende estremamente affidabile per l'utilizzo in esterno. Disponibili due tipi di installazione: a parete ed a terra per un miglior adeguamento alle vostre esigenze di ambientazione. Il diffusore in vetro temperato (disponibile, su richiesta, in policarbonato opale) garantisce una propagazione sempre omogenea della luce. Le forme ricercate fanno di Fornax il prodotto perfetto per rendere armoniosi ed eleganti i vostri spazi esterni, senza rinunciare ad una resa ottimale e costante.

Installazione:

a parete, a terra

Componenti:

pressofusione di alluminio EN AB 46100, verniciato con polveri poliesteri ad elevata resistenza ai raggi UV e alla corrosione

Diffusori:

vetro temperato satinato

Portalamпада:

E27 - LED

Lampada non inclusa

Cablaggio:

tensione di rete 220-240V

Viterie:

acciaio inox

Guarnizione:

silicone espanso - silicone stampato

Isolamento:

Classe I

Normative:

conformità alle norme EN60598-1

Marchio:

CE

Accessori opzionali:

Triangolo per il fissaggio al terreno 5014-A (per base Ø230 mm)

5015-A (per base Ø320 mm)

Tirante zincato per il fissaggio al terreno 3 x 5020-A

Bullone INOX per il fissaggio al terreno 3 x 5021-A

FEATURES

Fornax is a product featuring high quality materials that make it extremely reliable for outdoor use. There are two types of installation available: wall and floor mount to meet all different setting requirements. The diffuser made of tempered glass (available on request in opal polycarbonate) guarantees a constantly uniform distribution of light. The carefully researched design make Fornax the perfect product to bring harmony and elegance to your outdoor space without compromising on excellence and long-lasting efficiency.

Fixing:

wall fixing, ground fixing

Components:

die cast aluminium EN AB 46100 painted with polyester powder UV ray and corrosion resistant

Diffusers:

satin tempered glass

Lampholder:

E27 - LED

Lamp not included

Wiring:

voltage 220-240V

Screws kit:

stainless steel

Gasket:

expanded silicone - moulded silicone

Insulation:

Class I

Norms:

manufactured in compliance with EN60598-1 norms

Mark:

CE

Optional Accessories:

Triangle for ground fixing 5014-A (for Ø230 mm base)

5015-A (for Ø320 mm base)

Zinc-plated tie-rod for ground fixing 3 x 5020-A

INOX screw bolt for ground fixing 3 x 5021-A

CARACTÉRISTIQUES

Fornax est un produit caractérisé par la grande qualité des matériaux qui le rend extrêmement fiable pour une utilisation en extérieure. Il est disponible dans deux configurations d'installation : au mur et au sol, pour mieux répondre aux exigences du type d'agencement. Le diffuseur en verre trempé (disponible, sur demande, en polycarbonate opale) garantit une propagation toujours homogène de la lumière. Avec ses formes sophistiquées, Fornax est le produit parfait pour rendre vos espaces extérieurs élégants et harmonieux, sans renoncer à des prestations optimales et constantes.

Installation:

au mur, au sol

Composants:

aluminium moulé sous pression EN AB 46100, peint avec poudres polyester ayant une haute résistance aux rayons UV et à la corrosion

Diffuseurs:

verre trempé satiné

Douille de lampe:

E27 - LED

Ampoule non incluse

Câblage:

tension de réseau 220-240V

Visserie:

acier inox

Garniture:

silicone expansif - silicone moulé

Isolement:

Classe I

Règlementations:

Conformité avec les normes EN60598-1

Marquage:

CE

Accessoires en option:

Triangle pour fixation au sol 5014-A (pour base Ø230 mm)

5015-A (pour base Ø320 mm)

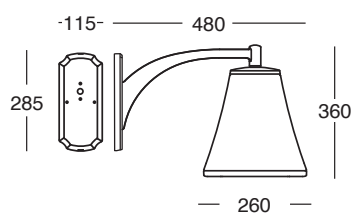
Tirant galvanisé pour fixation au sol 3 x 5020-A

Boulon INOX pour la fixation au sol 3 x 5021-A

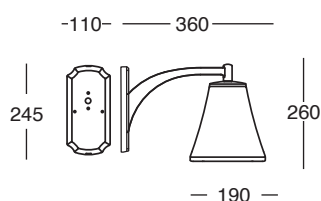
02 7910-7911



COD.	LAMP	V	W	lm	K
7910-02...30	E27	250	75 max	-	-
7910-02...32	LED	220-240	42 MAX	3200	3000
7911-02...30	E27	250	75 MAX	-	-
7911-02...32	LED	220-240	26 MAX	1800	3000

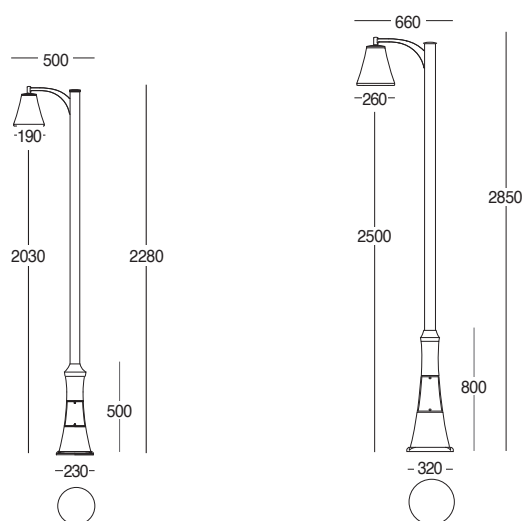


7910-02



7911-02

08 7910-7911

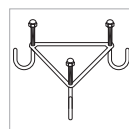


7911-08 * KIT 9974-A

7910-08 * KIT 9975-A

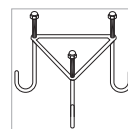
* FISSAGGIO A TERRA PER PALI (OPZIONALI)
GROUND FIXING FOR POLES (OPTIONAL)
FIXATION AU SOL POUR POTEAUX (EN OPTION)

per base-for base-pour base
Ø 230 mm



9974-A

per base-for base-pour base
Ø 320 mm

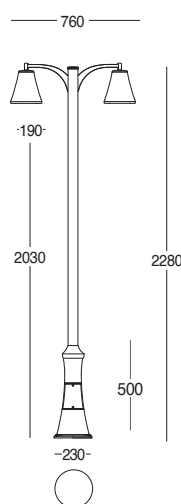


9975-A

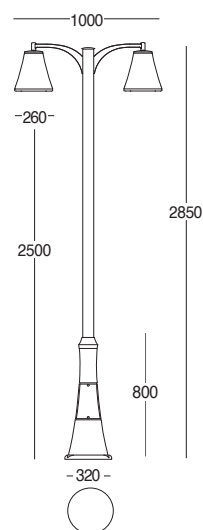


COD.	LAMP	V	W	lm	K
7910-08...30	E27	250	75 max	-	-
7910-08...32	LED	220-240	42 MAX	3200	3000
7911-08...30	E27	250	75 MAX	-	-
7911-08...32	LED	220-240	26 MAX	1800	3000

09 7910-7911



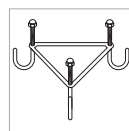
7911-09 * KIT 9974-A



7910-09 * KIT 9975-A

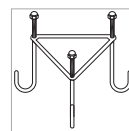
* FISSAGGIO A TERRA PER PALI (OPZIONALI)
GROUND FIXING FOR POLES (OPTIONAL)
FIXATION AU SOL POUR POTEAUX (EN OPTION)

per base-for base-pour base
Ø 230 mm



9974-A

per base-for base-pour base
Ø 320 mm

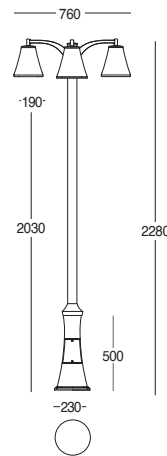


9975-A

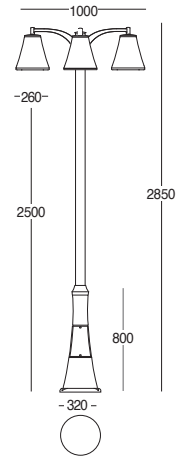


COD.	LAMP	V	W	lm	K
7910-09...30	E27	250	75 max	-	-
7910-09...32	LED	220-240	42 MAX	3200	3000
7911-09...30	E27	250	75 MAX	-	-
7911-09...32	LED	220-240	26 MAX	1800	3000

11 7910-7911



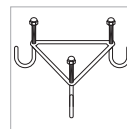
7911-11 * KIT 9974-A



7910-11 * KIT 9975-A

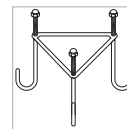
* FISSAGGIO A TERRA PER PALI (OPZIONALI)
GROUND FIXING FOR POLES (OPTIONAL)
FIXATION AU SOL POUR POTEAUX (EN OPTION)

per base-for base-pour base
Ø 230 mm



9974-A

per base-for base-pour base
Ø 320 mm



9975-A



COD.	LAMP	V	W	lm	K
7910-11...30	E27	250	75 max	-	-
7910-11...32	LED	220-240	42 MAX	3200	3000
7911-11...30	E27	250	75 MAX	-	-
7911-11...32	LED	220-240	26 MAX	1800	3000



URSA MAJOR

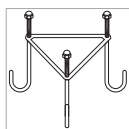


2354

ACCESSORI OPZIONALI OPTIONAL ACCESSORIES - ACCESSOIRES EN OPTION



Rame lucidato
Polish copper- Cuivre poli



9975-A

Fissaggio a terra per pali
Ground fixing for poles
Fixation au sol pour poteaux
per base-for base-pour base Ø 320 mm

MODU LED

D

Vedi pagina 12 per ulteriori informazioni
See page 12 for more information
Voir page 12 pour plus d'informations

COLORI STANDARD STANDARD COLOURS - COULEURS CLASSIQUES

00	01	10	24	25	30	35	40
BIANCO PURO RAL 9016 PURE WHITE BLANC PUR	NERO RAL 9005 BLACK NOIR	BIANCO RAL 9010 WHITE BLANC	BRONZO BRONZE BRONZE	RUGGINE RUST ROUILLE	ANTRACITE ANTHRACITE ANTHRACITE	ARDESIA SLATE ARDOISE	GRIGIO RAL 9006 GREY GRIS

COLORI SPECIALI SPECIAL COLOURS - COULEURS SPÉCIALES

02	03	04	05
NERO-ORO BLACK-GOLD NOIR-DORE	NERO-RAME BLACK-COPPER NOIR-CUIVRE	NERO-VERDE BLACK-GREEN NOIR-VERT	NERO-GRIGIO BLACK-GRAY NOIR-GRIS

CARATTERISTICHE

L'elevata qualità dei materiali e l'eleganza delle forme fanno di Ursa Major il prodotto perfetto per l'utilizzo nei vostri spazi esterni. Disponibili due tipi di installazione (a parete ed a terra) per un migliore adeguamento a tutte le esigenze di ambientazione. La distribuzione della luce è sempre omogenea ed ottimale, grazie al diffusore in policarbonato opale. Ursa Major renderà i vostri spazi esterni raffinati e ricercati e vi garantirà una resa costante e la massima affidabilità nel tempo.

Installazione:

a parete, a terra

Componenti:

pressofusione di alluminio EN AB 46100, verniciato con polveri poliesteri ad elevata resistenza ai raggi UV e alla corrosione

Diffusori:

pmma opale

Portalampada:

E27

Lampada non inclusa

Cablaggio:

tensione di rete 220-240V

Viterie:

acciaio inox

Isolamento:

Classe I

Normative:

conformità alle norme EN60598-1

Marchio:

CE

Accessori opzionali:

Triangolo per il fissaggio al terreno

5015-A (per base Ø320 mm)

Tirante zincato per il fissaggio al terreno 3 x 5020-A

Bullone INOX per il fissaggio al terreno 3 x 5021-A

FEATURES

The high quality materials and elegant designs make Ursa Major the perfect product for use outdoors. There are two installation types available (wall and floor mount) for a better adaptation to all your setting requirements. The distribution of light is always uniform and optimal due to the opal polycarbonate diffuser. Ursa Major will make your outdoor spaces stylish and trendy and guarantee you a constant performance and maximum reliability over time.

Fixing:

wall fixing, ground fixing

Components:

die cast aluminium EN AB 46100 painted with polyester powder UV ray and corrosion resistant

Diffusers:

opal pmma

Lampholder:

E27

Lamp not included

Wiring:

voltage 220-240V

Screws kit:

stainless steel

Insulation:

Class I

Norms:

manufactured in compliance with EN60598-1 norms

Mark:

CE

Optional Accessories:

Triangle for ground fixing

5015-A (for Ø320 mm base)

Zinc-plated tie-rod for ground fixing

3 x 5020-A

INOX screw bolt for ground fixing

3 x 5021-A

CARACTÉRISTIQUES

La grande qualité des matériaux et l'élégance des formes font de Ursa Major le produit parfait pour vos espaces extérieurs. Il est disponible dans deux configurations d'installation (au mur et au sol) pour mieux répondre à toutes les exigences d'agencement. La distribution de la lumière est toujours homogène et optimale grâce au diffuseur en polycarbonate opale. Ursa Major rendra vos espaces extérieurs raffinés et sophistiqués et vous garantira des prestations constantes et une fiabilité maximale au fil du temps.

Installation:

au mur, au sol

Composants:

aluminium moulé sous pression EN AB 46100, peint avec poudres polyester ayant une haute résistance aux rayons UV et à la corrosion

Diffuseurs:

pmma opale

Douille de lampe:

E27

Ampoule non incluse

Câblage:

tension de réseau 220-240V

Visserie:

acier inox

Isolement:

Classe I

Règlementations:

Conformité avec les normes EN60598-1

Marquage:

CE

Accessoires en option:

Triangle pour la fixation au sol

5015-A (pour base Ø320 mm)

Tirant galvanisé pour fixation au sol 3 x 5020-A

Boulon INOX pour la fixation au sol 3 x 5021-A

02 2354



MODU **LED** VEDI-SEE-VOIR
PAG. 12



COD.

LAMP

V

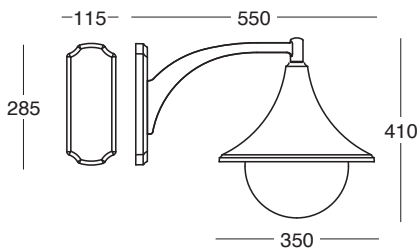
W

2354-02...30

E27

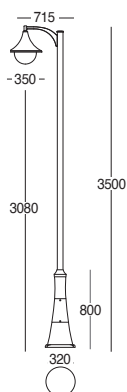
250

75 max



2354-02

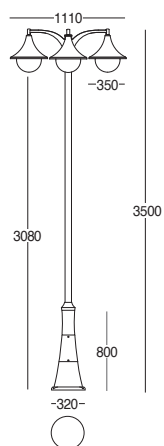
08-09-11 2354



2354-08 * KIT 9975-A



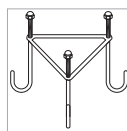
2354-09 * KIT 9975-A



2354-11 * KIT 9975-A

* FISSAGGIO A TERRA PER PALI (OPZIONALI)
GROUND FIXING FOR POLES (OPTIONAL)
FIXATION AU SOL POUR POTEAUX (EN OPTION)

per base-for base-pour base
Ø 320 mm



9975-A



COD.	LAMP	V	W
2354-08...30			
2354-09...30	E27	250	75 max
2354-11...30			

MODU **LED** VEDI-SEE-VOIR
PAG. 12



SIMPHONY



195

TIPO DIFFUSORE DIFFUSER TIPOLOGY - TYPE DE DIFFUSEUR



PS
Policarbonato Satinato
Satinéd Polycarbonate
Polycarbonate satiné

COLORI STANDARD STANDARD COLOURS - COULEURS CLASSIQUES

00	01	10	24	25	30	35	40
BIANCO PURO RAL 9016 PURE WHITE BLANC PUR	NERO RAL 9005 BLACK NOIR	BIANCO RAL 9010 WHITE BLANC	BRONZO BRONZE BRONZE	RUGGINE RUST ROUILLE	ANTRACITE ANTHRACITE ANTRACITE	ARDESIA SLATE ARDOISE	GRIGIO RAL 9006 GREY GRIS

COLORI SPECIALI SPECIAL COLOURS - COULEURS SPÉCIALES

02	03	04	05
NERO-ORO BLACK-GOLD NOIR-DORE	NERO-RAME BLACK-COPPER NOIR-CUIVRE	NERO-VERDE BLACK-GREEN NOIR-VERT	NERO-GRIGIO BLACK-GRY NOIR-GRIS

CARATTERISTICHE

STRUTTURA

Corpo Lampada / Base palo in pressofusione di alluminio Lega EN AB 46100
Braccio curvo in alluminio estruso Sez.Tonda Ø32mm Lega EN-AW 6060
Palo in alluminio estruso Sez.Tonda Ø75/120mm Lega EN-AW 6060
Diffusore in Policarbonato satinato stabilizzato UV GWT960°C cat.V2
Dotazione: Viteria esterna in acciaio Inox A2 Flangia di fissaggio con n°4 tirafondi da interrare
Verniciatura in polvere poliestere resistente alla corrosione e alle nebbie saline (ISO7523)

CABLAGGIO

Solo Versione T1 - Sportello di ispezione su palo con morsettiera estraibile protetta in classe II per cablaggio in fila continua e portafusibile di protezione incorporato (minifuse 5x20)
Componentistica alla base palo con sportello di ispezione fornito di viti antivandalo
Gruppo di alimentazione elettromagnetica con protezione termica per lampade a scarica con rifasamento in parallelo cos φ>0,9
Cavo di collegamento Testa/base tipo ND21N neoprene/silicone

CARATTERISTICHE

Tipologia installazione: Palo 1÷3 punti luce
Grado di protezione: IP55
Classe di Isolamento I
Installabile su superfici normalmente incombustibili
Conforme alla Norma EN 60598 (CEI 34-21) e prescrizioni particolari

FEATURES

STRUCTURE

Lighting fixture body / Post base die-cast aluminium Alloy EN AB 46100
Curved arm aluminium with round section Ø32mm Alloy EN-AW 6060
Post extruded aluminium with round section Ø75/120mm Alloy ENAW 6060
Diffuser satin finish polycarbonate UV stabilised GWT960°C cat.V2
Fittings: A2 stainless steel exterior screw fixtures Fixture flange with n.4 anchor bolts to be cast-in
Polyester powder paint finish resistant to corrosion and sea mist (ISO72523)

WIRING

Only version T1 – inspection port with removable terminal junction box class II protection for continuous wiring and with an incorporated safety fuse (mini fuse 5x20)
Electrics and wiring at the base of the post provided with inspection port closed with vandalproof screw fixtures
Electromagnetic ballast with overheating protection for discharge lamps with parallel rephasing cos φ>0.9
Power cable Head/base type ND21N neoprene/silicon

FEATURES

Installation: Post 1 - 3 lights
Degree of protection: IP55
Insulation class I
Can be installed on flammable surfaces
Conforms to the standard EN 60598 (CEI 34-21) and specific provisions

CARACTÉRISTIQUES

STRUCTURE

Corps de lampe / Base poteau en aluminium moulé sous pression Alliage EN AB 46100
Bras cintré en aluminium extrudé Sect. Ronde Ø32mm Alliage EN-AW 6060
Poteau en aluminium extrudé Sect. Ronde Ø75/120mm Alliage EN-AW 6060
Diffuseur en polycarbonate satiné stabilisé UV GWT960°C cat.V2
Compris dans la fourniture :
Visserie extérieure en acier Inox A2 Bride de fixation avec 4 boulons d'ancrage à enterrer
Peinture en poudre polyester résistant à la corrosion et aux brouillards salins (ISO7523)

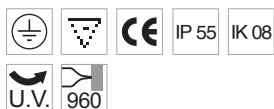
CÂBLAGE

Uniquement Version T1 : Porte d'inspection sur poteau avec plaque à borne amovible protégée en classe II pour câblage continu et portafusible de protection intégré (fusible miniature 5x20)
Composants à la base du poteau avec porte d'inspection, dotée de vis anti-vandalisme
Groupe d'alimentation électromagnétique avec protection thermique pour lampes à décharge avec shunt en parallèle cos φ>0,9
Câble de branchement Tête/base type ND21N néoprène/silicone

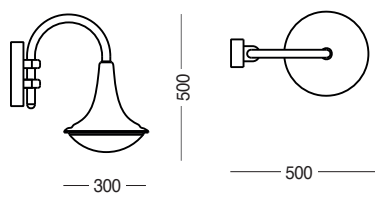
CARACTÉRISTIQUES

Type d'installation :
Poteau 1 à 3 lumières
Degré de protection : IP55
Classe d'isolement I
Peut être installé sur des surfaces normalement inflammables
Conforme à la norme EN 60598 (CEI 34-21) et prescriptions particulières

W0 195

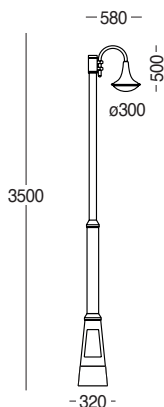


COD.	LAMP	V	W	lm	CCT
195W0/1T1.PS	E27	250	75 max	-	-
195W0/1WL.PS	LED	220-240	18W	1500	3000K
195W0/1NL.PS	LED	220-240	18W	1500	4000K

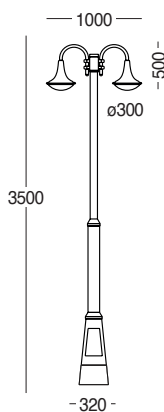


195W0.PS

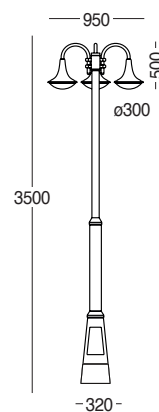
1-2-3 195F0



195F0/1.PS*



195F0/2.PS*



195F0/3.PS*

* KIT DI FISSAGGIO COMPRESO
GROUND FIXING INCLUDED
FIXATION AU SOL INCLUS



COD.	LAMP	V	W	lm	CCT
195F0/1T1.PS 195F0/2T1.PS 195F0/3T1.PS	E27	250	75 max	-	-
195F0/1WL.PS 195F0/2WL.PS 195F0/3WL.PS	LED	220-240	18W	1500	3000K
195F0/1NL.PS 195F0/2NL.PS 195F0/3NL.PS	LED	220-240	18W	1500	4000K

DATI TECNICI

FISSAGGIO A TERRA

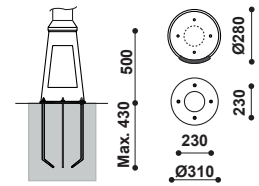
Flangia con tirafondi da cementare comprensiva di bulloneria per il fissaggio dell'apparecchio a terra.
Passaggio cavo di alimentazione nella parte centrale.

GROUND INSTALLATION

The flange with the anchor bolts are cast-in into the concrete base and with the hardware provided the lighting fixture is mounted and secured to the ground. Power supply cable is fed through the central part.

FIXATION AU SOL

Bride avec boulons d'ancrage à bétonner comprenant la visserie pour la fixation du produit au sol.
Passage du câble d'alimentation dans la partie centrale.



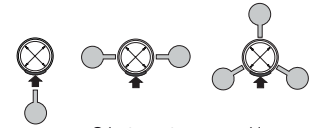
Base apparecchio

Flangia

In fase di installazione valutare la posizione dello sportello di ispezione al fine del corretto orientamento dei tirafondi. Questi devono risultare sempre inclinati di 45° rispetto all'asse dello sportello.

When installing check the position of the inspection port for easy access so as to position the anchor bolts correctly. The anchor bolts should be inclined 45° in respect to inspection port axis.

Pendant la phase d'installation, évaluer la position de l'ouverture d'inspection afin d'orienter correctement les boulons d'ancrage. Ces derniers doivent toujours être inclinés à 45° par rapport à l'axe de l'ouverture.



Orientamento apparecchio

VANO DI ISPEZIONE

L'apparecchio è fornito di sportello di ispezione su base palo ed è dotato di viti antivandalato. All'interno del vano è alloggiato il gruppo di alimentazione in classe II

INSPECTION PORT

This lighting fixture is provided with an inspection port at the base of the post and is closed with vandalproof screws. The power unit class II – ballast – is enclosed in this inspection port

COMPARTIMENT D'INSPECTION

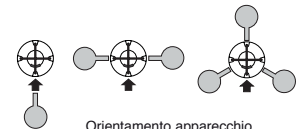
L'appareil est doté d'une ouverture d'inspection à la base du poteau qui est dotée de vis anti-vandalisme. L'intérieur du compartiment contient le groupe d'alimentation de classe II



In fase di installazione valutare la posizione dello sportello di ispezione al fine del corretto orientamento dei tirafondi. Questi devono risultare sempre perpendicolari rispetto all'asse dello sportello.

When installing check the position of the inspection port for easy access so as to position the anchor bolts correctly. The anchor bolts should be perpendicular in respect to inspection port axis.

Pendant la phase d'installation, évaluer la position de l'ouverture d'inspection afin d'orienter correctement les boulons d'ancrage. Ces derniers doivent toujours être perpendiculaires à l'axe de l'ouverture.



Orientamento apparecchio

VANO DI ISPEZIONE

L'apparecchio è fornito di sportello di ispezione con morsettiera estraibile dotata di portafusibile di sicurezza. La chiusura viene assicurata da 2 viti antivandalato in acciaio A2.

INSPECTION PORT

This lighting fixture is provided with an inspection port with a removable terminal junction box with incorporated safety fuse. This port is closed utilising two vandalproof steel A2 screws.

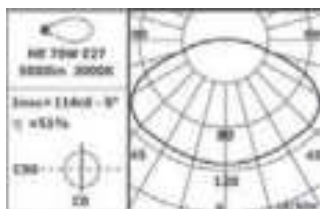
COMPARTIMENT D'INSPECTION

L'appareil est doté d'une ouverture d'inspection avec plaque à bornes amovible dotée d'un porte-fusible de sécurité. La fermeture est garantie par 2 vis anti-vandalisme en acier A2.

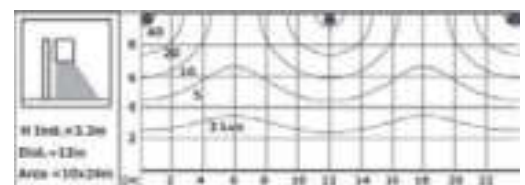


CURVE FOTOMETRICHE / PHOTOMETRIC DATA / COURBES PHOTOMÉTRIQUES

195F0/1M7.PS



C ₀₋₁₈₀ = 75,3°				
	h	d	E _m	E _{max}
	(m)	(m)	(lux)	(lux)
	1	1,5	390	559
	2	3,1	98	140
	3	4,6	43	62
	4	6,2	24	35





HARMONY



196

TIPO DIFFUSORE DIFFUSER TYPOLOGY - TYPE DE DIFFUSEUR



PS
Policarbonato Satinato
Satinated Polycarbonate
Polycarbonate satiné

COLORI STANDARD STANDARD COLOURS - COULEURS CLASSIQUES

○	●	○	●	●	●	●	●
00	01	10	24	25	30	35	40
BIANCO PURO RAL 9016 PURE WHITE BLANC PUR	NERO RAL 9005 BLACK NOIR	BIANCO RAL 9010 WHITE BLANC	BRONZO BRONZE BRONZE	RUGGINE RUST ROUILLE	ANTRACITE ANTHRACITE ANTRACITE	ARDESIA SLATE ARDOISE	GRIGIO RAL 9006 GREY GRIS

COLORI SPECIALI SPECIAL COLOURS - COULEURS SPÉCIALES

●	●	●	●
02	03	04	05
NERO-ORO BLACK-GOLD NOIR-DORE	NERO-RAME BLACK-COPPER NOIR-CUIVRE	NERO-VERDE BLACK-GREEN NOIR-VERT	NERO-GRIGIO BLACK-GRY NOIR-GRIS

CARATTERISTICHE

STRUTTURA

Corpo Lampada in pressofusione di alluminio Lega EN AB 46100
Braccio curvo in alluminio estruso Sez. Tonda Ø32mm Lega EN-AW 6060
Diffusore in Policarbonato satinato stabilizzato UV GWT960°C cat.V2
Ottiche in alluminio ossidato anodicamente
Dotazione : Guarnizioni in Etilene-propilene (EPDM) 40sh Viteria esterna in acciaio Inox A2
Entrata singola del cavo di alimentazione con passacavo in PVC 70sh
Verniciatura in polvere poliestere resistente alla corrosione e alle nebbie saline (ISO7523)

CABLAGGIO

Componentistica all'interno della base a parete
Alimentatore elettromagnetico con protezione termica per lampade a scarica con rifasamento in parallelo $\cos > 0$,

CARATTERISTICHE

Tipologia installazione: Parete
Grado di protezione : Applique IP65 - IP55 corpo lampada
Classe di Isolamento I
Installabile su superfici normalmente incombustibili
Conforme alla Norma EN 60598 (CEI 34-21) e prescrizioni particolari
Conforme alle normative vigenti in materia di inquinamento luminoso

FEATURES

STRUCTURE

Body lighting fixture die-cast aluminium - Alloy EN AB 46100
Curved arm aluminium with round section Ø32mm Alloy EN-AW 6060
Diffuser satin finish polycarbonate UV stabilised GWT960°C cat.V2
Optics anodically oxidised aluminium
Fittings: Ethylene-propylene (EPDM) 40 sh seals A2 stainless steel exterior screw fixtures
Single cable entry with a PVC 70 sh cable gland
Polyester powder paint finish resistant to corrosion and sea mist (ISO72523)

WIRING

Electrics and wiring enclosed in the base mounted to the wall
Electromagnetic ballast fitted with overheating protection for discharge lamps with parallel rephasing $\cos \phi > 0.9$

FEATURES

Installation: Wall
Degree of protection: Wall lamp IP65 - Lamp body IP55
Insulation class I
Can be installed on flammable surfaces
Conforms to the standard EN 60598 (CEI 34-21) and specific provisions
Conforms to the governing directives concerning light pollution

CARACTÉRISTIQUES

STRUCTURE

Corps de lampe en aluminium moulé sous pression Alliage EN AB 46100
Bras cintré en aluminium extrudé Sect. Ronde Ø32mm Alliage EN-AW 6060
Diffuseur en polycarbonate satiné stabilisé UV GWT960°C cat.V2
Optiques en aluminium oxydé par anodisation
Compris dans la fourniture :
Garniture en éthylène-propylène (EPDM) 40sh Visserie extérieure en acier Inox A2
Entrée unique du câble d'alimentation avec passe-câble en PVC 70sh
Peinture en poudre polyester résistant à la corrosion et aux brouillards salins (ISO7523)

CÂBLAGE

Composants à l'intérieur de la base au mur
Groupe d'alimentation électromagnétique avec protection thermique pour lampes à décharge avec shunt en parallèle $\cos > 0$.

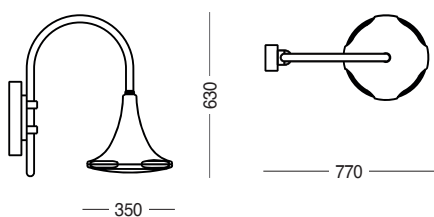
CARACTÉRISTIQUES

Type d'installation : Murale
Degré de protection : Applique IP65 - Corp de la lamp IP65
Classe d'isolement I
Peut être installé sur des surfaces normalement inflammables
Conforme à la norme EN 60598 (CEI 34-21) et prescriptions particulières
Conforme aux réglementations en vigueur en matière de pollution lumineuse

W1 196

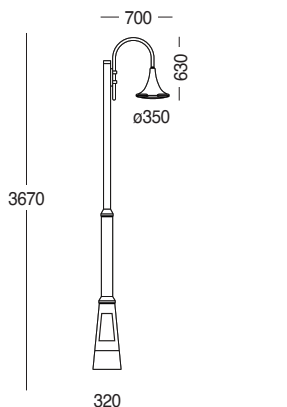


COD.	LAMP	V	W	lm	CCT
196W1/1T1.PS	E27	250	75 max	-	-
196W1/1WL.PS	LED	220-240	34W	3600	3000K
196W1/1NL.PS	LED	220-240	34W	3600	4000K

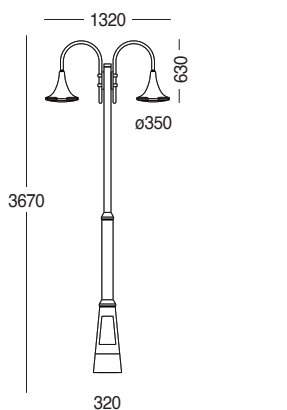


196W1.PS

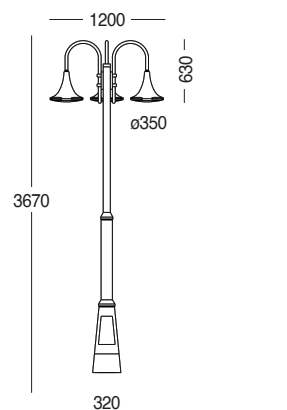
1-2-3 196F1



196F1/1.PS*



196F1/2.PS*



196F1/3.PS*

* KIT DI FISSAGGIO COMPRESO
GROUND FIXING INCLUDED
FIXATION AU SOL INCLUS



COD.	LAMP	V	W	lm	CCT
196F1/1T1.PS 196F1/2T1.PS 196F1/3T1.PS	E27	250	75 max	-	-
196F1/1WL.PS 196F1/2WL.PS 196F1/3WL.PS	LED	220-240	34W	3600	3000K
196F1/1NL.PS 196F1/2NL.PS 196F1/3NL.PS	LED	220-240	34W	3600	4000K

DATI TECNICI

FISSAGGIO A TERRA

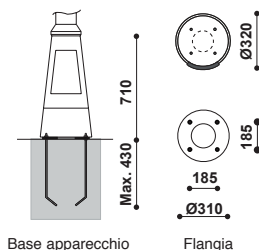
Flangia con tirafondi da cementare comprensiva di bulloneria per il fissaggio dell'apparecchio a terra. Passaggio cavo di alimentazione nella parte centrale.

GROUND INSTALLATION

The flange with the anchor bolts are cast-in into the concrete base and with the hardware provided the lighting fixture is mounted and secured to the ground. Power supply cable is fed through the central part.

FIXATION AU SOL

Bride avec boulons d'ancrage à bétonner comprenant la visserie pour la fixation du produit au sol. Passage du câble d'alimentation dans la partie centrale.



Base apparecchio

Flangia

In fase di installazione valutare la posizione dello sportello di ispezione al fine del corretto orientamento dei tirafondi. Questi devono risultare sempre inclinati di 45° rispetto all'asse dello sportello.

When installing check the position of the inspection port for easy access so as to position the anchor bolts correctly. The anchor bolts should be inclined 45° in respect to inspection port axis.

Pendant la phase d'installation, évaluer la position de l'ouverture d'inspection afin d'orienter correctement les boulons d'ancrage. Ces derniers doivent toujours être inclinés à 45° par rapport à l'axe de l'ouverture.



Orientamento apparecchio

VANO DI ISPEZIONE

L'apparecchio è fornito di sportello di ispezione su base palo ed è dotato di viti antivandalo. All'interno del vano è alloggiato il gruppo di alimentazione in classe II

INSPECTION PORT

This lighting fixture is provided with an inspection port at the base of the post and is closed with vandalproof screws. The power unit class II – ballast – is enclosed in this inspection port

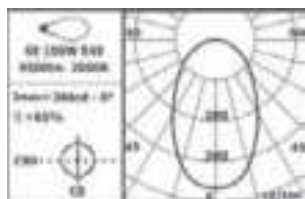
COMPARTIMENT D'INSPECTION

L'appareil est doté d'une ouverture d'inspection à la base du poteau qui est dotée de vis anti-vandalisme. L'intérieur du compartiment contient le groupe d'alimentation de classe II

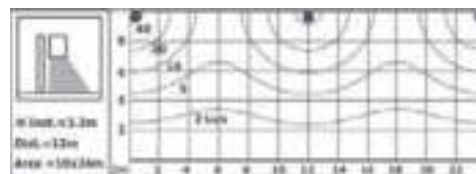


CURVE FOTOMETRICHE / PHOTOMETRIC DATA / COURBES PHOTOMÉTRIQUES

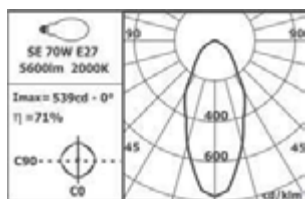
196F1/1S3.PS



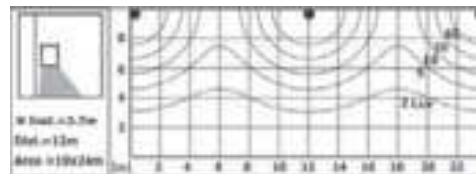
Co-180=51.2°				
	h	d	Em	E _{max}
	(m)	(m)	(lux)	(lux)
1	1,0	3670	5131	
2	2,0	917	1283	
3	2,8	408	570	
4	3,8	229	321	



196W1/1S2.PS



Co-180=43°				
	h	d	Em	E _{max}
	(m)	(m)	(lux)	(lux)
1	0,8	2137	3020	
2	1,6	534	755	
3	2,4	237	338	
4	3,2	134	189	





GILBERT



185

TIPO DIFFUSORE DIFFUSER TYPOLOGY - TYPE DE DIFFUSEUR



PT (STANDARD)
Policarbonato Trasparente
Transparent Polycarbonate
Polycarbonate transparent



PO (OPZIONALE OPTIONAL EN OPTION)
Policarbonato Opale
Opal Polycarbonate
Polycarbonate Opale

COLORI STANDARD STANDARD COLOURS - COULEURS CLASSIQUES

○	●	○	●	●	●	●	●
00	01	10	24	25	30	35	40
BIANCO PURO RAL 9016 PURE WHITE BLANC PUR	NERO RAL 9005 BLACK NOIR	BIANCO RAL 9010 WHITE BLANC	BRONZO BRONZE BRONZE	RUGGINE RUST ROUILLE	ANTRACITE ANTHRACITE ANTRACITE	ARDESIA SLATE ARDOISE	GRIGIO RAL 9006 GREY GRIS

COLORI SPECIALI SPECIAL COLOURS - COULEURS SPÉCIALES

●	●	●	●
02	03	04	05
NERO-ORO BLACK-GOLD NOIR-DORE	NERO-RAME BLACK-COPPER NOIR-CUIVRE	NERO-VERDE BLACK-GREEN NOIR-VERT	NERO-GRIGIO BLACK-GRY NOIR-GRIS

CARATTERISTICHE

STRUTTURA

Corpo Lampada / Base palo in pressofusione di alluminio Lega EN AB 46100
 Cappello in alluminio
 Braccio / Palo in pressofusione di alluminio Sez.sagomata Lega EN AB 46100
 Palo in alluminio estruso Sez.Tonda Lega EN-AW 6060
 Diffusore in Policarbonato stabilizzato UV GWT960°C cat.V2
 Dotazione: Viteria esterna in acciaio Inox A2
 Flangia di fissaggio con n°3 tirafondi da interrare (solo 185F2)
 Verniciatura in polvere poliesteri resistente alla corrosione e alle nebbie saline (ISO7523)

CABLAGGIO

Componentistica all'interno del corpo lampada

CARATTERISTICHE

Tipologia installazione: Parete, Palo
 Grado di protezione : IP43
 Classe di Isolamento I
 Installabile su superfici normalmente infiammabili
 Conforme alla Norma EN 60598 (CEI 34-21) e prescrizioni particolari

FEATURES

STRUCTURE

Lighting fixture body / Post base die-cast aluminium Alloy EN AB 46100
 Aluminium cap
 Arm / Post die-cast aluminium shaped section - Alloy EN AB 46100
 Post extruded aluminium with round section Ø50mm Alloy EN-AW 6060
 Diffuser polycarbonate UV stabilised GWT960°C cat.V2
 Fittings: A2 stainless steel exterior screw fixtures
 Fixture flange with n.3 anchor bolts to be cast-in (185F2 only)
 Polyester powder paint finish resistant to corrosion and sea mist (ISO72523)

WIRING

Electrics and wiring enclosed in lighting fixture body

FEATURES

Installation: Wall, Post
 Degree of protection: IP43
 Insulation class I
 Can be installed on flammable surfaces
 Conforms to the standard EN 60598 (CEI 34-21) and specific provisions

CARACTÉRISTIQUES

STRUCTURE

Corps de lampe / Base poteau en aluminium moulé sous pression Alliage EN AB 46100
 Abat-jour en aluminium
 Bras / Poteau en aluminium moulé sous pression Sec. profilée Alliage EN AB 46100
 Poteau en aluminium extrudé Sect. Ronde Alliage EN-AW 6060
 Diffuseur en polycarbonate stabilisé UV GWT960°C cat.V2
 Compris dans la fourniture :
 Visserie extérieure en acier Inox A2
 Bride de fixation avec 3 boulons d'ancrage à enterrer (uniquement 185F2)
 Peinture en poudre polyester résistant à la corrosion et aux brouillards salins (ISO7523)

CÂBLAGE

Composants à l'intérieur du corps de lampe

CARACTÉRISTIQUES

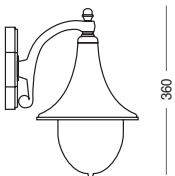
Type d'installation: au mur, avec poteau
 Degré de protection: IP43
 Classe d'isolement I
 Peut être installé sur des surfaces normalement inflammables
 Conforme à la norme EN 60598 (CEI 34-21) et prescriptions particulières

W0 185



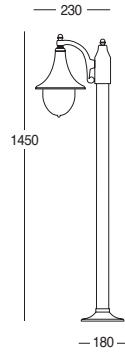
COD.	LAMP	V	W
185W0/1T1.PT	E27	250	75 max

— 290 —

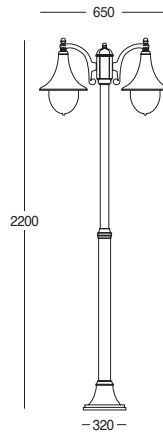


185W0.PT

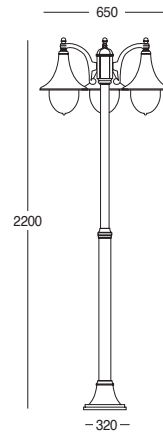
F1/1-F2/2-F2/3 185



185F1/1.PT*



185F2/2.PT*



185F2/3.PT*

* FISSAGGIO POSSIBILE SOLO CON FISHER (COMPRESI)
 FIXING POSSIBLE ONLY WITH FISHER (INCLUDED)
 FIXATION POSSIBLE UNIQUEMENT AVEC FISHER (INCLUS)



COD.	LAMP	V	W
185F1/1T1.PT			
185F2/2T1.PT	E27	250	75 max
185F2/3T1.PT			

BASILY



190



191

TIPO CAPPELLO

CAP TYPOLOGY - TYPE DE DIFFUSEUR - TYPE D'ABAT-JOUR



190

Cappello in alluminio verniciato nello stesso colore della lampada
Aluminum cap painted in the same color as the lamp
Couverture en aluminium peint de la même couleur que la lampe



191


Cappello in alluminio verniciato Ruggine .25
Aluminum cap painted Rust .25
Couverture en aluminium peint Rouille .25

TIPO DIFFUSORE

DIFFUSER TYPOLOGY - TYPE DE DIFFUSEUR



PT (STANDARD)
Policarbonato Trasparente
Transparent Polycarbonate
Polycarbonate transparent



PO (OPZIONALE OPTIONAL EN OPTION)
Policarbonato Opale
Opal Polycarbonate
Polycarbonate Opale

COLORI STANDARD STANDARD COLOURS - COULEURS CLASSIQUES

○	●	○	●	●	●	●	●
00	01	10	24	25	30	35	40
BIANCO PURO RAL 9016 PURE WHITE BLANC PUR	NERO RAL 9005 BLACK NOIR	BIANCO RAL 9010 WHITE BLANC	BRONZO BRONZE BRONZE	RUGGINE RUST ROUILLE	ANTRACITE ANTHRACITE ANTRACITE	ARDESIA SLATE ARDOISE	GRIGIO RAL 9006 GREY GRIS

COLORI SPECIALI SPECIAL COLOURS - COULEURS SPÉCIALES

●	●	●	●
02	03	04	05
NERO-ORO BLACK-GOLD NOIR-DORE	NERO-RAME BLACK-COPPER NOIR-CUIVRE	NERO-VERDE BLACK-GREEN NOIR-VERT	NERO-GRIGIO BLACK-GRY NOIR-GRIS

CARATTERISTICHE

STRUTTURA

Corpo Lampada / Base palo in pressofusione di alluminio Lega EN AB 46100
Cappello in alluminio
Braccio / Palo in pressofusione di alluminio Sez.sagomata Lega EN AB 46100
Palo in alluminio estruso Sez.Tonda Lega EN-AW 6060
Diffusore in Policarbonato stabilizzato UV GWT960°C cat.V2
Dotazione: Viteria esterna in acciaio Inox A2
Flangia di fissaggio con n°3 tirafondi da interrare (solo 190F3)
Verniciatura in polvere poliesteri resistente alla corrosione e alle nebbie saline (ISO7523)

CABLAGGIO

Componentistica all'interno del corpo lampada

CARATTERISTICHE

Tipologia installazione: Parete, Palo
Grado di protezione : IP43
Classe di Isolamento I
Installabile su superfici normalmente infiammabili
Conforme alla Norma EN 60598 (CEI 34-21) e prescrizioni particolari

FEATURES

STRUCTURE

Lighting fixture body / Post base die-cast aluminium Alloy EN AB 46100
Aluminium cap
Arm / Post die-cast aluminium shaped section - Alloy EN AB 46100
Post extruded aluminium with round section Ø50mm Alloy EN-AW 6060
Diffuser polycarbonate UV stabilised GWT960°C cat.V2
Fittings: A2 stainless steel exterior screw fixtures
Fixture flange with n.3 anchor bolts to be cast-in (185F2 only)
Polyester powder paint finish resistant to corrosion and sea mist (ISO72523)

WIRING

Electrics and wiring enclosed in lighting fixture body

FEATURES

Installation: Wall, Post
Degree of protection: IP43
Insulation class I
Can be installed on flammable surfaces
Conforms to the standard EN 60598 (CEI 34-21) and specific provisions

CARACTÉRISTIQUES

STRUCTURE

Corps de lampe / Base poteau en aluminium moulé sous pression Alliage EN AB 46100
Abat-jour en aluminium
Bras / Poteau en aluminium moulé sous pression Sec. profilée Alliage EN AB 46100
Poteau en aluminium extrudé Sect. Ronde Alliage EN-AW 6060
Diffuseur en polycarbonate stabilisé UV GWT960°C cat.V2
Compris dans la fourniture :
Visserie extérieure en acier Inox A2
Bride de fixation avec 3 boulons d'ancrage à enterrer (uniquement 190F3)
Peinture en poudre polyester résistant à la corrosion et aux brouillards salins (ISO7523)

CÂBLAGE

Composants à l'intérieur du corps de lampe

CARACTÉRISTIQUES

Type d'installation: au mur, avec poteau
Degré de protection: IP43
Classe d'isolement I
Peut être installé sur des surfaces normalement inflammables
Conforme à la norme EN 60598 (CEI 34-21) et prescriptions particulières

W0 190 - 191



190W0



191W0



COD.	LAMP	V	W
190W0/1T1.PT	E27	250	70 max
191W0/1T1.PT	E27	250	70 max

350

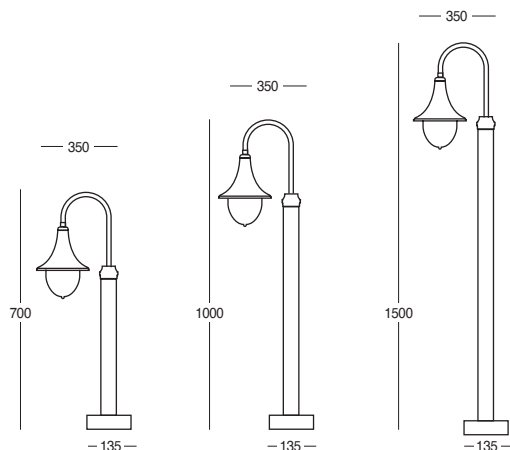


430

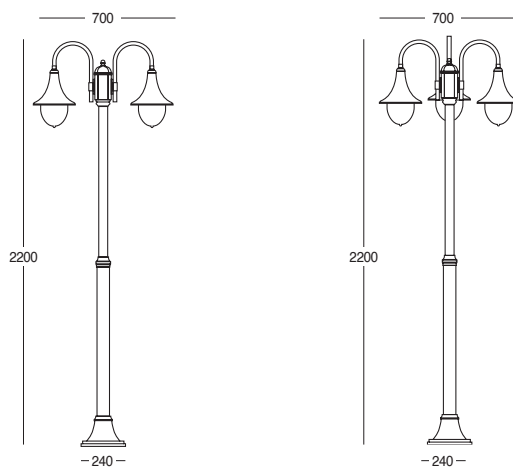
190W0.PT - 191W0.PT

F0-F2/1-F3/2-F3/3

190 - 191



190/F0/F1/F2.PT* 191/F0/F1/F2.PT*



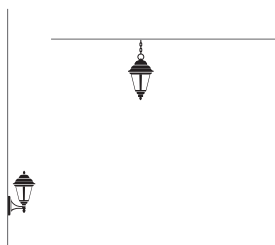
190F3/2.PT*
191F3/2.PT*

190F3/3.PT*
191F3/2.PT*

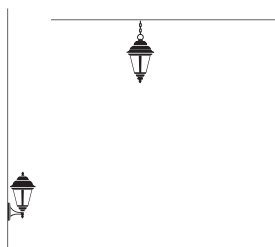
* FISSAGGIO POSSIBILE SOLO CON FISHER (COMPRESI)
FIXING POSSIBLE ONLY WITH FISHER (INCLUDED)
FIXATION POSSIBLE UNIQUEMENT AVEC FISHER (INCLUS)



COD.	LAMP	V	W
190F0/1T1.PT 190F1/1T1.PT 190F2/1T1.PT 190F3/2T1.PT 190F3/3T1.PT	E27	250	75 max
191F0/1T1.PT 191F1/1T1.PT 191F2/1T1.PT 191F3/2T1.PT 191F3/3T1.PT	E27	250	75 max



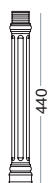
2901



2902

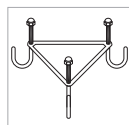
ACCESSORI OPZIONALI

OPTIONAL ACCESSORIES - ACCESSOIRES EN OPTION



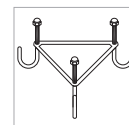
6047-A-1

Prolunga per palo
(2902-08/09/11)
Pole extension - Rallonge pour poteau



9978-A

Fissaggio a terra per pali
Ground fixing for poles
Fixation au sol pour poteaux
per base-for base-pour base 240x210 mm



9974-A

Fissaggio a terra per pali
Ground fixing for poles
Fixation au sol pour poteaux
per base-for base-pour base 260x230 mm

Vedi pagina 20 per ulteriori informazioni

See page 20 for more information - Voir page 20 pour plus d'informations

COLORI STANDARD STANDARD COLOURS - COULEURS CLASSIQUES

00	01	10	24	25	30	35	40
BIANCO PURO RAL 9016 PURE WHITE BLANC PUR	NERO RAL 9005 BLACK NOIR	BIANCO RAL 9010 WHITE BLANC	BRONZO BRONZE BRONZE	RUGGINE RUST ROUILLE	ANTRACITE ANTHRACITE ANTHRACITE	ARDESIA SLATE ARDOISE	GRIGIO RAL 9006 GREY GRIS

COLORI SPECIALI SPECIAL COLOURS - COULEURS SPÉCIALES

02	03	04	05
NERO-ORO BLACK-GOLD NOIR-DORÉ	NERO-RAME BLACK-COPPER NOIR-CUIVRE	NERO-VERDE BLACK-GREEN NOIR-VERT	NERO-GRIGIO BLACK-GRY NOIR-GRIS

CARATTERISTICHE

Lyra è un prodotto realizzato con materiali di altissima qualità che ne garantiscono un'ottima resa in esterno. Disponibile nelle versioni a parete, a soffitto ed a terra per una maggiore versatilità ed adattabilità di utilizzo, per soddisfare qualsiasi esigenza di ambientazione. Il diffusore di forma conica in policarbonato chiaro trasparente (disponibile, su richiesta, in policarbonato opale) propaga una luce omogenea e sempre ottimale. Su richiesta è possibile montare diffusori opale. Lyra è sinonimo di stile ed innovazione, in grado di rendere i vostri spazi esterni sofisticati e raffinati.

Installazione:

a parete, a soffitto, a terra

Componenti:

pressofusione di alluminio EN AB 46100, verniciato con polveri poliesteri ad elevata resistenza ai raggi UV e alla corrosione

Diffusori:

policarbonato chiaro trasparente opale (opzionale)

Portalamпада:

E27

Lampada non inclusa

Cablaggio:

tensione di rete 220-240V

Viterie:

acciaio inox

Isolamento:

Classe I

Normative:

conformità alle norme EN60598-1

Marchio:

CE

Accessori opzionali:

Triangolo per il fissaggio al terreno
5014-A (per base 260x230 mm) - 5016-A (per base 240x210 mm)
Tirante zincato per il fissaggio al terreno 3 x 5020-A
Bullone INOX per il fissaggio al terreno 3 x 5021-A
Prolunga per palo 6047-A-1

FEATURES

Lyra is a product made of high quality materials that guarantee excellent performance outdoors. Available in wall, ceiling and floor mount versions for greater versatility and adaptability this product can satisfy each and every setting requirement. The cone-shaped diffuser made of transparent polycarbonate (available on request in opal polycarbonate) ensures uniform and optimal distribution light. Opal diffusers can be assembled on request. Lyra is synonymous with style and innovation to make your outdoor areas stylish and sophisticated.

Fixing:

wall fixing, ceiling fixing, ground fixing

Components:

die cast aluminium EN AB 46100 painted with polyester powder UV ray and corrosion resistant

Diffusers:

clear polycarbonate opal (optional)

Lamp holder:

E27

Lamp not included

Wiring:

voltage 220-240V

Screws kit:

stainless steel

Insulation:

Class I

Norms:

manufactured in compliance with EN60598-1 norms

Mark:

CE

Optional Accessories:

Triangle for ground fixing
5014-A (for 260x230 mm base) - 5016-A (for 240x210 mm base)
Zinc-plated tie-rod for ground fixing 3 x 5020-A
INOX screw bolt for ground fixing 3 x 5021-A
Pole extension 6047-A-1

CARACTÉRISTIQUES

Lyra est un produit réalisé avec des matériaux de très grande qualité qui en garantissent un rendement optimal en extérieur. Disponible dans les versions pour fixation murale, au plafond ou au sol pour une plus grande versatilité et fiabilité d'utilisation, ce produit permet de satisfaire toutes les exigences d'agencement. Le diffuseur de forme conique en polycarbonate clair transparent (disponible, sur demande, en polycarbonate opale) propage une lumière homogène et toujours optimale. Il est possible de monter des diffuseurs opaques sur demande. Lyra est synonyme de style et innovation; ce produit est en mesure de rendre vos espaces extérieurs élégants et raffinés.

Installation:

au mur, au plafond, au sol

Composants:

aluminium moulé sous pression EN AB 46100, peint avec poudres polyester ayant une haute résistance aux rayons UV et à la corrosion

Diffuseurs:

Polycarbonate clair transparent opale (en option)

Douille de lampe:

E27

Ampoule non incluse

Câblage:

tension de réseau 220-240V

Visserie:

acier inox

Isolement:

Classe I

Réglementations:

Conformité avec les normes EN60598-1

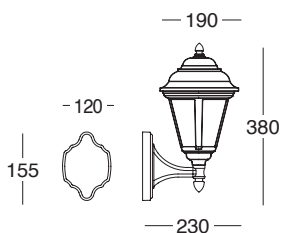
Marquage:

CE

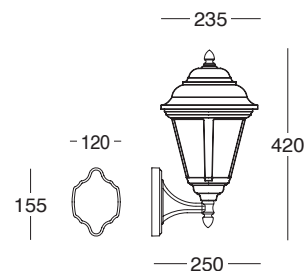
Accessoires en option:

Triangle pour la fixation au sol
5014-A (pour base 260x230 mm) - 5016-A (pour base 240x210 mm)
Tirant galvanisé pour fixation au sol 3 x 5020-A
Boulon INOX pour la fixation au sol 3 x 5021-A
Rallonge pour poteau 6047-A-1

03 2901-2902



2901-03

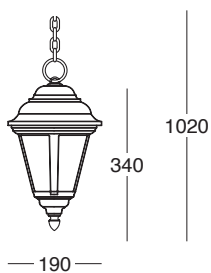


2902-03

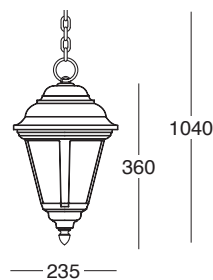


COD.	LAMP	V	W
2901-03...30 2902-03...30	E27	250	75 max

01 2901-2902



2901-01




2902-01

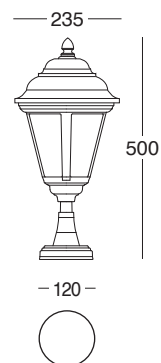


COD.	LAMP	V	W
2901-01...30 2902-01...30	E27	250	75 max

04 2901-2902



2901-04




2902-04



COD.	LAMP	V	W
2901-04...30 2902-04...30	E27	250	75 max

25 2902

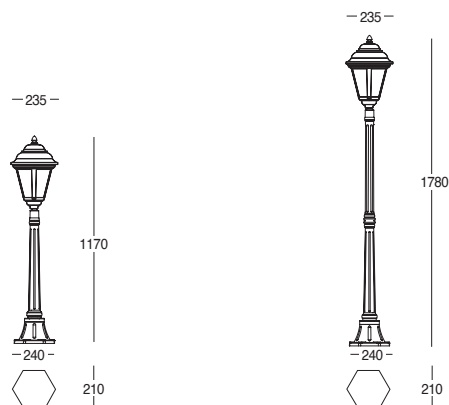


2902-25



COD.	LAMP	V	W
2902-25...30	E27	250	75 max

06-07 2902

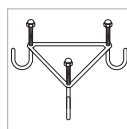


2902-06 * KIT 9978-A

2902-07 * KIT 9978-A

* FISSAGGIO A TERRA PER PALI (OPZIONALI)
GROUND FIXING FOR POLES (OPTIONAL)
FIXATION AU SOL POUR POTEAUX (EN OPTION)

per base-for base-pour base
240x210 mm

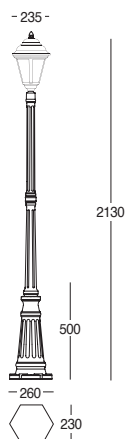


9978-A

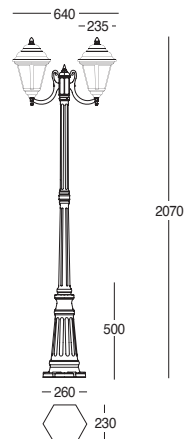


COD.	LAMP	V	W
2902-06...30	E27	250	75 max
2902-07...30			

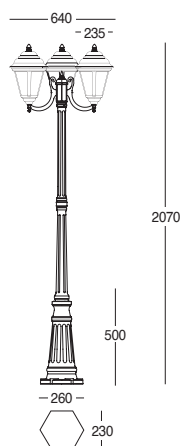
08-09-11 2902



2902-08 * KIT 9974-A



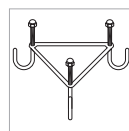
2902-09 * KIT 9974-A



2902-11 * KIT 9974-A

* FISSAGGIO A TERRA PER PALI (OPZIONALI)
GROUND FIXING FOR POLES (OPTIONAL)
FIXATION AU SOL POUR POTEAUX (EN OPTION)

per base-for base-pour base
260x230 mm



9974-A



COD.	LAMP	V	W
2902-08...30			
2902-09...30	E27	250	75 max
2902-11...30			

DOLPHIN

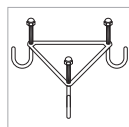


2902

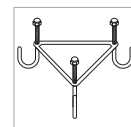
ACCESSORI OPZIONALI OPTIONAL ACCESSORIES - ACCESSOIRES EN OPTION

**6047-A-1**

Prolunga per palo
(2902-18/19/21)
Pole extension - Rallonge pour poteau

**9978-A**

Fissaggio a terra per pali
Ground fixing for poles
Fixation au sol pour poteaux
per base-for base-pour base 240x210 mm

**9974-A**

Fissaggio a terra per pali
Ground fixing for poles
Fixation au sol pour poteaux
per base-for base-pour base 260x230 mm

Vedi pagina 20 per ulteriori informazioni
See page 20 for more information - Voir page 20 pour plus d'informations

COLORI STANDARD STANDARD COLOURS - COULEURS CLASSIQUES

00	01	10	24	25	30	35	40
BIANCO PURO RAL 9016 PURE WHITE BLANC PUR	NERO RAL 9005 BLACK NOIR	BIANCO RAL 9010 WHITE BLANC	BRONZO BRONZE BRONZE	RUGGINE RUST ROUILLE	ANTRACITE ANTHRACITE ANTRACITE	ARDESIA SLATE ARDOISE	GRIGIO RAL 9006 GREY GRIS

COLORI SPECIALI SPECIAL COLOURS - COULEURS SPÉCIALES

02	03	04	05
NERO-ORO BLACK-GOLD NOIR-DORÉ	NERO-RAME BLACK-COPPER NOIR-CUIVRE	NERO-VERDE BLACK-GREEN NOIR-VERT	NERO-GRIGIO BLACK-GRY NOIR-GRIS

CARATTERISTICHE

Dolphin è un prodotto dagli alti standard qualitativi che lo rendono perfetto per un'elevata resa negli spazi esterni. Il diffusore in policarbonato chiaro trasparente, oppure su richiesta in policarbonato opale, garantisce una diffusione della luce sempre ottimale ed omogenea. L'eleganza delle forme e le possibilità di installazione disponibili (a parete, a soffitto, a terra) fanno di Dolphin un prodotto decisamente versatile ed adatto a qualsiasi tipo di ambientazione. Dolphin è il risultato dell'unione tra design ed efficienza tecnologica, in grado di ricreare un'atmosfera armoniosa e raffinata.

Installazione:

a parete, a soffitto, a terra

Componenti:

pressofusione di alluminio EN AB 46100, verniciato con polveri poliesteri ad elevata resistenza ai raggi UV e alla corrosione

Diffusori:

policarbonato chiaro trasparente
opale (opzionale)

Portalamпада:

E27
Lampada non inclusa

Cablaggio:

tensione di rete 220-240V

Viterie:

acciaio inox

Isolamento:

Classe I

Normative:

conformità alle norme EN60598-1

Marchio:

CE

Accessori opzionali:

Triangolo per il fissaggio al terreno
5014-A (per base 260x230 mm) - 5016-A (per base 240x210 mm)
Tirante zincato per il fissaggio al terreno 3 x 5020-A
Bullone INOX per il fissaggio al terreno 3 x 5021-A
Prolunga per palo 6047-A-1

FEATURES

Dolphin is a product offering high quality standards that make it perfect for optimal performance in outdoor areas. The diffuser made of clear polycarbonate (or on request in opal polycarbonate) guarantees a light diffusion which is constantly optimal and uniform. The elegance of design and installation options (wall, ceiling, floor mount) make Dolphin an incredibly versatile and adaptable to any type of setting. Dolphin is the result of combining design and technological efficiency, resulting in a harmonious and stylish setting.

Fixing:

wall fixing, ceiling fixing, ground fixing

Components:

die cast aluminium EN AB 46100 painted with polyester powder UV ray and corrosion resistant

Diffusers:

clear polycarbonate
opal (optional)

Lampholder:

E27
Lamp not included

Wiring:

voltage 220-240V

Screws kit:

stainless steel

Insulation:

Class I

Norms:

manufactured in compliance with EN60598-1 norms

Mark:

CE

Optional Accessories:

Triangle for ground fixing
5014-A (for 260x230 mm base) - 5016-A (for 240x210 mm base)
Zinc-plated tie-rod for ground fixing 3 x 5020-A
INOX screw bolt for ground fixing 3 x 5021-A
Pole extension 6047-A-1

CARACTÉRISTIQUES

Dolphin est un produit caractérisé par des standards de qualité élevés qui en font un produit parfait offrant d'excellentes prestations dans les espaces extérieurs. Le diffuseur en polycarbonate clair transparent ou, sur demande, en polycarbonate opale, garantit une propagation de la lumière toujours optimale et homogène. L'élégance des formes et les possibilités d'installation offerts (au mur, au plafond, au sol) font de Dolphin un produit particulièrement versatile et adapté à tout type d'agencement. Dolphin est le résultat de l'union entre design et efficacité technologique, en mesure de recréer une atmosphère harmonieuse et raffinée.

Installation:

au mur, au plafond, au sol

Composants:

aluminium moulé sous pression EN AB 46100, peint avec poudres polyester ayant une haute résistance aux rayons UV et à la corrosion

Diffuseurs:

Polycarbonate clair transparent
opale (en option)

Douille de lampe:

E27
Ampoule non incluse

Câblage:

tension de réseau 220-240V

Visserie:

acier inox

Isolement:

Classe I

Règlementations:

Conformité avec les normes EN60598-1

Marquage:

CE

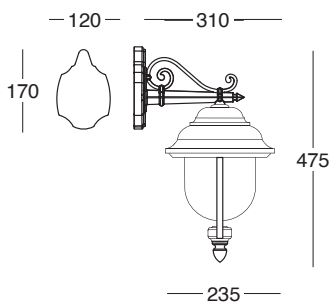
Accessoires en option:

Triangle pour la fixation au sol
5014-A (pour base 260x230 mm) - 5016-A (pour base 240x210 mm)
Tirant galvanisé pour fixation au sol 3 x 5020-A
Boulon INOX pour la fixation au sol 3 x 5021-A
Rallonge pour poteau 6047-A-1

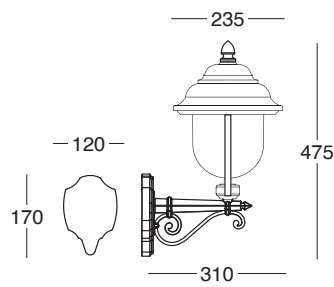
12-13 2902



COD.	LAMP	V	W
2902-12...30	E27	250	75 max
2902-13...30			

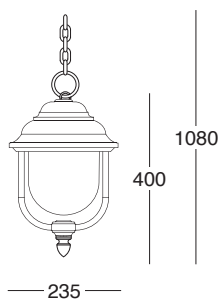


2902-12



2902-13

10 2902

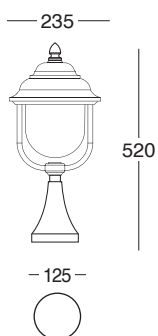


2902-10



COD.	LAMP	V	W
2902-10...30	E27	250	75 max

14 2902

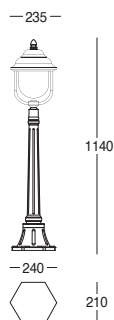


2902-14

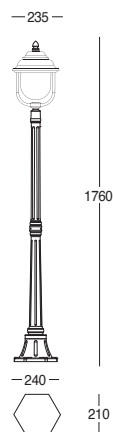


COD.	LAMP	V	W
2902-14...30	E27	250	75 max

16-17 2902



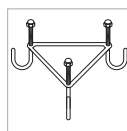
2902-16 * KIT 9978-A



2902-17 * KIT 9978-A

* FISSAGGIO A TERRA PER PALI (OPZIONALI)
GROUND FIXING FOR POLES (OPTIONAL)
FIXATION AU SOL POUR POTEAUX (EN OPTION)

per base-for base-pour base
240x210 mm

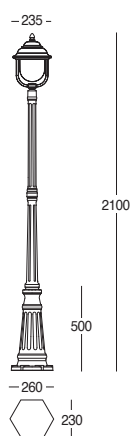


9978-A

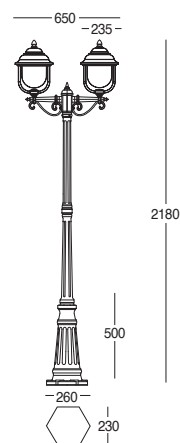


COD.	LAMP	V	W
2902-16...30	E27	250	75 max
2902-17...30			

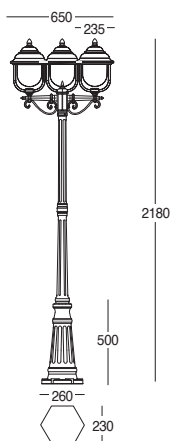
18-19-21 2902



2902-18 * KIT 9974-A



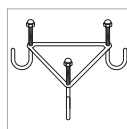
2902-19 * KIT 9974-A



2902-21 * KIT 9974-A

* FISSAGGIO A TERRA PER PALI (OPZIONALI)
GROUND FIXING FOR POLES (OPTIONAL)
FIXATION AU SOL POUR POTEAUX (EN OPTION)

per base-for base-pour base
260x230 mm



9974-A



COD.	LAMP	V	W
2902-18...30			
2902-19...30	E27	250	75 max
2902-21...30			



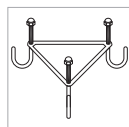
2922

ACCESSORI OPZIONALI

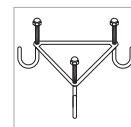
OPTIONAL ACCESSORIES - ACCESSOIRES EN OPTION

**6047-A-1**

Prolunga per palo
(2922-08/09/11)
Pole extension - Rallonge pour poteau

**9978-A**

Fissaggio a terra per pali
Ground fixing for poles
Fixation au sol pour poteaux
per base-for base-pour base 240x210 mm

**9974-A**

Fissaggio a terra per pali
Ground fixing for poles
Fixation au sol pour poteaux
per base-for base-pour base 260x230 mm

Vedi pagina 20 per ulteriori informazioni
See page 20 for more information - Voir page 20 pour plus d'informations

COLORI STANDARD STANDARD COLOURS - COULEURS CLASSIQUES

00	01	10	24	25	30	35	40
BIANCO PURO RAL 9016 PURE WHITE BLANC PUR	NERO RAL 9005 BLACK NOIR	BIANCO RAL 9010 WHITE BLANC	BRONZO BRONZE BRONZE	RUGGINE RUST ROUILLE	ANTRACITE ANTHRACITE ANTHRACITE	ARDESIA SLATE ARDOISE	GRIGIO RAL 9006 GREY GRIS

COLORI SPECIALI SPECIAL COLOURS - COULEURS SPÉCIALES

02	03	04	05
NERO-ORO BLACK-GOLD NOIR-DORE	NERO-RAME BLACK-COPPER NOIR-CUIVRE	NERO-VERDE BLACK-GREEN NOIR-VERT	NERO-GRIGIO BLACK-GRAY NOIR-GRIS

CARATTERISTICHE

L'elevata qualità dei materiali fa di Apus un prodotto estremamente affidabile per l'utilizzo in esterno. La possibilità di installazione a parete, a soffitto ed a terra lo rende un prodotto versatile ed adattabile ad ogni esigenza di ambientazione. Il diffusore in policarbonato chiaro trasparente (disponibile, su richiesta, in policarbonato opale) assicura una propagazione della luce sempre omogenea ed ottimale. La ricercatezza delle sue forme e l'elevato standard di produzione renderanno i vostri spazi esterni eleganti ed armoniosi. Apus è il perfetto connubio tra stile ed innovazione.

Installazione:

a parete, a soffitto, a terra

Componenti:

pressofusione di alluminio EN AB 46100, verniciato con polveri poliesteri ad elevata resistenza ai raggi UV e alla corrosione

Diffusori:

policarbonato chiaro trasparente
opale (opzionale)

Portalamпада:

E27

Lampada non inclusa

Cablaggio:

tensione di rete 220-240V

Viterie:

acciaio inox

Isolamento:

Classe I

Normative:

conformità alle norme EN60598-1

Marchio:

CE

Accessori opzionali:

Triangolo per il fissaggio al terreno
5014-A (per base 260x230 mm) - 5016-A (per base 240x210 mm)
Tirante zincato per il fissaggio al terreno 3 x 5020-A
Bullone INOX per il fissaggio al terreno 3 x 5021-A
Prolunga per palo 6047-A-1

FEATURES

The high quality materials makes Apus an extremely reliable product for outdoor use. The options of wall, ceiling and floor mount installations makes it versatile and adaptable for every setting. The transparent polycarbonate diffuser (available on request in opal polycarbonate) ensures a constantly uniform and optimal distribution of light. The carefully researched designs and high standard of production will make your outdoor spaces elegant and harmonious. Apus is the perfect combination of style and innovation.

Fixing:

wall fixing, ceiling fixing, ground fixing

Components:

die cast aluminium EN AB 46100 painted with polyester powder UV ray and corrosion resistant

Diffusers:

clear polycarbonate
opal (optional)

Lampholder:

E27

Lamp not included

Wiring:

voltage 220-240V

Screws kit:

stainless steel

Insulation:

Class I

Norms:

manufactured in compliance with EN60598-1 norms

Mark:

CE

Optional Accessories:

Triangle for ground fixing
5014-A (for 260x230 mm base) - 5016-A (for 240x210 mm base)
Zinc-plated tie-rod for ground fixing 3 x 5020-A
INOX screw bolt for ground fixing 3 x 5021-A
Pole extension 6047-A-1

CARACTÉRISTIQUES

La grande qualité de ses matériaux fait d'Apus un produit extrêmement fiable pour une utilisation en extérieur. Grâce à la possibilité de l'installer au mur, au plafond et au sol, Apus est un produit versatile capable de s'adapter à tout type d'agencement. Le diffuseur en polycarbonate clair transparent (disponible, sur demande, en polycarbonate opale) garantit une propagation de la lumière toujours homogène et optimale. Ses formes recherchées et le standard de production élevé confèrent à vos espaces extérieurs harmonie et élégance. Apus est le mariage parfait entre style et innovation.

Installation:

au mur, au plafond, au sol

Composants:

aluminium moulé sous pression EN AB 46100, peint avec poudres polyester ayant une haute résistance aux rayons UV et à la corrosion

Diffuseurs:

Polycarbonate clair transparent
opale (en option)

Douille de lampe:

E27

Ampoule non incluse

Câblage:

tension de réseau 220-240V

Visserie:

acier inox

Isolement:

Classe I

Règlementations:

Conformité avec les normes EN60598-1

Marquage:

CE

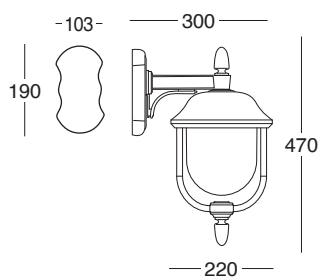
Accessoires en option:

Triangle pour la fixation au sol
5014-A (pour base 260x230 mm) - 5016-A (pour base 240x210 mm)
Tirant galvanisé pour fixation au sol 3 x 5020-A
Boulon INOX pour la fixation au sol 3 x 5021-A
Rallonge pour poteau 6047-A-1

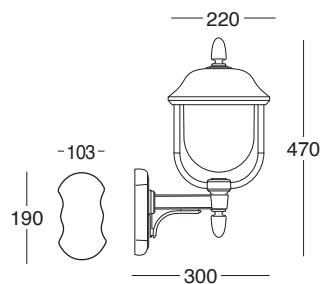
02-03 2922



COD.	LAMP	V	W
2922-02...30	E27	250	75 max
2922-03...30			

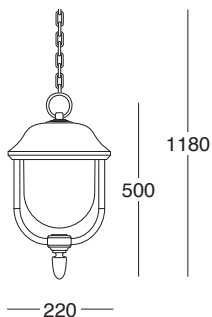


2922-02



2922-03

01 2922

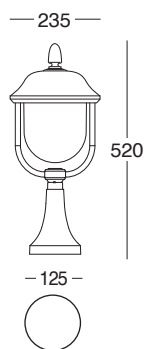


2922-01



COD.	LAMP	V	W
2922-01...30	E27	250	75 max

04 2922

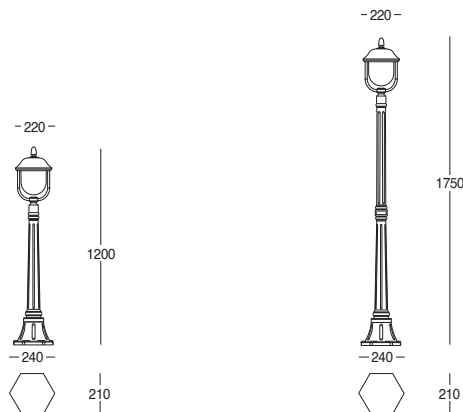


2922-04



COD.	LAMP	V	W
2922-04...30	E27	250	75 max

06-07 2922

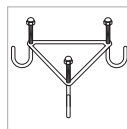


2922-06 * KIT 9978-A

2922-07 * KIT 9978-A

* FISSAGGIO A TERRA PER PALI (OPZIONALI)
 GROUND FIXING FOR POLES (OPTIONAL)
 FIXATION AU SOL POUR POTEAUX (EN OPTION)

per base-for base-pour base
 240x210 mm

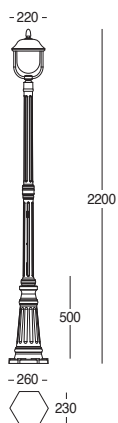


9978-A

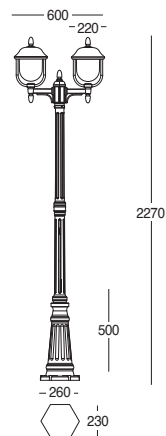


COD.	LAMP	V	W
2922-06...30	E27	250	75 max
2922-07...30			

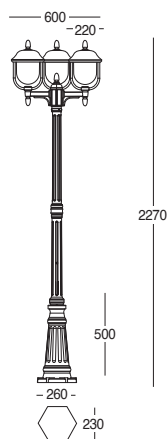
08-09-11 2922



2922-08 * KIT 9974-A



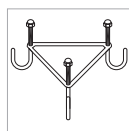
2922-09 * KIT 9974-A



2922-11 * KIT 9974-A

* FISSAGGIO A TERRA PER PALI (OPZIONALI)
GROUND FIXING FOR POLES (OPTIONAL)
FIXATION AU SOL POUR POTEAUX (EN OPTION)

per base-for base-pour base
260x230 mm




9974-A



COD.	LAMP	V	W
2922-08...30			
2922-09...30	E27	250	75 max
2922-11...30			

ANTLIA

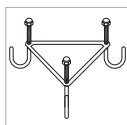


2802

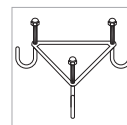
ACCESSORI OPZIONALI OPTIONAL ACCESSORIES - ACCESSOIRES EN OPTION

**6047-A-1**

Prolunga per palo
(2802-08/09/11)
Pole extension - Rallonge pour poteau

**9978-A**

Fissaggio a terra per pali
Ground fixing for poles
Fixation au sol pour poteaux
per base-for base-pour base 240x210 mm

**9974-A**

Fissaggio a terra per pali
Ground fixing for poles
Fixation au sol pour poteaux
per base-for base-pour base 260x230 mm

Vedi pagina 20 per ulteriori informazioni
See page 20 for more information - Voir page 20 pour plus d'informations

COLORI STANDARD STANDARD COLOURS - COULEURS CLASSIQUES

○	●	○	●	●	●	●	●
00	01	10	24	25	30	35	40
BIANCO PURO RAL 9016 PURE WHITE BLANC PUR	NERO RAL 9005 BLACK NOIR	BIANCO RAL 9010 WHITE BLANC	BRONZO BRONZE BRONZE	RUGGINE RUST ROUILLE	ANTRACITE ANTHRACITE ANTRACITE	ARDESIA SLATE ARDOISE	GRIGIO RAL 9006 GREY GRIS

COLORI SPECIALI SPECIAL COLOURS - COULEURS SPÉCIALES

●	●	●	●
02	03	04	05
NERO-ORO BLACK-GOLD NOIR-DORÉ	NERO-RAME BLACK-COPPER NOIR-CUIVRE	NERO-VERDE BLACK-GREEN NOIR-VERT	NERO-GRIGIO BLACK-GRY NOIR-GRIS

CARATTERISTICHE

Forme raffinate ed elevata qualità dei materiali rendono Antlia un prodotto perfetto per l'utilizzo negli spazi esterni. Versatile ed adattabile ad ogni esigenza di ambientazione, grazie alla possibilità di tre tipi di installazione: a parete, a soffitto ed a terra. Il diffusore è realizzato in policarbonato chiaro trasparente e garantisce una diffusione della luce sempre ottimale ed omogenea. Ricercato ed elegante, vestirà i vostri ambienti esterni di stile e vi assicurerà una resa costante nel tempo.

Installazione:

a parete, a soffitto, a terra

Componenti:

pressofusione di alluminio EN AB 46100, verniciato con polveri poliesteri ad elevata resistenza ai raggi UV e alla corrosione

Diffusori:

policarbonato chiaro trasparente

Portalampada:

E27

Lampada non inclusa

Cablaggio:

tensione di rete 220-240V

Viterie:

acciaio inox

Isolamento:

Classe I

Normative:

conformità alle norme EN60598-1

Marchio:

CE

Accessori opzionali:

Triangolo per il fissaggio al terreno 5014-A (per base 260x230 mm)
5016-A (per base 240x210 mm)

Tirante zincato per il fissaggio al terreno 3 x 5020-A

Bullone INOX per il fissaggio al terreno 3 x 5021-A

Prolunga per palo 6047-A-1

FEATURES

Stylish design and high quality materials make Antlia a perfect product for use in outdoor spaces. Versatile and adaptable to every setting demand thanks to three installation options: wall, ceiling and floor mount. The diffuser is made from clear polycarbonate and guarantees a constantly optimal and uniform diffusion of light. Carefully designed and elegant, it will dress up your outdoor areas in style and ensure long-lasting performance.

Fixing:

wall fixing, ceiling fixing, ground fixing

Components:

die cast aluminium EN AB 46100 painted with polyester powder UV ray and corrosion resistant

Diffusers:

clear polycarbonate

Lampholder:

E27

Lamp not included

Wiring:

voltage 220-240V

Screws kit:

stainless steel

Insulation:

Class I

Norms:

manufactured in compliance with EN60598-1 norms

Mark:

CE

Optional Accessories:

Triangle for ground fixing 5014-A (for 260x230 mm base)

5016-A (for 240x210 mm base)

Zinc-plated tie-rod for ground fixing 3 x 5020-A

INOX screw bolt for ground fixing 3 x 5021-A

Pole extension 6047-A-1

CARACTÉRISTIQUES

Ses formes raffinées et la grande qualité des matériaux utilisés font d'Antlia un produit parfait pour une utilisation dans des espaces extérieurs. Il est versatile et s'adapte à toutes les exigences d'agencement, grâce à ses trois configurations d'installation possibles : au mur, au plafond et au sol. Le diffuseur est réalisé en polycarbonate clair transparent et garantit une diffusion de la lumière toujours optimale et homogène. Recherché et élégant, il habillera vos espaces extérieurs avec style et vous garantira des performances constantes à long terme.

Installation:

au mur, au plafond, au sol

Composants:

aluminium moulé sous pression EN AB 46100, peint avec poudres polyester ayant une haute résistance aux rayons UV et à la corrosion

Diffuseurs:

Policarbonate clair transparent

Douille de lampe:

E27

Ampoule non incluse

Câblage:

tension de réseau 220-240V

Visserie:

acier inox

Isolement:

Classe I

Réglementations:

Conformité avec les normes EN60598-1

Marquage:

CE

Accessoires en option:

Triangle pour fixation au sol 5014-A (pour base 260x230 mm)

5016-A (pour base 240x210 mm)

Tirant galvanisé pour fixation au sol 3 x 5020-A

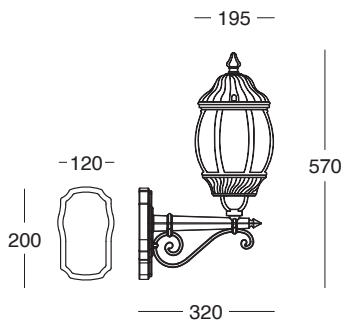
Boulon INOX pour la fixation au sol 3 x 5021-A

Rallonge pour poteau 6047-A-1


03 2802



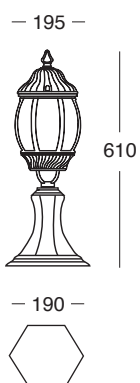
COD.	LAMP	V	W
2802-03...30	E27	250	75 max



2802-03

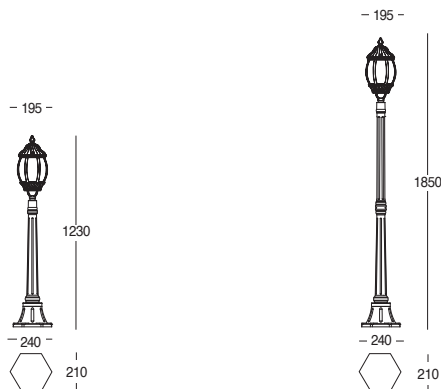
01 2802**2802-01**

COD.	LAMP	V	W
2802-01...30	E27	250	75 max

04 2802**2802-04**

COD.	LAMP	V	W
2802-04...30	E27	250	75 max

06-07 2802

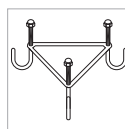


2802-06 * KIT 9978-A

2802-07 * KIT 9978-A

* FISSAGGIO A TERRA PER PALI (OPZIONALI)
GROUND FIXING FOR POLES (OPTIONAL)
FIXATION AU SOL POUR POTEAUX (EN OPTION)

per base-for base-pour base
240x210 mm

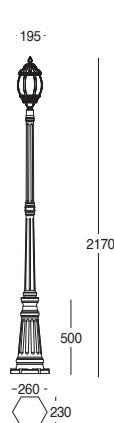


9978-A

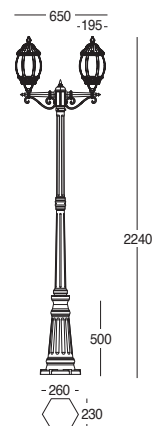


COD.	LAMP	V	W
2802-06...30	E27	250	75 max
2802-07...30			

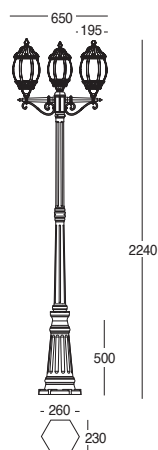
08-09-11 2802



2802-08 * KIT 9974-A



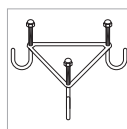
2802-09 * KIT 9974-A



2802-11 * KIT 9974-A

* FISSAGGIO A TERRA PER PALI (OPZIONALI)
GROUND FIXING FOR POLES (OPTIONAL)
FIXATION AU SOL POUR POTEAUX (EN OPTION)

per base-for base-pour base
260x230 mm



9974-A



COD.	LAMP	V	W
2802-08...30			
2802-09...30	E27	250	75 max
2802-11...30			

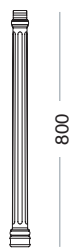
AURIGA



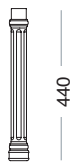
2802

ACCESSORI OPZIONALI

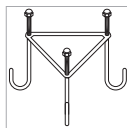
OPTIONAL ACCESSORIES - ACCESSOIRES EN OPTION



800



440



6048-A-1

Sostituisce il 6048-A
(2802-18/19/21)
Replaces 6048
Remplace 6048

6047-A

Prolunga per palo
(2802-18/19/21)
Pole extension
Rallonge pour poteau

9975-A

Fissaggio a terra per pali
Ground fixing for poles
Fixation au sol pour poteaux
per base-for base-pour base 325x285 mm

Vedi pagina 20 per ulteriori informazioni

See page 20 for more information - Voir page 20 pour plus d'informations

COLORI STANDARD STANDARD COLOURS - COULEURS CLASSIQUES

00	01	10	24	25	30	35	40
BIANCO PURO RAL 9016 PURE WHITE BLANC PUR	NERO RAL 9005 BLACK NOIR	BIANCO RAL 9010 WHITE BLANC	BRONZO BRONZE BRONZE	RUGGINE RUST ROUILLE	ANTRACITE ANTHRACITE ANTRACITE	ARDESIA SLATE ARDOISE	GRIGIO RAL 9006 GREY GRIS

COLORI SPECIALI SPECIAL COLOURS - COULEURS SPÉCIALES

02	03	04	05
NERO-ORO BLACK-GOLD NOIR-DORE	NERO-RAME BLACK-COPPER NOIR-CUIVRE	NERO-VERDE BLACK-GREEN NOIR-VERT	NERO-GRIGIO BLACK-GRY NOIR-GRIS

CARATTERISTICHE

Classico ed elegante, Auriga è un prodotto realizzato con materiali di elevata qualità che lo rendono estremamente affidabile per l'utilizzo in esterno. Disponibile per installazione a parete ed a terra, Auriga si adatterà perfettamente ad ogni esigenza di ambientazione. Il diffusore in policarbonato chiaro trasparente assicura una propagazione omogenea e sempre ottimale della luce. Auriga renderà i vostri spazi esterni armoniosi ed eleganti e garantirà durata ed efficienza nel tempo.

Installazione:

a parete, a terra

Componenti:

pressofusione di alluminio EN AB 46100, verniciato con polveri poliesteri ad elevata resistenza ai raggi UV e alla corrosione

Diffusori:

policarbonato chiaro trasparente

Portalamпада:

E27

Lampada non inclusa

Cablaggio:

tensione di rete 220-240V

Viterie:

acciaio inox

Isolamento:

Classe I

Normative:

conformità alle norme EN60598-1

Marchio:

CE

Accessori opzionali:

Triangolo per il fissaggio al terreno 5015-A (per base 325x285 mm)

Tirante zincato per il fissaggio al terreno 3 x 5020-A

Bullone INOX per il fissaggio al terreno 3 x 5021-A

Prolunga per palo 6047-A-1

FEATURES

Auriga is a classic and elegant product made from high quality materials that ensure it is extremely reliable for outdoor use. Available for wall and floor mount installation, Auriga can adapt perfectly to every setting requirement. The clear polycarbonate diffuser ensures a uniform and constantly optimal distribution of light. Auriga will make your outdoor space harmonious and elegant while ensuring lasting efficiency over time.

Fixing:

wall fixing, ground fixing

Components:

die cast aluminium EN AB 46100 painted with polyester powder UV ray and corrosion resistant

Diffusers:

clear polycarbonate

Lampholder:

E27

Lamp not included

Wiring:

voltage 220-240V

Screws kit:

stainless steel

Insulation:

Class I

Norms:

manufactured in compliance with EN60598-1 norms

Mark:

CE

Optional Accessories:

Triangle for ground fixing 5015-A (for 325x285 mm base)

Zinc-plated tie-rod for ground fixing 3 x 5020-A

INOX screw bolt for ground fixing 3 x 5021-A

Pole extension 6047-A-1

CARACTÉRISTIQUES

Classique et élégant, Auriga est réalisé avec des matériaux de grande qualité pour créer un produit extrêmement fiable pour une utilisation en extérieur. Disponible pour installation au mur et au sol, Auriga s'adaptera parfaitement à tout type d'atmosphère. Le diffuseur en polycarbonate clair transparent garantit une propagation homogène et toujours optimale de la lumière. Auriga rendra vos espaces extérieurs élégants tout en garantissant une grande durabilité et une grande efficacité au fil du temps.

Installation:

au mur, au sol

Composants:

aluminium moulé sous pression EN AB 46100, peint avec poudres polyester ayant une haute résistance aux rayons UV et à la corrosion

Diffuseurs:

Polycarbonate clair transparent

Douille de lampe:

E27

Ampoule non incluse

Câblage:

tension de réseau 220-240V

Visserie:

acier inox

Isolement:

Classe I

Réglementations:

Conformité avec les normes EN60598-1

Marquage:

CE

Accessoires en option:

Triangle pour fixation au sol 5015-A (pour base 325x285 mm)

Tirant galvanisé pour fixation au sol 3 x 5020-A

Boulon INOX pour la fixation au sol 3 x 5021-A

Rallonge pour poteau 6047-A-1

13 2802



COD.

LAMP

V

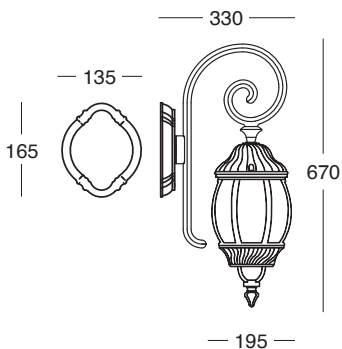
W

2802-13...30

E27

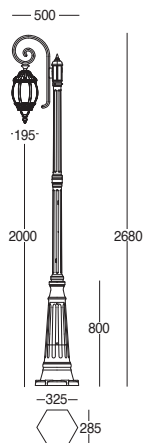
250

75 max

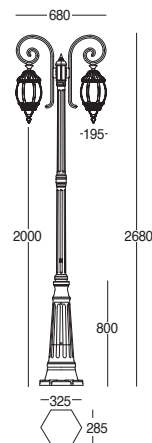


2802-13

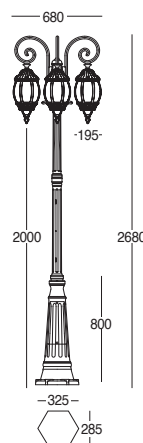
18-19-21 2802



2802-18 * KIT 9975-A



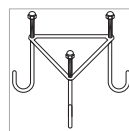
2802-19 * KIT 9975-A



2802-21 * KIT 9975-A

* FISSAGGIO A TERRA PER PALI (OPZIONALI)
GROUND FIXING FOR POLES (OPTIONAL)
FIXATION AU SOL POUR POTEAUX (EN OPTION)

per base-for base-pour base
325x285 mm




9975-A



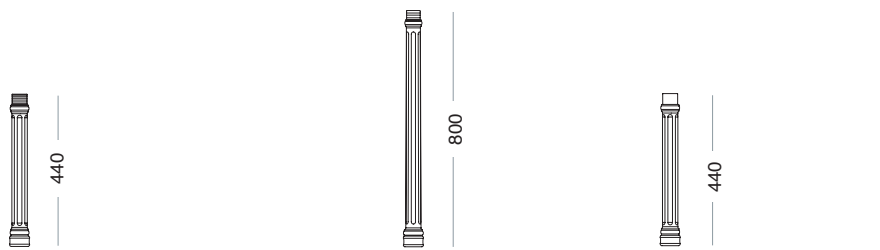
COD.	LAMP	V	W
2802-18...30			
2802-19...30	E27	250	75 max
2802-21...30			

CENTAURUS



ACCESSORI OPZIONALI

OPTIONAL ACCESSORIES - ACCESSOIRES EN OPTION



6047-A-1

Prolunga per palo
(2803-08/09/11)
Pole extension
Rallonge pour poteau

6048-A-1

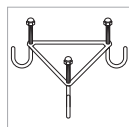
Sostituisce il 6048-A
(2804-08/09/11)
Replaces 6048
Remplace 6048

6047-A

Prolunga per palo
(2804-08/09/11)
Pole extension
Rallonge pour poteau

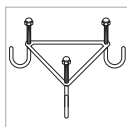
Vedi pagina 20 per ulteriori informazioni

See page 20 for more information - Voir page 20 pour plus d'informations



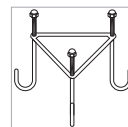
9978-A

Fissaggio a terra per pali
Ground fixing for poles
Fixation au sol pour poteaux
per base-for base-pour base 240x210 mm



9974-A

Fissaggio a terra per pali
Ground fixing for poles
Fixation au sol pour poteaux
per base-for base-pour base 260x230 mm



9975-A

Fissaggio a terra per pali
Ground fixing for poles
Fixation au sol pour poteaux
per base-for base-pour base 325x285 mm



COLORI STANDARD STANDARD COLOURS - COULEURS CLASSIQUES

00	01	10	24	25	30	35	40
BIANCO PURO RAL 9016 PURE WHITE BLANC PUR	NERO RAL 9005 BLACK NOIR	BIANCO RAL 9010 WHITE BLANC	BRONZO BRONZE BRONZE	RUGGINE RUST ROUILLE	ANTRACITE ANTHRACITE ANTRACITE	ARDESIA SLATE ARDOISE	GRIGIO RAL 9006 GREY GRIS

COLORI SPECIALI SPECIAL COLOURS - COULEURS SPÉCIALES

02	03	04	05
NERO-ORO BLACK-GOLD NOIR-DORÉ	NERO-RAME BLACK-COPPER NOIR-CUIVRE	NERO-VERDE BLACK-GREEN NOIR-VERT	NERO-GRIGIO BLACK-GRY NOIR-GRIS

CARATTERISTICHE

Realizzato con materiali di elevata qualità, Centaurus risulta eccellente ed affidabile per l'utilizzo in esterno. Disponibile per due tipi di installazione (a parete ed a terra), Centaurus è un prodotto versatile ed adattabile ad ogni esigenza di ambientazione che renderà i vostri spazi esterni eleganti e ricercati. Il diffusore in policarbonato chiaro trasparente garantisce una propagazione ottimale e sempre omogenea della luce. Centaurus è il risultato dell'unione tra design ed efficienza tecnologica, adatto per chi ricerca eleganza di forme ed affidabilità di resa.

Installazione:

a parete, a terra

Componenti:

pressofusione di alluminio EN AB 46100, verniciato con polveri poliesteri ad elevata resistenza ai raggi UV e alla corrosione

Diffusori:

policarbonato chiaro trasparente

Portalampana:

E27

Lampada non inclusa

Cablaggio:

tensione di rete 220-240V

Viterie:

acciaio inox

Isolamento:

Classe I

Normative:

conformità alle norme EN60598-1

Marchio:

CE

Accessori opzionali:

Triangolo per il fissaggio al terreno 5014-A (per base 260x230 mm)

5016-A (per base 240x210 mm)

Tirante zincato per il fissaggio al terreno 3 x 5020-A

Bullone INOX per il fissaggio al terreno 3 x 5021-A

Prolunga per palo 6047-A-1

FEATURES

Made from high quality materials, Centaurus is excellent and reliable for outdoor use. Centaurus is available with two installation options (wall and floor mount) making it a versatile product adaptable to all setting requirements. The perfect light for a chic and elegant outdoor space. The clear polycarbonate diffuser guarantees an optimal and constantly uniform distribution of light. Centaurus is the result of combining design and technological efficiency, perfect for those seeking style and reliable performance.

Fixing:

wall fixing, ground fixing

Components:

die cast aluminium EN AB 46100 painted with polyester powder UV ray and corrosion resistant

Diffusers:

clear polycarbonate

Lampholder:

E27

Lamp not included

Wiring:

voltage 220-240V

Screws kit:

stainless steel

Insulation:

Class I

Norms:

manufactured in compliance with EN60598-1 norms

Mark:

CE

Optional Accessories:

Triangle for ground fixing 5014-A (for 260x230 mm base)

5016-A (for 240x210 mm base)

Zinc-plated tie-rod for ground fixing 3 x 5020-A

INOX screw bolt for ground fixing 3 x 5021-A

Pole extension 6047-A-1

CARACTÉRISTIQUES

Réalisé avec des matériaux de grande qualité, Centaurus s'avère être un produit excellent et extrêmement fiable pour une utilisation en extérieur. Disponible dans deux types de configuration (au mur et au sol), Centaurus est un produit versatile capable de s'adapter à tout type d'agencement pour rendre vos espaces extérieurs élégants et raffinés. Le diffuseur en polycarbonate clair transparent garantit une propagation optimale et toujours homogène de la lumière. Centaurus est le résultat de l'union entre design et performances technologiques, parfait pour tous ceux qui recherchent l'élégance des formes et des performances fiables.

Installation:

au mur, au sol

Composants:

aluminium moulé sous pression EN AB 46100, peint avec poudres polyester ayant une haute résistance aux rayons UV et à la corrosion

Diffuseurs:

Polycarbonate clair transparent

Douille de lampe:

E27

Ampoule non incluse

Câblage:

tension de réseau 220-240V

Visserie:

acier inox

Isolament:

Classe I

Règlementations:

Conformité avec les normes EN60598-1

Marquage:

CE

Accessoires en option:

Triangle pour fixation au sol 5014-A (pour base 260x230 mm)

5016-A (pour base 240x210 mm)

Tirant galvanisé pour fixation au sol 3 x 5020-A

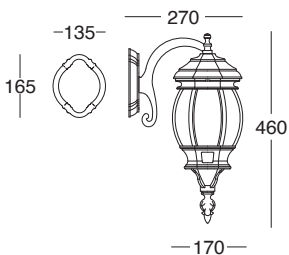
Boulon INOX pour la fixation au sol 3 x 5021-A

Rallonge pour poteau 6047-A-1

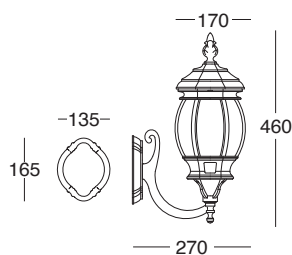
02-03 2803-2804



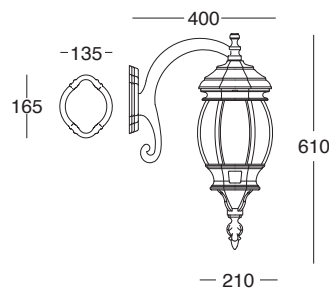
COD.	LAMP	V	W
2803-02...30			
2803-03...30	E27	250	75 max
2804-02...30			
2804-03...30			



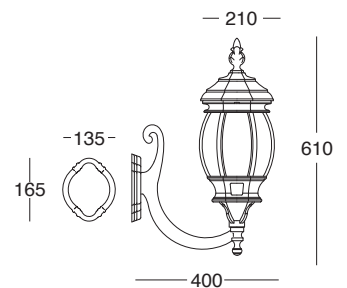
2803-02



2803-03




2804-02



2804-03

01 2803

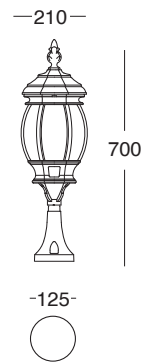
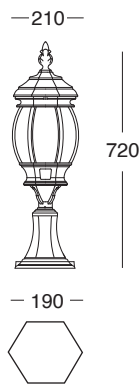
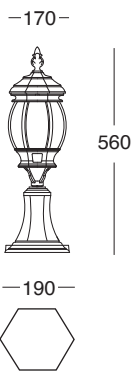


2803-01



COD.	LAMP	V	W
2803-01...30	E27	250	75 max

04-14 2803-2804



2803-04

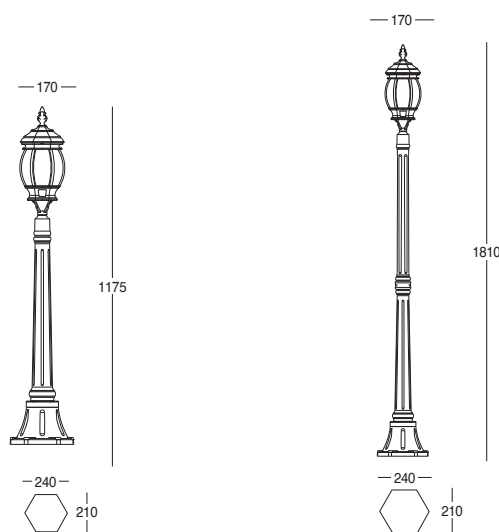
2804-04

2804-14



COD.	LAMP	V	W
2803-04...30	E27	250	75 max
2804-04...30			
2804-14...30			

06-07 2803

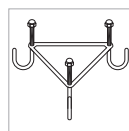


2803-06 * KIT 9978-A

2803-07 * KIT 9978-A

* FISSAGGIO A TERRA PER PALI (OPZIONALI)
 GROUND FIXING FOR POLES (OPTIONAL)
 FIXATION AU SOL POUR POTEAUX (EN OPTION)

per base-for base-pour base
 240x210 mm

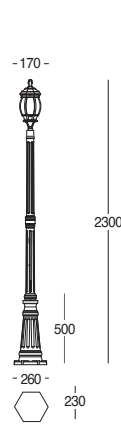


9978-A

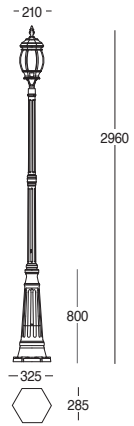


COD.	LAMP	V	W
2803-06...30	E27	250	75 max
2803-07...30			

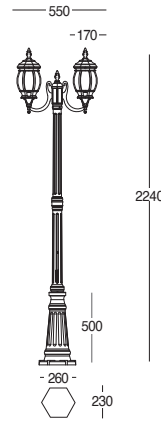
08-09 2803-2804



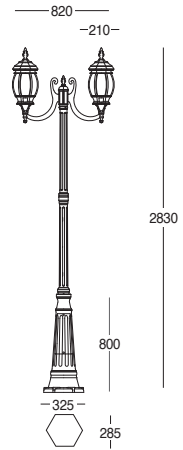
2803-08 * KIT 9974-A



2804-08 * KIT 9975-A



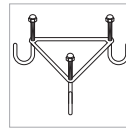
2803-09 * KIT 9974-A



2804-09 * KIT 9975-A

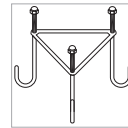
* FISSAGGIO A TERRA PER PALI (OPZIONALI)
GROUND FIXING FOR POLES (OPTIONAL)
FIXATION AU SOL POUR POTEAUX (EN OPTION)

per base-for base-pour base
260x230 mm



9974-A

per base-for base-pour base
325x285 mm

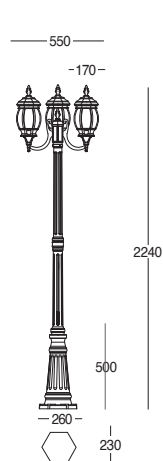


9975-A

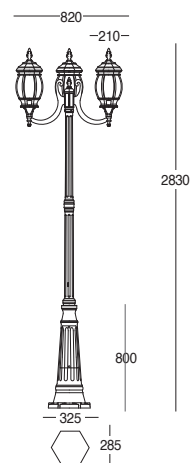


COD.	LAMP	V	W
2803-08...30			
2803-09...30	E27		
2804-08...30		250	
2804-09...30			75 max

11 2803-2804



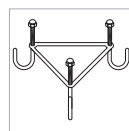
2803-11 * KIT 9974-A



2804-11 * KIT 9975-A

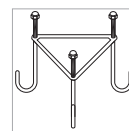
* FISSAGGIO A TERRA PER PALI (OPZIONALI)
GROUND FIXING FOR POLES (OPTIONAL)
FIXATION AU SOL POUR POTEAUX (EN OPTION)

per base-for base-pour base
260x230 mm



9974-A

per base-for base-pour base
325x285 mm




9975-A



COD.	LAMP	V	W
2803-11...30	E27	250	75 max
2804-11...30			

SAGITTA

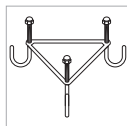


2803

ACCESSORI OPZIONALI OPTIONAL ACCESSORIES - ACCESSOIRES EN OPTION

**6047-A-1**

Prolunga per palo
(2803-18/19/21)
Pole extension - Rallonge pour poteau

**9974-A**

Fissaggio a terra per pali
Ground fixing for poles
Fixation au sol pour poteaux
per base-for base-pour base 260x230 mm

Vedi pagina 20 per ulteriori informazioni
See page 20 for more information - Voir page 20 pour plus d'informations

COLORI STANDARD STANDARD COLOURS - COULEURS CLASSIQUES

○	●	○	●	●	●	●	●
00	01	10	24	25	30	35	40
BIANCO PURO RAL 9016 PURE WHITE BLANC PUR	NERO RAL 9005 BLACK NOIR	BIANCO RAL 9010 WHITE BLANC	BRONZO BRONZE BRONZE	RUGGINE RUST ROUILLE	ANTRACITE ANTHRACITE ANTRACITE	ARDESIA SLATE ARDOISE	GRIGIO RAL 9006 GREY GRIS

COLORI SPECIALI SPECIAL COLOURS - COULEURS SPÉCIALES

●	●	●	●
02	03	04	05
NERO-ORO BLACK-GOLD NOIR-DORE	NERO-RAME BLACK-COPPER NOIR-CUIVRE	NERO-VERDE BLACK-GREEN NOIR-VERT	NERO-GRIGIO BLACK-GRY NOIR-GRIS

CARATTERISTICHE

Sagitta è un prodotto caratterizzato da un'elevata qualità dei materiali che ne garantisce un perfetto utilizzo per spazi esterni. La possibilità di installazione a parete ed a terra rende Sagitta un prodotto versatile, capace di ricreare un'atmosfera armoniosa di luce ed eleganza nei vostri ambienti esterni. Elegante e resistente, Sagitta garantisce sempre la massima resa ed una propogazione della luce omogenea ed ottimale, grazie al diffusore in policarbonato chiaro trasparente. Un connubio perfetto tra armonia delle forme e solidità di struttura.

Installazione:

a parete, a terra

Componenti:

pressofusione di alluminio EN AB 46100, verniciato con polveri poliesteri ad elevata resistenza ai raggi UV e alla corrosione

Diffusori:

policarbonato chiaro trasparente

Portalampada:

E27

Lampada non inclusa

Cablaggio:

tensione di rete 220-240V

Viterie:

acciaio inox

Isolamento:

Classe I

Normative:

conformità alle norme EN60598-1

Marchio:

CE

Accessori opzionali:

Triangolo per il fissaggio al terreno 5014-A (per base 260x230 mm)

Tirante zincato per il fissaggio al terreno 3 x 5020-A

Bullone INOX per il fissaggio al terreno 3 x 5021-A

FEATURES

Sagitta is a product characterised by high quality materials that make it perfect for use outdoors. The options of wall or floor mount installation makes Sagitta a versatile product, able to recreate a harmonious atmosphere of light and elegance in your outdoor areas. Sagitta is elegant and resistant and always guarantees maximum performance with uniform and optimal distribution of light thanks to the clear polycarbonate diffuser. A perfect blend of harmonious design and solid structure.

Fixing:

wall fixing, ground fixing

Components:

die cast aluminium EN AB 46100 painted with polyester powder UV ray and corrosion resistant

Diffusers:

clear polycarbonate

Lampholder:

E27

Lamp not included

Wiring:

voltage 220-240V

Screws kit:

stainless steel

Insulation:

Class I

Norms:

manufactured in compliance with EN60598-1 norms

Mark:

CE

Optional Accessories:

Triangle for ground fixing 5014-A (for 260x230 mm base)

Zinc-plated tie-rod for ground fixing 3 x 5020-A

INOX screw bolt for ground fixing 3 x 5021-A

CARACTÉRISTIQUES

Sagitta est un produit caractérisé par la grande qualité des matériaux qui en garantit une utilisation parfaite pour les espaces extérieurs. La possibilité de l'installer au mur et au sol fait de Sagitta un produit versatile, capable de recréer une atmosphère lumineuse harmonieuse et élégante dans vos espaces extérieurs. Élégant et résistant, Sagitta garantit toujours des performances optimales et une propagation de la lumière homogène et optimale grâce au diffuseur en polycarbonate clair transparent. Ce produit est l'union parfaite entre harmonie des formes et robustesse de la structure.

Installation:

au mur, au sol

Composants:

aluminium moulé sous pression EN AB 46100, peint avec poudres polyester ayant une haute résistance aux rayons UV et à la corrosion

Diffuseurs:

Polycarbonate clair transparent

Douille de lampe:

E27

Ampoule non incluse

Câblage:

tension de réseau 220-240V

Visserie:

acier inox

Isolement:

Classe I

Règlementations:

Conformité avec les normes EN60598-1

Marquage:

CE

Accessoires en option:

Triangle pour fixation au sol 5014-A (pour base 260x230 mm)

Tirant galvanisé pour fixation au sol 3 x 5020-A

Boulon INOX pour la fixation au sol 3 x 5021-A

12 2803



COD.

LAMP

V

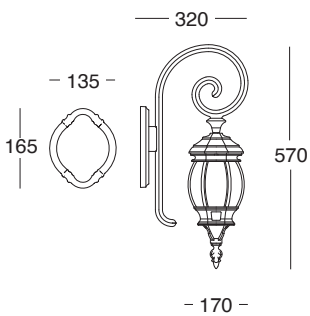
W

2803-12...30

E27

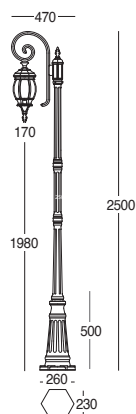
250

75 max

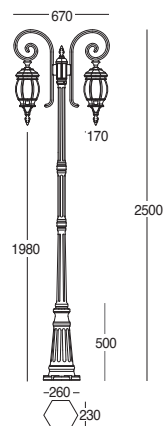


2803-12

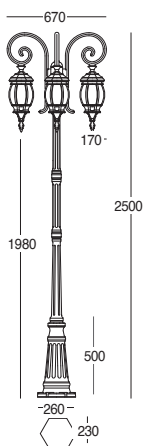
18-19-21 2803



2803-18 * KIT 9974-A



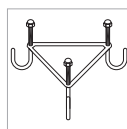
2803-19 * KIT 9974-A



2803-21 * KIT 9974-A

* FISSAGGIO A TERRA PER PALI (OPZIONALI)
GROUND FIXING FOR POLES (OPTIONAL)
FIXATION AU SOL POUR POTEAUX (EN OPTION)

per base-for base-pour base
260x230 mm



9974-A



COD.	LAMP	V	W
2803-18...30			
2803-19...30	E27	250	75 max
2803-21...30			

GALLERY



5003-5004
5005-5009

TIPO DIFFUSORE DIFFUSER TYPOLOGY - TYPE DE DIFFUSEUR



PF (STANDARD)
Policarbonato Fumè
Smoke-grey Polycarbonate
Polycarbonate fumé

COLORI STANDARD STANDARD COLOURS - COULEURS CLASSIQUES

00	01	10	24	25	30	35	40
BIANCO PURO RAL 9016 PURE WHITE BLANC PUR	NERO RAL 9005 BLACK NOIR	BIANCO RAL 9010 WHITE BLANC	BRONZO BRONZE BRONZE	RUGGINE RUST ROUILLE	ANTRACITE ANTHRACITE ANTRACITE	ARDESIA SLATE ARDOISE	GRIGIO RAL 9006 GREY GRIS

COLORI SPECIALI SPECIAL COLOURS - COULEURS SPÉCIALES

02	03	04	05
NERO-ORO BLACK-GOLD NOIR-DORE	NERO-RAME BLACK-COPPER NOIR-CUIVRE	NERO-VERDE BLACK-GREEN NOIR-VERT	NERO-GRIGIO BLACK-GRY NOIR-GRIS

CARATTERISTICHE

STRUTTURA

Corpo Lampada / Base palo in pressofusione di alluminio Lega EN AB 46100
 Braccio in alluminio estruso Sez. Rettangolare Lega EN-AW 6060
 Palo in alluminio estruso Sez. Tonda Ø75/120mm Lega EN-AW 6060
 Diffusore in Policarbonato fumè / satinato (opzionale) stabilizzato UV GWT960°C cat.V2
 Dotazione: Viteria esterna in acciaio Inox A2 Guarnizioni in Etilene-propilene (EPDM) 40sh Flangia di fissaggio con n°4 tirafondi da interrare
 Verniciatura in polvere poliester resistente alla corrosione e alle nebbie saline (ISO7523)

CABLAGGIO

Componentistica all'interno della base a parete
 Solo Versione T1 - Sportello di ispezione su palo con morsetti estraibile protetta in classe II per cablaggio in fila continua e portafusibile di protezione incorporato (minifuse 5x20)
 Componentistica alla base palo con sportello di ispezione fornito di viti antivandalò
 Cavo di collegamento Testa/base tipo ND21N neoprene/silicone
 Alimentatore elettromagnetico con protezione termica per lampade a scarica con rifasamento in parallelo cos φ>0,9

CARATTERISTICHE

Tipologia installazione: Parete/Terra/ Palo 1+3 punti luce
 Grado di protezione: Corpo lampada IP43 Base parete IP54 Struttura palo IP44
 Classe di Isolamento I
 Installabile su superfici normalmente infiammabili
 Conforme alla Norma EN 60598 (CEI 34-21) e prescrizioni particolari

FEATURES

STRUCTURE

Lighting fixture body / Post base die-cast aluminium Alloy EN AB 46100
 Arm extruded aluminium with rectangular section Alloy EN-AW 6060
 Post extruded aluminium with round section Ø75/120mm Alloy ENAW 6060
 Diffuser Smoke-grey / satin (optional) finish polycarbonate UV stabilised GWT960°C cat.V2
 Fittings: A2 stainless steel exterior screw fixtures Ethylene-propylene (EPDM) 40 sh seals Fixture flange with n.4 anchor bolts to be cast-in
 Polyester powder paint finish resistant to corrosion and sea mist (ISO72523)

WIRING

Electrics and wiring enclosed in the base mounted to the wall
 Only version T1 – inspection port with removable terminal junction box class II protection for continuous wiring and with an incorporated safety fuse (mini fuse 5x20)
 Electrics and wiring at the base of the post provided with inspection port closed with vandalproof screw fixtures
 Electromagnetic ballast with overheating protection for discharge lamps with parallel rephasing cos φ>0.9
 Power cable Head/base type ND21N neoprene/silicon

FEATURES

Installation: Wall / Ground / Post 1 - 3 lights
 Degree of protection: Light body IP43 Wall mounted base IP54 Post structure IP44
 Insulation class I
 Can be installed on flammable surfaces
 Conforms to the standard EN 60598 (CEI 34-21) and specific provisions

CARACTÉRISTIQUES

STRUCTURE

Corps de lampe / Base poteau en aluminium moulé sous pression Alliage EN AB 46100
 Bras en aluminium extrudé Sect. rectangulaire Alliage EN-AW 6060
 Poteau en aluminium extrudé Sect. Ronde Ø75/120mm Alliage EN-AW 6060
 Diffuseur en polycarbonate fumé / satiné (en option) stabilisé UV GWT960°C cat.V2
 Compris dans la fourniture :
 Visserie extérieure en acier Inox A2 Garnitures en éthylène-propylène (EPDM) 40sh Bride de fixation avec 4 boulons d'ancrage à enterrer
 Peinture en poudre polyester résistant à la corrosion et aux brouillards salins (ISO7523)

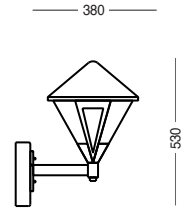
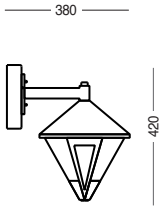
CÂBLAGE

Composants à l'intérieur de la base au mur
 Uniquement Version T1 - Porte d'inspection sur poteau avec plaque à borne amovible protégée en classe II pour câblage continu et porte-fusible de protection intégré (fusible miniature 5x20)
 Composants à la base du poteau avec porte d'inspection, dotée de vis anti-vandalisme
 Câble de branchement Tête/base type ND21N néoprène/silicone
 Groupe d'alimentation électromagnétique avec protection thermique pour lampes à décharge avec shunt en parallèle cos φ>0,9

CARACTÉRISTIQUES

Type d'installation :
 Mur/Sol/Poteau 1 à 3 sources de lumière
 Degré de protection :
 Corps de lampe IP43 Base pour mur IP54 Structure poteau IP44
 Classe d'isolement I
 Peut être installé sur des surfaces normalement inflammables
 Conforme à la norme EN 60598 (CEI 34-21) et prescriptions particulières

W 5003-5004



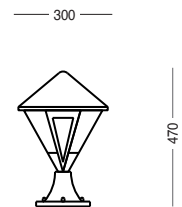
5003W.PF

5004W.PF



COD.	LAMP	V	W
5003W/1T1.PF	E27	250	75 max
5004W/1T1.PF	E27	250	75 max

F 5005

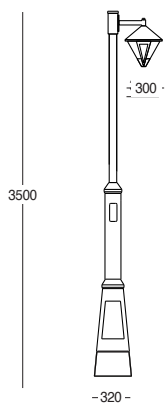


5005F.PF

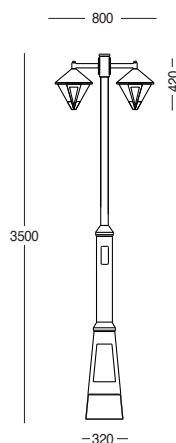


COD.	LAMP	V	W
5005F/1T1.PF	E27	250	75 max

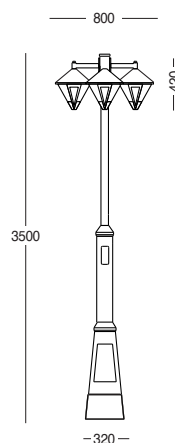
F/1-F/2-F/3 5009



5009F/1M7*



5009F/2M7*



5009F/3M7*

* KIT DI FISSAGGIO COMPRESO
GROUND FIXING INCLUDED
FIXATION AU SOL INCLUS



COD.	LAMP	V	W
5009F/1M7.PF	E27	250	75 max
5009F/2M7.PF			
5009F/3M7.PF			

DATI TECNICI

FISSAGGIO A TERRA - Versioni M7

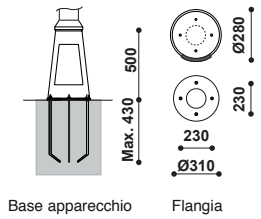
Flangia con tirafondi da cementare comprensiva di bulloneria per il fissaggio dell'apparecchio a terra. Passaggio cavo di alimentazione nella parte centrale.

GROUND INSTALLATION - Versions M7

The flange with the anchor bolts are cast-in into the concrete base and with the hardware provided the lighting fixture is mounted and secured to the ground. Power supply cable is fed through the central part.

FIXATION AU SOL - Versions M7

Bride avec boulons d'ancrage à bétonner comprenant la visserie pour la fixation du produit au sol. Passage du câble d'alimentation dans la partie centrale.



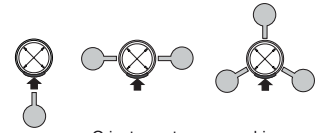
Base apparecchio

Flangia

In fase di installazione valutare la posizione dello sportello di ispezione al fine del corretto orientamento dei tirafondi. Questi devono risultare sempre inclinati di 45° rispetto all'asse dello sportello.

When installing check the position of the inspection port for easy access so as to position the anchor bolts correctly. The anchor bolts should be inclined 45° in respect to inspection port axis.

Pendant la phase d'installation, évaluer la position de l'ouverture d'inspection afin d'orienter correctement les boulons d'ancrage. Ces derniers doivent toujours être inclinés à 45° par rapport à l'axe de l'ouverture.



Orientamento apparecchio

VANO DI ISPEZIONE

L'apparecchio è fornito di sportello di ispezione su base palo ed è dotato di viti antivandalo. All'interno del vano è alloggiato il gruppo di alimentazione in classe II

INSPECTION PORT

This lighting fixture is provided with an inspection port at the base of the post and is closed with vandalproof screws. The power unit class II – ballast – is enclosed in this inspection port

COMPARTIMENT D'INSPECTION

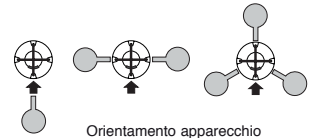
L'appareil est doté d'une ouverture d'inspection à la base du poteau qui est dotée de vis anti-vandalisme. L'intérieur du compartiment contient le groupe d'alimentation de classe II



In fase di installazione valutare la posizione dello sportello di ispezione al fine del corretto orientamento dei tirafondi. Questi devono risultare sempre perpendicolari rispetto all'asse dello sportello.

When installing check the position of the inspection port for easy access so as to position the anchor bolts correctly. The anchor bolts should be perpendicular in respect to inspection port axis.

Pendant la phase d'installation, évaluer la position de l'ouverture d'inspection afin d'orienter correctement les boulons d'ancrage. Ces derniers doivent toujours être perpendiculaires à l'axe de l'ouverture.



Orientamento apparecchio

VANO DI ISPEZIONE

L'apparecchio è fornito di sportello di ispezione con morsettiera estraibile dotata di portafusibile di sicurezza. La chiusura viene assicurata da 2 viti antivandalo in acciaio A2.

INSPECTION PORT

This lighting fixture is provided with an inspection port with a removable terminal junction box with incorporated safety fuse. This port is closed utilising two vandalproof steel A2 screws.

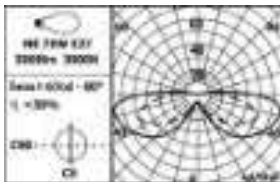
COMPARTIMENT D'INSPECTION

L'appareil est doté d'une ouverture d'inspection avec plaque à bornes amovible dotée d'un portafusible de sécurité. La fermeture est garantie par 2 vis anti-vandalisme en acier A2.




CURVE FOTOMETRICHE / PHOTOMETRIC DATA / COURBES PHOTOMÉTRIQUES

5009F/1M7.PF




Beam (ft)	Beam (m)	Beam (ft)	Beam (m)	Beam (ft)	Beam (m)
1	3.1	3.6	1.1	11.6	
2	6.1	4.9	1.5	22	
3	9.2	7.3	2	33	
4	12.2	9.8	3	44	





FINANCE



3201

TIPO DIFFUSORE DIFFUSER TYPOLOGY - TYPE DE DIFFUSEUR



PT (STANDARD)
Policarbonato trasparente
Transparent Polycarbonate
Polycarbonate transparent



PO (OPZIONALE OPTIONAL EN OPTION)
Policarbonato Opale
Opal Polycarbonate
Polycarbonate Opale

COLORI STANDARD STANDARD COLOURS - COULEURS CLASSIQUES

○	●	○	●	●	●	●	●
00	01	10	24	25	30	35	40
BIANCO PURO RAL 9016 PURE WHITE BLANC PUR	NERO RAL 9005 BLACK NOIR	BIANCO RAL 9010 WHITE BLANC	BRONZO BRONZE	RUGGINE RUST ROUILLE	ANTRACITE ANTHRACITE ANTRACITE	ARDESIA SLATE ARDOISE	GRIGIO RAL 9006 GREY GRIS

COLORI SPECIALI SPECIAL COLOURS - COULEURS SPÉCIALES

●	●	●	●
02	03	04	05
NERO-ORO BLACK-GOLD NOIR-DORE	NERO-RAME BLACK-COPPER NOIR-CUIVRE	NERO-VERDE BLACK-GREEN NOIR-VERT	NERO-GRIGIO BLACK-GRY NOIR-GRIS

CARATTERISTICHE

Realizzato con materiali di elevata qualità, Finance è un prodotto ideale per l'utilizzo all'esterno. Resistente ad urti e graffi, con ottime proprietà di isolamento elettrico di Classe I. La serie è disponibile in due colori (bianco e nero) ed è adattabile ad ogni esigenza di ambientazione. Estremamente solido ma di grande leggerezza e praticità, resiste alla corrosione e assicura una lunga durata nel tempo in qualsiasi condizione ambientale. Il diffusore rotondo, realizzato in policarbonato trasparente, garantisce una diffusione ottimale ed omogenea della luce nei vostri spazi esterni. Finance, elegante nelle forme ed efficiente nella resa, vestirà i vostri ambienti di stile.

Installazione:

a parete, a soffitto, a terra

Componenti:

Pressofusione di alluminio lega ENAB46100, pali in estruso di alluminio UNI EN 573-3

Diffusori:

policarbonato chiaro trasparente
opale (opzionale)

Portalamпада:

E27

Lampada non inclusa

Cablaggio:

tensione di rete 220-240V

Viterie:

acciaio inox

Guarnizione:

silicone espanso - silicone stampato

Isolamento:

Classe I

Normative:

conformità alle norme EN60598-1 e EN60598-2-3

Marchio:

CE

FEATURES

Made of high-quality materials, Finance is an ideal product for outdoor applications. Impact and scratch resistant, it has excellent class I electrical insulation properties. The series is available in two colours (white and black) and can be adapted to suit every need by providing the right atmosphere. Extremely strong but very light and practical, resists corrosion and guarantees long life in any environmental condition. The round diffuser made of clear polycarbonate ensures optimal and uniform light diffusion in your outdoor spaces. Finance, elegant in shape and efficient in performance, will add a touch of style to your environment.

Fixing:

wall fixing, ceiling fixing, ground fixing

Components:

ENAB46100 die-cast aluminium, poles in extruded aluminium UNI EN 573-3

Diffusers:

polycarbonate glass
opal (optional)

Lampholder:

E27

Lamp not included

Wiring:

voltage 220-240V

Screws kit:

stainless steel

Gasket:

expanded silicone - moulded silicone

Insulation:

Class I

Norms:

manufactured in compliance with EN60598-1 and EN60598-2-3 norms

Mark:

CE

CARACTÉRISTIQUES

Réalisé avec des matériaux de grande qualité, Finance est un produit parfait pour une utilisation en extérieur. Résistante aux chocs et aux rayures et possédant d'excellentes propriétés d'isolement électrique de Classe I, cette gamme est disponible dans deux couleurs (blanc et noir) et elle est en mesure de s'adapter à tous les types d'agencement. Extrêmement solide mais d'une grande légèreté et très pratique, il résiste à la corrosion et garantit une grande durabilité quelles que soient les conditions environnementales. Le diffuseur rond, réalisé en polycarbonate transparent, garantit une diffusion optimale et homogène de la lumière dans vos espaces extérieurs. Grâce à ses formes élégantes et ses grandes prestations, Finance est parfait pour donner du style à vos espaces.

Installation:

au mur, au plafond, au sol

Composants:

Alliage d'aluminium moulé par pression ENAB46100, poteaux en aluminium extrudé UNI EN 573-3

Diffuseurs:

Polycarbonate clair transparent
opale (en option)

Douille de lampe:

E27

Ampoule non incluse

Câblage:

tension de réseau 220-240V

Visserie:

acier inox

Garniture:

silicone expansif - silicone moulé

Isolement:

Classe I

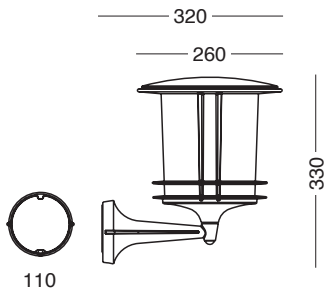
Réglementations:

conformité avec les normes EN60598-1 et EN60598-2-3

Marquage:

CE

03 3201

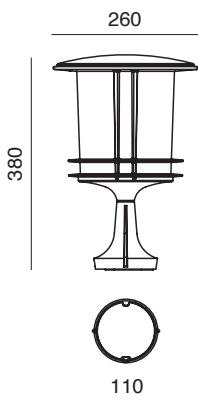


3201-03



COD.	LAMP	V	W
3201-03...30	E27	250	75 max

04 3201

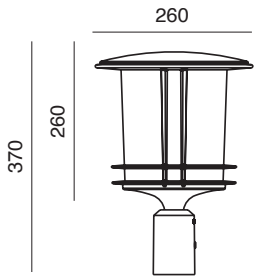


3201-04



COD.	LAMP	V	W
3201-04...30	E27	250	75 max

25 3201

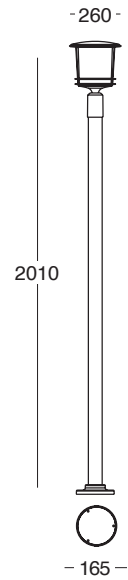
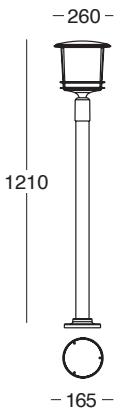


3201-25



COD.	LAMP	V	W
3201-25...30	E27	250	75 max

06-07 3201



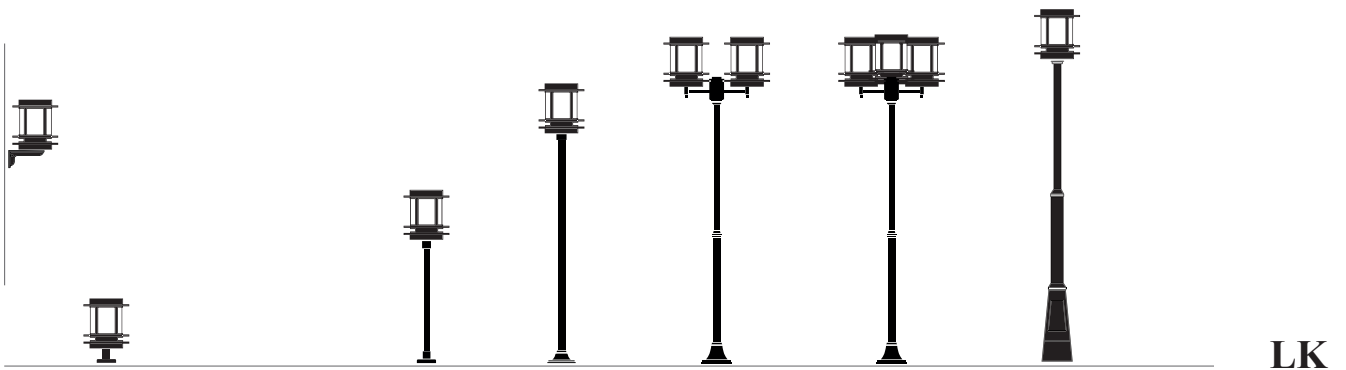
3201-06

3201-07



COD.	LAMP	V	W
3201-06...30 3201-07...30	E27	250	75 max

NIGRI



TIPO DIFFUSORE DIFFUSER TYPOLOGY - TYPE DE DIFFUSEUR



PF (STANDARD)
Policarbonato Fumè
Smoke-grey Polycarbonate
Polycarbonate fumé



PT (OPZIONALE OPTION EN OPTION)
Policarbonato Trasparente
Transparent Polycarbonate
Polycarbonate transparent



COLORI STANDARD STANDARD COLOURS - COULEURS CLASSIQUES

○	●	○	●	●	●	●	●	●
00	01	10	24	25	30	35	40	
BIANCO PURO RAL 9016 PURE WHITE BLANC PUR	NERO RAL 9005 BLACK NOIR	BIANCO RAL 9010 WHITE BLANC	BRONZO BRONZE BRONZE	RUGGINE RUST ROUILLE	ANTRACITE ANTHRACITE ANTHRACITE	ARDESIA SLATE ARDOISE	GRIGIO RAL 9006 GREY GRIS	

COLORI SPECIALI SPECIAL COLOURS - COULEURS SPÉCIALES

●	●	●	●
02	03	04	05
NERO-ORO BLACK-GOLD NOIR-DORÉ	NERO-RAME BLACK-COPPER NOIR-CUIVRE	NERO-VERDE BLACK-GREEN NOIR-VERT	NERO-GRIGIO BLACK-GRY NOIR-GRIS

CARATTERISTICHE

STRUTTURA

Corpo Lampada / Base palo in pressofusione di alluminio Lega EN AB 46100
 Braccio / Palo in pressofusione di alluminio Sez.sagomata Lega EN AB 46100
 Palo in alluminio estruso Sez.Tonda Lega EN-AW 6060
 Diffusore in Policarbonato stabilizzato UV GWT960°C cat.V2
 Dotazione: Entrata singola del cavo di alimentazione con passacavo in PVC 70sh
 Viteria esterna in acciaio Inox A2 Flangia di fissaggio con n°3/4 tirafondi da interrare (LK6/LK7)
 Verniciatura in polvere poliesteri resistente alla corrosione e alle nebbie saline (ISO7523)

CABLAGGIO

Componentistica all'interno
 Cavo di collegamento Testa/base tipo ND21N neoprene/silicone

CARATTERISTICHE

Tipologia installazione: Parete, Palo
 Grado di protezione: IP44
 Classe di Isolamento I
 Installabile su superfici normalmente incombustibili
 Conforme alla Norma EN 60598 (CEI 34-21) e prescrizioni particolari

FEATURES

STRUCTURE

Lighting fixture body / Post base die-cast aluminium Alloy EN AB 46100
 Arm / Post die-cast aluminium shaped section - Alloy EN AB 46100
 Post extruded aluminium with round section Ø50mm Alloy EN-AW 6060
 Diffuser polycarbonate UV stabilised GWT960°C cat.V2
 Single cable entry with a PVC cable gland 70sh
 Fittings: A2 stainless steel exterior screw fixtures Fixture flange with n.3/4 anchor bolts to be cast-in (LK6/LK7)
 Polyester powder paint finish resistant to corrosion and sea mist (ISO72523)

WIRING

Electrics and wiring enclosed
 Power cable Head/base type ND21N neoprene/silicon

FEATURES

Installation: Wall, Post
 Degree of protection: IP44
 Insulation class I
 Can be installed on flammable surfaces
 Conforms to the standard EN 60598 (CEI 34-21) and specific provisions

CARACTÉRISTIQUES

STRUCTURE

Corps de lampe / Base poteau en aluminium moulé sous pression Alliage EN AB 46100
 Bras / Poteau en aluminium moulé sous pression Sec. profilée Alliage EN AB 46100
 Poteau en aluminium extrudé Sect. Ronde Alliage EN-AW 6060
 Diffuseur en polycarbonate stabilisé UV GWT960°C cat.V2
 Compris dans la fourniture: Entrée unique du câble d'alimentation avec passe-câble en PVC 70sh
 Visserie extérieure en acier Inox A2 Bride de fixation avec 3/4 boulons d'ancrage à enterrer (LK6/LK7)
 Peinture en poudre polyester résistant à la corrosion et aux brouillards salins (ISO7523)

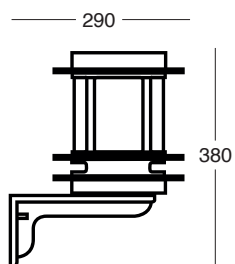
CÂBLAGE

Composants à l'intérieur
 Câble de branchement Tête/base type ND21N néoprène/silicone

CARACTÉRISTIQUES

Type d'installation : au mur, avec poteau
 Degré de protection: IP44
 Classe d'isolement I
 Peut être installé sur des surfaces normalement inflammables
 Conforme à la norme EN 60598 (CEI 34-21) et prescriptions particulières

W0 LK2

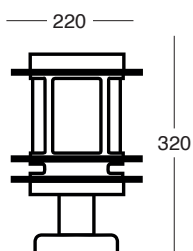


LK2W0/1T1.PF



COD.	LAMP	V	W
LK2W0/1T1.PF	E27	250	75 max

F0 LK3

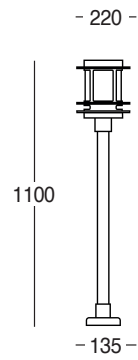


LK3F0/1T1.PF



COD.	LAMP	V	W
LK3F0/1T1.PF	E27	250	75 max

F0 LK4



LK4F0/1T1.PF



COD.

LAMP

V

W

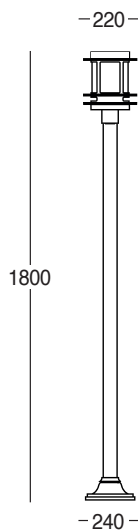
LK4F0/1T1.PF

E27

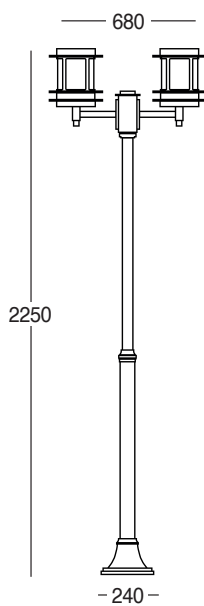
250

75 max

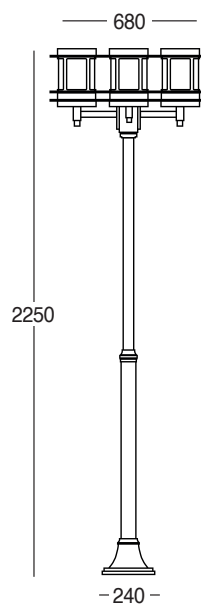
F0-F1 LK4-LK7



LK4F1/1T1.PF



LK7F0/2T1.PF

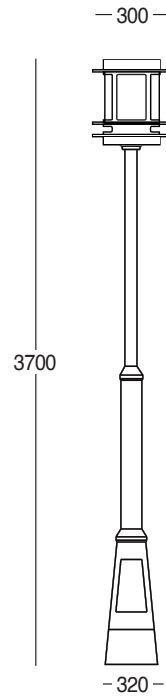


LK7F0/3T1.PF



COD.	LAMP	V	W
LK4F1/1T1.PF			
LK7F0/2T1.PF	E27	250	75 max
LK7F0/3T1.PF			

F0 LK8



LK8F0/1.PF*

* KIT DI FISSAGGIO COMPRESO
GROUND FIXING INCLUDED
FIXATION AU SOL INCLUS



960

COD.	LAMP	V	W	lm	K
LK8F0/1R3.PF	LED	220-240	34	3600	4000
LK8F0/1T1.PF	E27	250	75 max		

DATI TECNICI

FISSAGGIO A TERRA - Art. LK3/LK4F0

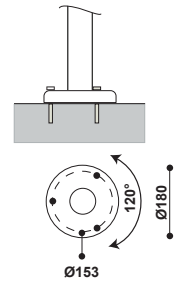
Ancoraggio diretto della base palo su fondo in cemento tramite tasselli ad espansione in metallo.
Passaggio del cavo alimentazione nella parte centrale.
L'orientamento del corpo illuminante è indipendente dalla disposizione dei 3 fori della base.

GROUND INSTALLATION - Art. LK3/LK4F0

The post base is fixed and secured to the concrete base utilising metal anchor screw bolts and rawlplugs. The power supply cable is fed through the centre.
The direction and position of the light is independent to the position of the 3 holes in the post base.

FIXATION AU SOL - Art. LK3 / LK4F0

Ancrage direct de la base de poteau sur un fond en béton au moyen d'ancres d'expansion métallique.
Passage du câble d'alimentation dans la partie centrale.
L'orientation du corps d'éclairant est indépendante de la disposition des 3 trous dans la base.



FISSAGGIO A TERRA CON SOTTOBASE (a richiesta) - Art. LK3/LK4F0

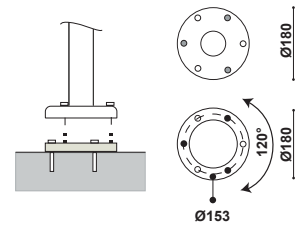
Ancoraggio con sottobase in alluminio pressofuso da fissare su fondo in cemento tramite tasselli ad espansione in metallo. Passaggio del cavo alimentazione nella parte centrale.
L'orientamento del corpo illuminante è indipendente dalla disposizione dei 3 fori della sottobase.

GROUND INSTALLATION WITH SUB-BEARING BASE (subject to request) - Art. LK3/LK4F0

The post is installed and secured to the ground with a die-cast aluminium sub-bearing base which is fixed and secured to the concrete utilising metal anchor screw bolts and rawlplugs.
The power supply cable is fed through the centre. The direction and position of the light is independent to the position of 3 holes in the sub-bearing base.

FIXATION AU SOL AVEC EMBASE (sur demande) - Art. LK3 / LK4F0

Ancrage avec sous base en aluminium moulé sous pression à fixer sur un fond en béton avec des bouchons d'expansion métallique. Passage du câble d'alimentation dans la partie centrale.
L'orientation du corps d'éclairant est indépendante de la disposition des 3 trous dans l'embase.



FISSAGGIO A TERRA - Art. LK4F1/LK7

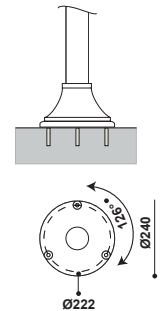
Ancoraggio diretto della base palo su fondo in cemento tramite tasselli ad espansione in metallo.
Passaggio del cavo alimentazione nella parte centrale.
L'orientamento dei corpi illuminanti è indipendente dalla disposizione dei 3 fori della base.

GROUND INSTALLATION - Art. LK4F1/LK7

The post base is fixed and secured to the concrete base utilising metal anchor screw bolts and rawlplugs. The power supply cable is fed through the centre. The direction and position of the lights is independent to the position of the 3 holes in the post base.

FIXATION AU SOL - Art. LK4F1 / LK7

Ancrage direct de la base de poteau sur un fond en béton au moyen d'ancres d'expansion métallique.
Passage du câble d'alimentation dans la partie centrale.
L'orientation des corps d'éclairants est indépendante de la disposition des 3 trous dans la base



FISSAGGIO A TERRA - Art. LK8F0

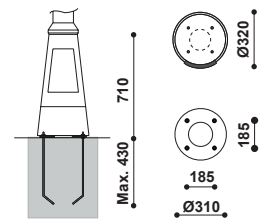
Flangia con tirafondi da cementare comprensiva di bulloneria per il fissaggio dell'apparecchio a terra.
Passaggio cavo di alimentazione nella parte centrale.

GROUND INSTALLATION - Art. LK8F0

The flange with the anchor bolts are cast-in into the concrete base and with the hardware provided the lighting fixture is mounted and secured to the ground. Power supply cable is fed through the central part.

FIXATION AU SOL - Art. LK8F0

Bride avec boulons d'ancrage à bétonner comprenant la visserie pour la fixation du produit au sol.
Passage du câble d'alimentation dans la partie centrale.



In fase di installazione valutare la posizione dello sportello di ispezione al fine del corretto orientamento dei tirafondi. Questi devono risultare sempre inclinati di 45° rispetto all'asse dello sportello.

When installing check the position of the inspection port for easy access so as to position the anchor bolts correctly. The anchor bolts should be inclined 45° in respect to inspection port axis.

Pendant la phase d'installation, évaluer la position de l'ouverture d'inspection afin d'orienter correctement les boulons d'ancrage. Ces derniers doivent toujours être inclinés à 45° par rapport à l'axe de l'ouverture.



VANO DI ISPEZIONE

L'apparecchio è fornito di sportello di ispezione su base palo ed è dotato di viti antivandalo. All'interno del vano è alloggiato il gruppo di alimentazione in classe II

INSPECTION PORT


This lighting fixture is provided with an inspection port at the base of the post and is closed with vandalproof screws. The power unit class II – ballast – is enclosed in this inspection port

COMPARTIMENT D'INSPECTION

L'appareil est doté d'une ouverture d'inspection à la base du poteau qui est dotée de vis anti-vandalisme. L'intérieur du compartiment contient le groupe d'alimentation de classe II



PYXIS



9700

COLORI STANDARD STANDARD COLOURS - COULEURS CLASSIQUES

○	●	○	●	●	●	●	●
00	01	10	24	25	30	35	40
BIANCO PURO RAL 9016 PURE WHITE BLANC PUR	NERO RAL 9005 BLACK NOIR	BIANCO RAL 9010 WHITE BLANC	BRONZO BRONZE BRONZE	RUGGINE RUST ROUILLE	ANTRACITE ANTHRACITE ANTHRACITE	ARDESIA SLATE ARDOISE	GRIGIO RAL 9006 GREY GRIS

COLORI SPECIALI SPECIAL COLOURS - COULEURS SPÉCIALES

●	●	●	●
02	03	04	05
NERO-ORO BLACK-GOLD NOIR-DORE	NERO-RAME BLACK-COPPER NOIR-CUIVRE	NERO-VERDE BLACK-GREEN NOIR-VERT	NERO-GRIGIO BLACK-GRY NOIR-GRIS

CARATTERISTICHE

Le forme eleganti e moderne e l'elevata qualità dei materiali fanno di Pyxis un prodotto ideale per l'utilizzo in esterno. Disponibili due tipi di installazione (a parete ed a terra), per un migliore adeguamento ad ogni esigenza di ambientazione. Il diffusore in policarbonato opale assicura una propogazione della luce sempre ottimale ed omogenea. Pyxis è l'unione tra efficienza ed eleganza, perfetto per rendere i vostri spazi esterni attuali ma raffinati, senza rinunciare ad una resa ottimale e costante.

Installazione:

a parete, a terra

Componenti:

pressofusione di alluminio EN AB 46100, verniciato con polveri poliesteri ad elevata resistenza ai raggi UV e alla corrosione

Diffusori:

policarbonato opale

Portalampada:

E27

Lampada non inclusa

Cablaggio:

tensione di rete 220-240V

Viterie:

acciaio inox

Isolamento:

Classe I

Normative:

conformità alle norme EN60598-1

Marchio:

CE

FEATURES

The elegant and modern design and high quality materials make Pyxis an ideal product for outdoor use. There are two types of installation available (wall and floor mount) for best adaptation to every setting requirement. The opal polycarbonate diffuser always ensures an optimal and uniform spreading of light. Pyxis is a combination of efficiency and elegance, perfect for making your outdoor spaces modern and refined, without giving up on an optimal and constant performance.

Fixing:

wall fixing, ground fixing

Components:

die cast aluminium EN AB 46100 painted with polyester powder UV ray and corrosion resistant

Diffusers:

opal polycarbonate

Lampholder:

E27

Lamp not included

Wiring:

voltage 220-240V

Screws kit:

stainless steel

Insulation:

Class I

Norms:

manufactured in compliance with EN60598-1 norms

Mark:

CE

CARACTÉRISTIQUES

Les formes élégantes et modernes et la grande qualité des matériaux font de Pyxis un produit parfait pour une utilisation en extérieur. Il est disponible dans deux configurations d'installation (au mur et au sol) pour mieux répondre à tous les exigences d'agencement. Le diffuseur en polycarbonate opale garantit une propagation de la lumière toujours optimale et homogène. Pyxis est l'union parfaite entre élégance et efficacité, le produit idéal pour rendre vos espaces extérieurs à la fois modernes et raffinés, sans renoncer à des prestations optimales et constantes.

Installation:

au mur, au sol

Composants:

aluminium moulé sous pression EN AB 46100, peint avec poudres polyester ayant une haute résistance aux rayons UV et à la corrosion

Diffuseurs:

polycarbonate opale

Douille de lampe:

E27

Ampoule non incluse

Câblage:

tension de réseau 220-240V

Visserie:

acier inox

Isolement:

Classe I

Règlementations:

Conformité avec les normes EN60598-1

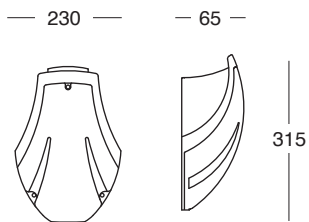
Marquage:

CE

00 9700

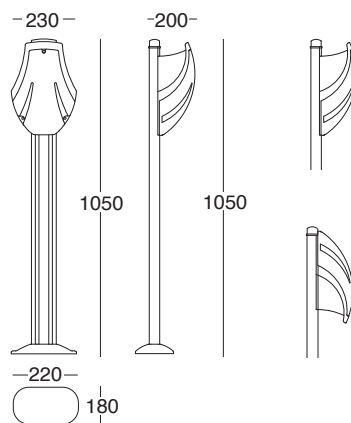


COD.	LAMP	V	W
9700-00...30	E27	250	75 max

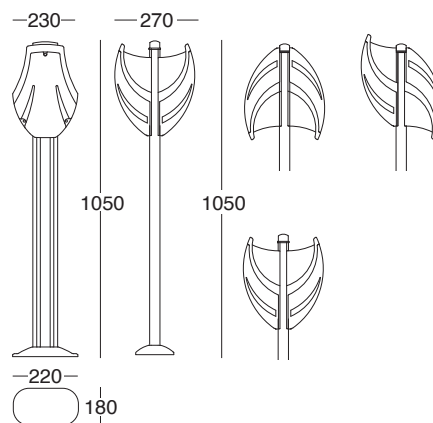


9700-00

08-09 9700




9700-08



9700-09



COD.	LAMP	V	W
9700-08...30	E27	250	75 max
9700-09...30	E27	250	75 max



CL

TIPO DIFFUSORE

DIFFUSER TYPOLOGY - TYPE DE DIFFUSEUR



PT (STANDARD)
Policarbonato Trasparente
Transparent Polycarbonate
Polycarbonate transparent



PF (OPZIONALE OPTIONAL EN OPTION)
Policarbonato Fumè
Smoke-grey Polycarbonate
Polycarbonate fumé

COLORI STANDARD STANDARD COLOURS - COULEURS CLASSIQUES

○	●	○	●	●	●	●	●
00	01	10	24	25	30	35	40
BIANCO PURO RAL 9016 PURE WHITE BLANC PUR	NERO RAL 9005 BLACK NOIR	BIANCO RAL 9010 WHITE BLANC	BRONZO BRONZE BRONZE	RUGGINE RUST ROUILLE	ANTRACITE ANTHRACITE ANTHRACITE	ARDESIA SLATE ARDOISE	GRIGIO RAL 9006 GREY GRIS

COLORI SPECIALI SPECIAL COLOURS - COULEURS SPÉCIALES

●	●	●	●
02	03	04	05
NERO-ORO BLACK-GOLD NOIR-DORÉ	NERO-RAME BLACK-COPPER NOIR-CUIVRE	NERO-VERDE BLACK-GREEN NOIR-VERT	NERO-GRIGIO BLACK-GRY NOIR-GRIS

CARATTERISTICHE

STRUTTURA

Corpo in pressofusione di alluminio Lega EN AB 46100
 Braccio in pressofusione di alluminio EN AB 46100
 Diffusore in Policarbonato stabilizzato UV GWT960°C cat.V2
 Dotazione: Viteria esterna in acciaio Inox A2 Flangia di fissaggio con n°3 tirafondi da interrare (CL6)
 Verniciatura in polvere poliestere resistente alla corrosione e alle nebbie saline (ISO7523)

CABLAGGIO

Componentistica all'interno del corpo lampada

CARATTERISTICHE

Tipologia installazione: Parete, Palo
 Grado di protezione: IP44
 Classe di Isolamento I
 Installabile su superfici normalmente infiammabili
 Conforme alla Norma EN 60598 (CEI 34-21) e prescrizioni particolari

FEATURES

STRUCTURE

Body die-cast aluminium Alloy EN AB 46100
 Arm die-cast aluminium Alloy EN AB 46100
 Diffuser polycarbonate UV stabilised GWT960°C cat.V2
 Fittings: A2 stainless steel exterior screw fixtures Fixture flange with n.3 anchor bolts to be cast-in (CL6)
 Polyester powder paint finish resistant to corrosion and sea mist (ISO72523)

WIRING

Electrics and wiring enclosed in lighting fixture body

FEATURES

Installation: Wall, Post
 Degree of protection: IP44
 Insulation class I
 Can be installed on flammable surfaces
 Conforms to the standard EN 60598 (CEI 34-21) and specific provisions

CARACTÉRISTIQUES

STRUCTURE

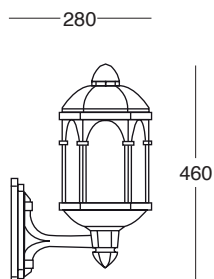
Corps en aluminium moulé sous pression Alliage EN AB 46100
 Bras en aluminium moulé sous pression Alliage EN AB 46100
 Diffuseur en polycarbonate stabilisé UV GWT960°C cat.V2
 Compris dans la fourniture:
 Visserie extérieure en acier Inox A2 Bride de fixation avec 3 boulons d'ancrage à enterrer (CL6)
 Peinture en poudre polyester résistant à la corrosion et aux brouillards salins (ISO7523)

CÂBLAGE

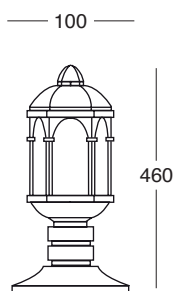
Composants à l'intérieur du corps de lampe

CARACTÉRISTIQUES

Type d'installation : au mur, avec poteau
 Degré de protection: IP44
 Classe d'isolement I
 Peut être installé sur des surfaces normalement inflammables
 Conforme à la norme EN 60598 (CEI 34-21) et prescriptions particulières

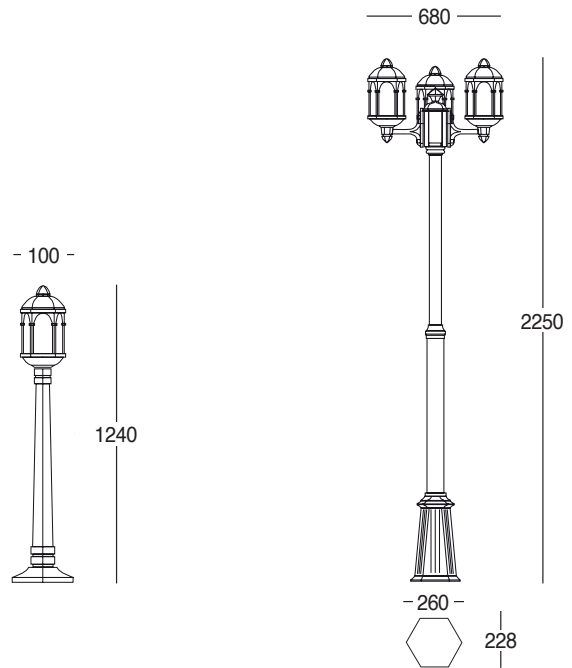
W0 CL2**CL2W0/1T1.PT**

COD.	LAMP	V	W
CL2W0/1T1.PT	E27	250	75 max

F0 CL3**CL3F0/1T1.PT**

COD.	LAMP	V	W
CL3F0/1T1.PT	E27	250	75 max

F0 CL5-CL6



CL5F0/1T1.PT*

CL6F0/3T1.PT*

* FISSAGGIO POSSIBILE SOLO CON FISHER (COMPRESI)
 FIXING POSSIBLE ONLY WITH FISHER (INCLUDED)
 FIXATION POSSIBLE UNIQUEMENT AVEC FISHER (INCLUS)



960

COD.	LAMP	V	W
CL5F0/1T1.PT CL6F0/3T1.PT	E27	250	75 max

LANTERNE A PARETE E PLAFONIERE

WALL LANTERNS AND
CEILING LAMPS

LANTERNES AU MUR
ET PLAFONNIERS

TIPO DIFFUSORE

DIFFUSER TYPOLOGY - TYPE DE DIFFUSEUR



PF
Policarbonato Fumè
Smoke-grey Polycarbonate
Polycarbonate fumé



PT
Policarbonato Trasparente
Transparent Polycarbonate
Polycarbonate transparent



PS
Policarbonato Satinato
Satinated Polycarbonate
Polycarbonate satiné



COLORI STANDARD STANDARD COLOURS - COULEURS CLASSIQUES

00	01	10	24	25	30	35	40
BIANCO PURO RAL 9016 PURE WHITE BLANC PUR	NERO RAL 9005 BLACK NOIR	BIANCO RAL 9010 WHITE BLANC	BRONZO BRONZE BRONZE	RUGGINE RUST ROUILLE	ANTRACITE ANTHRACITE ANTHRACITE	ARDESIA SLATE ARDOISE	GRIGIO RAL 9006 GREY GRIS

COLORI SPECIALI SPECIAL COLOURS - COULEURS SPÉCIALES

02	03	04	05
NERO-ORO BLACK-GOLD NOIR-DORÉ	NERO-RAME BLACK-COPPER NOIR-CUIVRE	NERO-VERDE BLACK-GREEN NOIR-VERT	NERO-GRIGIO BLACK-GRAY NOIR-GRIS

CARATTERISTICHE

Realizzate con materiali di elevata qualità, sono prodotti ideali per l'utilizzo all'esterno. Resistenti ad urti e graffi, con ottime proprietà di isolamento elettrico di Classe I. Disponibili in vari colori ed adattabili ad ogni esigenza di ambientazione. Estremamente solide ma di grande leggerezza e praticità, resistono alla corrosione e assicurano una lunga durata nel tempo in qualsiasi condizione ambientale. Il diffusore, realizzato in policarbonato, garantisce una diffusione ottimale ed omogenea della luce nei vostri spazi esterni. Eleganti nelle forme ed efficienti nella resa, vestiranno i vostri ambienti di stile.

Installazione:

a parete, a soffitto

Componenti:

pressofusione di alluminio EN AB 46100, verniciato con polveri poliesteri ad elevata resistenza ai raggi UV e alla corrosione

Diffusori:

Policarbonato trasparente (opale opzionale dove indicato) in vetro come indicato

Portalamпада:

E27

Lampada non inclusa

Cablaggio:

tensione di rete 220-240V

Viterie:

acciaio inox

Guarnizione:

silicone espanso - silicone stampato

Isolamento:

Classe I - Classe II dove specificato

Normative:

conformità alle norme EN60598-1 e EN60598-2-3

Marchio:

CE

FEATURES

Made of high-quality materials, are ideal products for outdoor applications. Impact and scratch resistant, they has excellent class I electrical insulation properties. Available in various colours and can be adapted to suit every need by providing the right atmosphere. Extremely strong but very light and practical, resists corrosion and guarantees long life in any environmental condition. The diffuser made of clear polycarbonate ensures optimal and uniform light diffusion in your outdoor spaces. Elegant in shape and efficient in performance, will add a touch of style to your environment.

Fixing:

wall fixing, ceiling fixing

Components:

die cast aluminium EN AB 46100 painted with polyester powder UV ray and corrosion resistant

Diffusers:

clear polycarbonate (opal option where available) glass where available

Lampholder:

E27

Lamp not included

Wiring:

voltage 220-240V

Screws kit:

stainless steel

Gasket:

expanded silicone - moulded silicone

Insulation:

Class I - Class II where specified

Norms:

manufactured in compliance with EN60598-1 and EN60598-2-3 norms

Mark:

CE

CARACTÉRISTIQUES

Réalisés avec des matériaux de grande qualité, ces produits sont parfaits pour une utilisation en extérieur. Résistants aux chocs et aux rayures et possédant d'excellentes propriétés d'isolement électrique de Classe I, ceux-ci sont disponibles dans différentes couleurs et peuvent s'adapter à tous les types d'agencement. Extrêmement solides mais d'une grande légèreté et très pratiques, ils résistent à la corrosion et garantissent une grande durabilité quelles que soient les conditions environnementales. Le diffuseur, réalisé en polycarbonate, garantit une diffusion optimale et homogène de la lumière dans vos espaces extérieurs. Grâce à leurs formes élégantes et leurs grandes prestations, ils sont parfaits pour donner du style à vos espaces.

Installation:

au mur, au plafond

Composants:

aluminium moulé sous pression EN AB 46100, peint avec poudres polyester ayant une haute résistance aux rayons UV et à la corrosion

Diffuseurs:

Polycarbonate transparent (opale en option, si indiqué) en verre si indiqué

Douille de lampe:

E27

Ampoule non incluse

Câblage:

tension de réseau 220-240V

Visserie:

acier inox

Garniture:

silicone expansif - silicone moulé

Isolement:

Classe I Classe II lorsque spécifié

Réglementations:

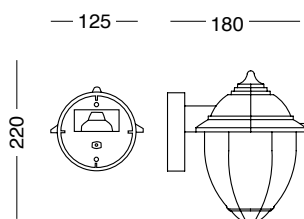
conformité avec les normes EN60598-1 et EN60598-2-3

Marquage:

CE



02-12 2590



2590-02

Diffusore: Vetro Trasparente
Diffuser: Transparent Glass
Diffuseur: Verre transparent

2590-12

Diffusore: Vetro Ambra
Diffuser: Amber Glass
Diffuseur: Verre Ambré

2590-02/12



COD.

LAMP

V

W

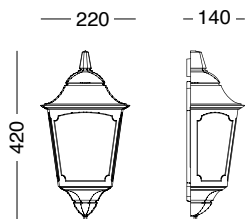
2590-02...30
2590-12...30

E27

250

75 max

22 3104



Diffusore: Policarbonato
Diffuser: Polycarbonate
Diffuseur: Polycarbonate

3104-22



COD.

LAMP

V

W

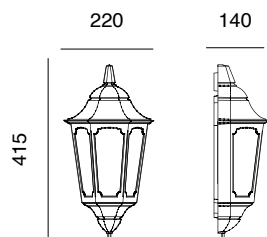
3104-22...30

E27

250

75 max


22 3102



3102-22

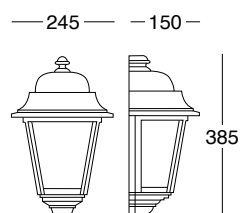


Diffusore: Policarbonato
 Diffuser: Polycarbonate
 Diffuseur: Polycarbonate



COD.	LAMP	V	W
3102-22...30	E27	250	75 max

00 2650



2650-00

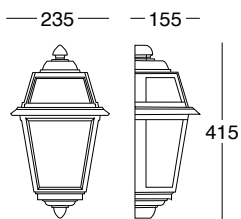


Diffusore: Policarbonato (vetro opzionale)
 Diffuser: Polycarbonate (option glass)
 Diffuseur: Polycarbonate (verre en option)

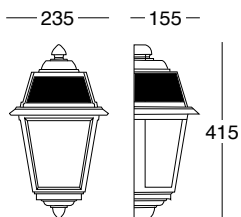


COD.	LAMP	V	W
2650-00...30	E27	250	75 max

00-22 2675




2675-00



2675-22

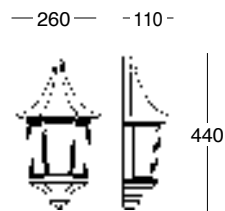


Diffusore: Polycarbonato
 Diffuser: Polycarbonate
 Diffuseur: Polycarbonate



COD.	LAMP	V	W
2675-00...30	E27	250	75 max
2675-22...30			


00 2620



2620-00

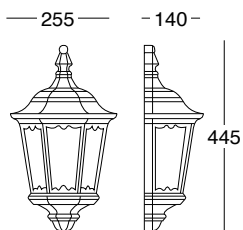


Diffusore: Polycarbonato
 Diffuser: Polycarbonate
 Diffuseur: Polycarbonate



COD.	LAMP	V	W
2620-00...30	E27	250	75 max


00 2640



2640-00

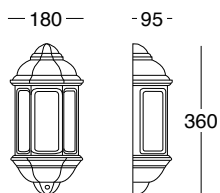


Diffusore: Vetro
 Diffuser: Glass
 Diffuseur: Verre



COD.	LAMP	V	W
2640-00...30	E27	250	75 max


00 3631



3631-00

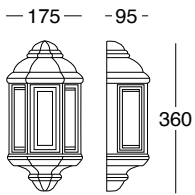


Diffusore: Policarbonato
 Diffuser: Polycarbonate
 Diffuseur: Polycarbonate




COD.	LAMP	V	W
3631-00...30	E27	250	75 max

00 3630



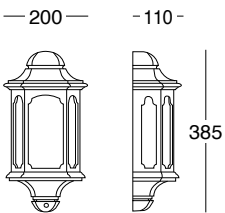
Diffusore: Policarbonato
 Diffuser: Polycarbonate
 Diffuseur: Polycarbonate

3630-00



COD.	LAMP	V	W
3630-00...30	E27	250	75 max

00 2690



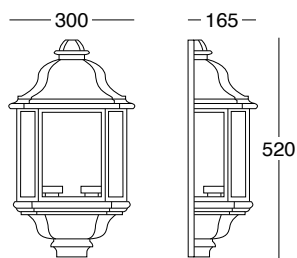
Diffusore: Policarbonato
 Diffuser: Polycarbonate
 Diffuseur: Polycarbonate

2690-00



COD.	LAMP	V	W
2690-00...30	E27	250	75 max


00 3695



3695-00

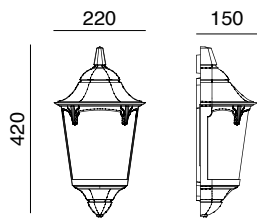


Diffusore: Vetro
Diffuser: Glass
Diffuseur: Verre



COD.	LAMP	V	W
3695-00...30	E27	250	75 max

22 3106



3106-22

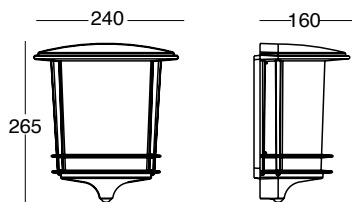


Diffusore: Policarbonato
Diffuser: Polycarbonate
Diffuseur: Polycarbonate



COD.	LAMP	V	W
3106-22...30	E27	250	75 max

22 3201



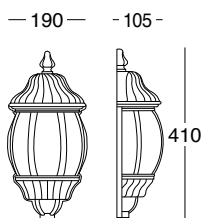
Diffusore: Policarbonato
Diffuser: Polycarbonate
Diffuseur: Polycarbonate

3201-22



COD.	LAMP	V	W
3201-22...30	E27	250	75 max

00 2670



Diffusore: Policarbonato
Diffuser: Polycarbonate
Diffuseur: Polycarbonate

2670-00

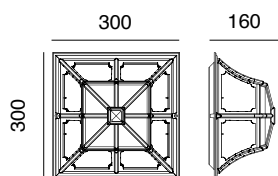


COD.	LAMP	V	W
2670-00...30	E27	250	75 max

00 3104



Diffusore: Policarbonato
 Diffuser: Polycarbonate
 Diffuseur: Polycarbonate



3104-00

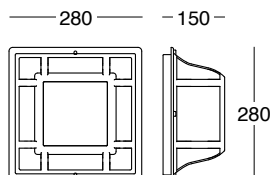


COD.	LAMP	V	W
3104-00...30	E27	250	75 max


00 4016



Diffusore: Policarbonato opale (trasparente opzionale)
 Diffuser: Opal polycarbonate (option transparent)
 Diffuseur: Polycarbonate opale (transparent en option)

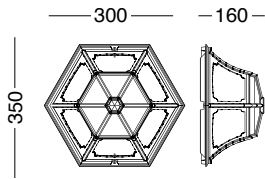


4016-00



COD.	LAMP	V	W
4016-00...30	E27	250	75 max

00 3102



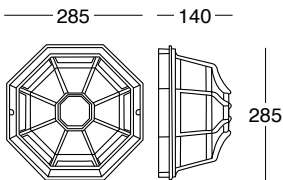
Diffusore: Policarbonato
 Diffuser: Polycarbonate
 Diffuseur: Polycarbonate

3102-00




COD.	LAMP	V	W
3102-00...30	E27	250	75 max

00 4001



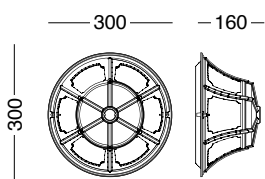
Diffusore: Policarbonato
 Diffuser: Polycarbonate
 Diffuseur: Polycarbonate

4001-00




COD.	LAMP	V	W
4001-00...30	E27	250	75 max

00 3106



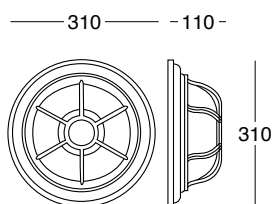
Diffusore: Policarbonato
 Diffuser: Polycarbonate
 Diffuseur: Polycarbonate

3106-00




COD.	LAMP	V	W
3106-00...30	E27	250	75 max

00 4020

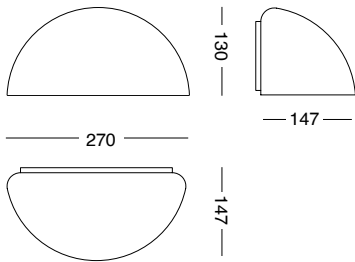


Diffusore: Policarbonato trasparente (opale. opzionale)
 Diffuser: Transparent polycarbonate (opal option)
 Diffuseur: Polycarbonate transparent (opale en option)

4020-00



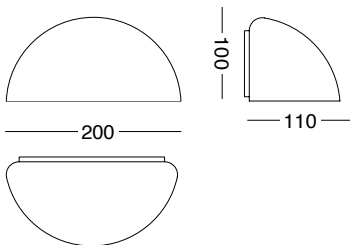
COD.	LAMP	V	W
4020-00...30	E27	250	75 max

00 0100


Diffusore: Policarbonato satinato
 Diffuser: Satin polycarbonate
 Diffuseur: Polycarbonate satiné

0100-00

COD.	LAMP	V	W
0100-00...30	E27	250	46 max

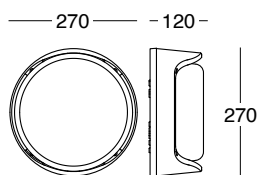
00 0110

Diffusore: Policarbonato satinato
 Diffuser: Satin polycarbonate
 Diffuseur: Polycarbonate satiné

0110-00

COD.	LAMP	V	W
0110-00...30	E27	250	46 max


00 4111



4111-00

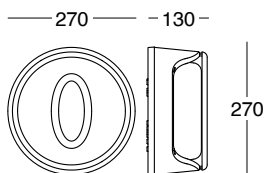


Diffusore: Policarbonato satinato
 Diffuser: Satin polycarbonate
 Diffuseur: Polycarbonate satiné



COD.	LAMP	V	W
4111-00...30	E27	250	75 max


00 4112



4112-00

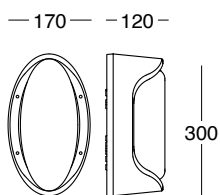


Diffusore: Policarbonato satinato
 Diffuser: Satin polycarbonate
 Diffuseur: Polycarbonate satiné



COD.	LAMP	V	W
4112-00...30	E27	250	75 max

00 4101



4101-00

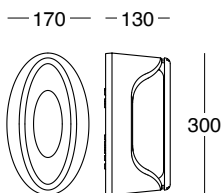


Diffusore: Policarbonato satinato
 Diffuser: Satin polycarbonate
 Diffuseur: Polycarbonate satiné



COD.	LAMP	V	W
4101-00...30	E27	250	75 max

00 4102



4102-00



Diffusore: Policarbonato satinato
 Diffuser: Satin polycarbonate
 Diffuseur: Polycarbonate satiné

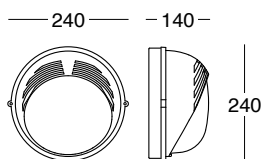


COD.	LAMP	V	W
4102-00...30	E27	250	75 max


00 4311



Diffusore: Vetro
Diffuser: Glass
Diffuseur: Verre



4311-00

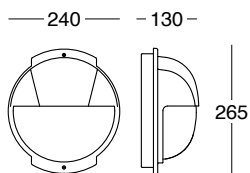


COD.	LAMP	V	W
4311-00...30	E27	250	75 max

00 4312



Diffusore: Vetro
Diffuser: Glass
Diffuseur: Verre



4312-00

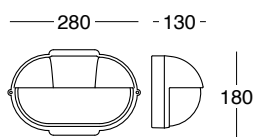


COD.	LAMP	V	W
4312-00...30	E27	250	75 max

00 4302



Diffusore: Vetro
Diffuser: Glass
Diffuseur: Verre



4302-00




COD.

LAMP

V

W



4302-00...30

E27

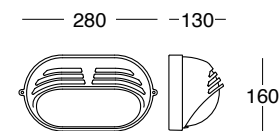
250

75 max

00 4303



Diffusore: Vetro
Diffuser: Glass
Diffuseur: Verre



4303-00



COD.

LAMP

V

W



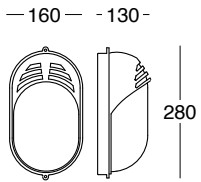
4303-00...30

E27

250

75 max

00 4301



Diffusore: Vetro
Diffuser: Glass
Diffuseur: Verre

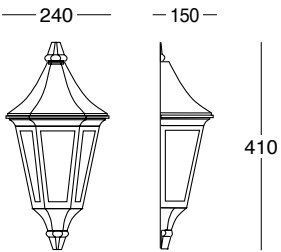
4301-00



COD.	LAMP	V	W
4301-00...30	E27	250	75 max



W0 161



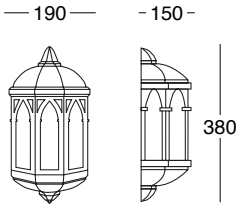
Diffusore: Policarbonato fumé (trasparente opzionale)
Diffuser: Fume polycarbonate (option transparent)
Diffuseur: Polycarbonate fumé (transparent en option)

161W0/1T1.PF



COD.	LAMP	V	W
161W0/1T1.PF	E27	250	75 max

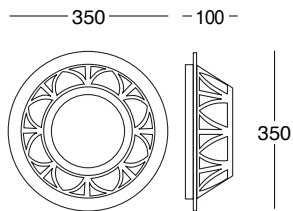


W0 CL1

Diffusore: Policarbonato trasparente
 Diffuser: Transparent polycarbonate
 Diffuseur: Polycarbonate transparent

CL1W0/1T1.PT

COD.	LAMP	V	W
CL1W0/1T1.PT	E27	250	75 max

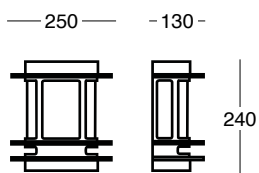
C0 CL4

Diffusore: Vetro satinato
 Diffuser: Satin glass
 Diffuseur: Verre satiné

CL4C0/1T1

COD.	LAMP	V	W
CL4C0/1T1.PT	E27	250	75 max

W0 LK1



LK1W0/1T1.PF

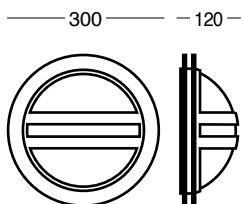


Diffusore: Policarbonato fumé (trasparente opzionale)
 Diffuser: Fume polycarbonate (option transparent)
 Diffuseur: Polycarbonate fumé (transparent en option)



COD.	LAMP	V	W
LK1W0/1T1.PF	E27	250	75 max

C0 LK5



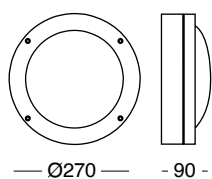
Diffusore: Policarbonato satinato
 Diffuser: Satin polycarbonate
 Diffuseur: Polycarbonate satiné

LK5C0/1T1.PS



COD.	LAMP	V	W
LK5C0/1T1.PS	E27	250	75 max

00 007



007-00

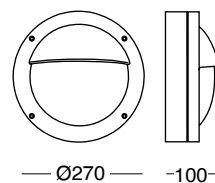


Diffusore: Policarbonato opale
 Diffuser: Opal polycarbonate
 Diffuseur: Polycarbonate opale



COD.	LAMP	V	W	lm	K
007-00...30	E27	250	75 max	-	-
007-00...LED3	LED	220-240	9	1000	3000

00 008



008-00

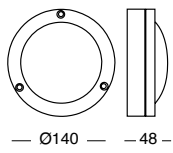


Diffusore: Policarbonato opale
 Diffuser: Opal polycarbonate
 Diffuseur: Polycarbonate opale



COD.	LAMP	V	W	lm	K
008-00...30	E27	250	75 max	-	-
008-00...LED3	LED	220-240	9	1000	3000

Diffusore standard: Policarbonato opale - Diffusore opzionale: Policarbonato trasparente - Diffusore Vetro satinato per 001/002/003/004-00...50
 Diffuser standard: Opal polycarbonate - Optional Diffuser: Transparent polycarbonate - Diffuser: Frosted glass for 001/002/003/004-00...50
 Diffuseur standard: Polycarbonate opale - Diffuseur en option: Polycarbonate transparent - Diffuseur: Verre pour 001/002/003/004-00...50



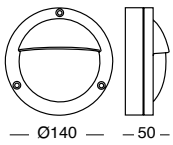
00 001



001-00



COD.	LAMP	V	W	lm	K
001-00...42	GX53	250	9 max	-	-
001-00...50	G9	250	33 max	-	-
001-00...LED3	LED	220-240	9	680	3000



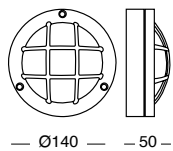
00 002



002-00



COD.	LAMP	V	W	lm	K
002-00...42	GX53	250	9 max	-	-
002-00...50	G9	250	33 max	-	-
002-00...LED3	LED	220-240	9	680	3000



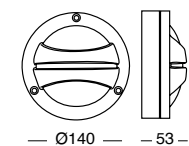
00 003



003-00



COD.	LAMP	V	W	lm	K
003-00...42	GX53	250	9 max	-	-
003-00...50	G9	250	33 max	-	-
003-00...LED3	LED	220-240	9	680	3000



00 004



004-00



COD.	LAMP	V	W	lm	K
004-00...42	GX53	250	9 max	-	-
004-00...50	G9	250	33 max	-	-
004-00...LED3	LED	220-240	9	680	3000

CARATTERISTICHE

I materiali di elevata qualità fanno di Doto un prodotto eccellente ed affidabile per l'utilizzo all'esterno. Le forme (ovale e tonda) e le finiture (satinato, cromato e brillantato) di Doto danno la possibilità di adattare il prodotto a tutte le vostre esigenze di abientazione. Estremamente resistente, grazie alla griglia di protezione che difende da qualsiasi possibile urto il diffusore, può essere impiegato in ambienti con condizioni non particolarmente favorevoli. Doto garantisce la massima resa ed una propagazione ottimale della luce. Doto è il perfetto connubio tra stile e tecnologia avanzata.

Disponibili con luci bidirezionali o monodirezionali.

Installazione:

a parete, a soffitto

Componenti:

pressofusione di ottone

Diffusori:

vetro

Portalamпада:

E27 - **LED**

Lampada non inclusa

Cablaggio:

tensione di rete 220-240V

Viterie:

acciaio inox

Guarnizione:

silicone espanso - silicone stampato

Isolamento:

Classe I

Marchio:

CE

FEATURES

Its high-quality materials make Doto an excellent and reliable product for outdoor use. Its various shapes (oval and round) and finishes (satin, chrome and polished) make Doto entirely adaptable to suit all your needs. Extremely resistant due to its protective grate, which protects the diffuser from any blow, Doto can be used in environments with less than favourable conditions. Doto ensures utmost efficiency and optimal light diffusion. Doto is the perfect union between style and advanced technology.

Available with mono direction or bi-direction emission

Fixing:

wall fixing, ceiling fixing

Components:

die cast brass

Diffusers:

glass

Lampholder:

E27 - **LED**

Lamp not included

Wiring:

voltage 220-240V

Screws kit:

stainless steel

Gasket:

expanded silicone - moulded silicone

Insulation:

Class I

Mark:

CE

CARACTÉRISTIQUES

Les matériaux de grande qualité font de Doto un excellent produit particulièrement fiable pour une utilisation en extérieur. Les formes (ovale et ronde) et les finitions (satiné, chromé et poli) de Doto offrent la possibilité d'adapter le produit à toutes les exigences d'agencement. Extrêmement résistant, grâce à la grille de protection qui empêche tout éventuel choc, le diffuseur peut être utilisé dans des environnements présentant des conditions peu favorables. Doto garantit des prestations maximales et une propagation maximale de la lumière. Doto est l'union parfaite entre style et progrès technologique.

Disponible avec lumières bidirectionnelles ou unidirectionnelles.

Installation:

au mur, au plafond

Composants:

laiton moulé sous pression

Diffuseurs:

verre

Douille de lampe:

E27 - **LED**

Ampoule non incluse

Câblage:

tension de réseau 220-240V

Visserie:

acier inox

Garniture:

silicone expansif - silicone moulé

Isolément:

Classe I

Marquage:

CE

FINITURE FINITURES - FINITIONS



S

SATINATO
SATINÉ
SATINÉ



R

BRILLANTATO
MACHINED POLISHED
POLI

07-08



093-07-OT30



Diffusore: Vetro trasparente (Vetro opale. opzionale)
 Diffuser: Transparent gGlass (Opal glass option)
 Diffuseur: Verre transparent (Verre opale en option)

093-08-OT30

COD.	LAMP	V	W	lm	K
093-07-OT30-...	E27	250	40 max	-	-
093-07-OT34-...	LED	220-240	8,7	800	3000
093-08-OT30-...	E27	250	40 max	-	-
093-08-OT34-...	LED	220-240	13	1200	3000

09-10



093-09-OT30

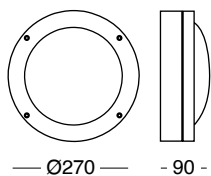


Diffusore: Vetro trasparente (Vetro opale. opzionale)
 Diffuser: Transparent glass (Opal glass option)
 Diffuseur: Verre transparent (Verre opale en option)

093-10-OT30

COD.	LAMP	V	W	lm	K
093-09-OT30-...	E27	250	40 max	-	-
093-09-OT34-...	LED	220-240	10	1000	3000
093-10-OT30-...	E27	250	40 max	-	-
093-10-OT34-...	LED	220-240	17,5	1600	3000

007 093



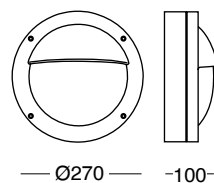
007-00



Diffusore: Policarbonato opale
 Diffuser: Opal polycarbonate
 Diffuseur: Polycarbonate opale

COD.	LAMP	V	W	lm	K
093-007-OT30-...	E27	250	75 max	-	-
093-007-OTL3-...	LED	220-240	9	1000	3000

008 093



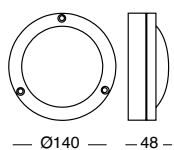
008-00



Diffusore: Policarbonato opale
 Diffuser: Opal polycarbonate
 Diffuseur: Polycarbonate opale

COD.	LAMP	V	W	lm	K
093-008-OT30-...	E27	250	75 max	-	-
093-008-OTL3-...	LED	220-240	9	1000	3000

Diffusore standard: Policarbonato opale - Diffusore opzionale: Policarbonato trasparente - Diffusore Vetro satinato per 001/002/003/004-00...OT50
 Diffuser standard: Opal polycarbonate - Optional Diffuser: Transparent polycarbonate - Diffuser: Frosted glass for 001/002/003/004-00...OT50
 Diffuseur standard: Polycarbonate opale - Diffuseur en option: Polycarbonate transparent - Diffuseur: Verre pour 001/002/003/004-00...OT50



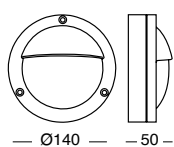
001 093



001-00



COD.	LAMP	V	W	lm	K
093-001-OT50-...	G9	250	33 max	-	-
093-001-OTL3-...	LED	220-240	9	680	3000



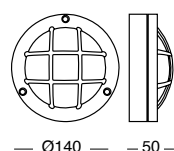
002 093



002-00



COD.	LAMP	V	W	lm	K
093-002-OT50-...	G9	250	33 max	-	-
093-002-OTL3-...	LED	220-240	9	680	3000



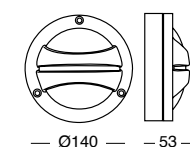
003 093



003-00



COD.	LAMP	V	W	lm	K
093-003-OT50-...	G9	250	33 max	-	-
093-003-OTL3-...	LED	220-240	9	680	3000



004 093



004-00



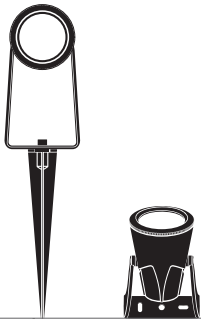
COD.	LAMP	V	W	lm	K
093-004-OT50-...	G9	250	33 max	-	-
093-004-OTL3-...	LED	220-240	9	680	3000



POLIMERI

POLYMER - POLYMÈRES

NETTUNO



001-002

DIFFUSORI DIFFUSERS - DIFFUSEURS

Vetro
Glass
Verre

COLORI STANDARD STANDARD COLOURS - COULEURS CLASSIQUES



...N

NERO
BLACK
NOIR



...G

GRIGIO
GREY
GRIS



CARATTERISTICHE

Realizzato con materiali di elevata qualità, Nettuno è un prodotto ideale per l'utilizzo all'esterno. Resistente ad urti e graffi, con ottime proprietà di isolamento elettrico di Classe II, Nettuno con il suo colore nero e grigio è adattabile ad ogni esigenza di ambientazione, grazie alla possibilità di installazione a parete o a terra. Estremamente solido ma di grande leggerezza e praticità, Nettuno resiste alla corrosione e assicura una lunga durata nel tempo in qualsiasi condizione ambientale. Il diffusore garantisce una diffusione ottimale ed omogenea della luce nei vostri spazi esterni. Nettuno, elegante nelle forme ed efficiente nella resa, vestirà i vostri ambienti di stile.

Installazione:
a terra

Componenti:
polycarbonato stampato

Diffusori:
vetro trasparente

Porta lampada:
GU10
Lampada non inclusa

Cablaggio:
tensione di rete 220-240V

Viterie:
acciaio inox

Isolamento:
Classe II

Normative:
conformità alle norme EN60598-1

Marchio:
CE

FEATURES

Made of high-quality materials, Nettuno is an ideal product for outdoor applications. Impact and scratch resistant, it has excellent class II electrical insulation properties. Nettuno can be adapted to suit every need by providing the right atmosphere, thanks to the possibility of wall or ground installation. Extremely strong but very light and practical, Nettuno resists corrosion and guarantees long life in any environmental condition. The diffuser ensure optimal and uniform light diffusion in your outdoor spaces. Nettuno, elegant in shape and efficient in performance, will add a touch of style to your environment.

Fixing:
ground fixing

Components:
moulded polycarbonate

Diffusers:
clear glass

Lampholder:
GU10
Lamp not included

Wiring:
voltage 220-240V

Screws kit:
stainless steel

Insulation:
Class II

Norms:
manufactured in compliance with EN60598-1 norms

Mark:
CE

CARACTÉRISTIQUES

Réalisé avec des matériaux de grande qualité, Nettuno est un produit parfait pour une utilisation en extérieur. Résistant aux chocs et aux rayures et possédant d'excellentes propriétés d'isolement électrique de Classe II, Nettuno, avec sa couleur noire, peut s'adapter à tout type d'atmosphère, grâce à la possibilité d'installation au mur ou au sol. Extrêmement solide mais d'une grande légèreté et très pratique, Nettuno résiste à la corrosion et garantit une grande durabilité quelles que soient les conditions environnementales. Le diffuseur garantit une diffusion optimale et homogène de la lumière dans vos espaces extérieurs. Grâce à ses formes élégantes et ses grandes prestations, Nettuno est parfait pour donner du style à vos espaces.

Installation:
au sol

Composants:
polycarbonate moulé

Diffuseurs:
verre transparent

Douille de lampe:
GU10
Ampoule non incluse

Câblage:
tension de réseau 220-240V

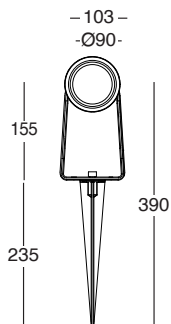
Visserie:
acier inox

Isolement:
Classe II

Réglementations:
Conformité avec les normes EN60598-1

Marquage:
CE

001-011 40



094-40-001/011

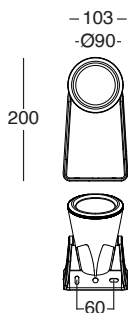
094-40-001

094-40-011



COD.	LAMP	V	W
094-40-001...51	GU10	220	6 max
094-40-011...51	GU10	220	6 max

002-012 40



094-40-002

094-40-002

094-40-012



COD.	LAMP	V	W
094-40-002...51	GU10	220	6 max
094-40-012...51	GU10	220	6 max

TERRA



070-071



072-073-074

TIPO FRANGILUCE TIPOLOGY LOUVRES - TYPE DE LOUVRES



RPC
Frangiluce in policarbonato cromato
Louver in chromed polycarbonate
Louvres en polycarbonate chromé



RPB
Frangiluce in policarbonato bianco
Louver in white polycarbonate
Louvres en polycarbonate blanc

DIFFUSORE

Policarbonato Opale = O Policarbonato trasparente = -
Polycarbonate Opal = O Polycarbonate transparent = -
Polycarbonate Opale = O Polycarbonate transparent = -

COLORI STANDARD STANDARD COLOURS - COULEURS CLASSIQUES



...N
NERO
BLACK
NOIR



...B
BIANCO
WHITE
BLANC



...G
GRIGIO
GREY
GRIS



CARATTERISTICHE

Realizzato con materiali di elevata qualità, Terra è un prodotto ideale per l'utilizzo all'esterno. Resistente ad urti e graffi, con ottime proprietà di isolamento elettrico di Classe II, Terra nel suo colore nero è adattabile ad ogni esigenza di ambientazione, grazie alla possibilità di installazione a terra in differenti misure. Estremamente solido ma di grande leggerezza e praticità, Terra resiste alla corrosione e assicura una lunga durata nel tempo in qualsiasi condizione ambientale. Il diffusore di forma cilindrica, realizzato in policarbonato e disponibile nella versione trasparente o opale, garantisce una diffusione ottimale ed omogenea della luce nei vostri spazi esterni. Terra, elegante nelle forme ed efficiente nella resa, vestirà i vostri ambienti di stile.

Installazione:
a terra

Componenti:
polipropilene 40%

Frangiluce:
ABS cromato - ABS bianco

Riflettore:
ABS bianco

Diffusori:
policarbonato chiaro trasparente e opale

Portalamпада:
E27 - **LED**
Lampada non inclusa

Cablaggio:
tensione di rete 220-240V

Viterie:
acciaio inox

Isolamento:
Classe II

Normative:
conformità alle norme EN60598-1

Marchio:
CE

FEATURES

Made of high-quality materials, Terra is an ideal product for outdoor applications. Impact and scratch resistant, it has excellent class II electrical insulation properties. Terra can be adapted to suit every need by providing the right atmosphere, thanks to the possibility of ground installation in different sizes. Extremely strong but very light and practical, Terra resists corrosion and guarantees long life in any environmental condition. The cylindrical diffuser is available in either clear or opal polycarbonate, ensuring optimal and uniform light diffusion in your outdoor spaces. Terra, elegant in shape and efficient in performance, will add a touch of style to your environment.

Fixing:
ground fixing

Components:
polypropylene 40%

Louvre:
chrome ABS - white ABS

Reflector:
white ABS

Diffusers:
clear polycarbonate and opal

Lamp holder:
E27 - **LED**
Lamp not included

Wiring:
voltage 220-240V

Screws kit:
stainless steel

Insulation:
Class II

Norms:
manufactured in compliance with EN60598-1 norms

Mark:
CE

CARACTÉRISTIQUES

Réalisé avec des matériaux de grande qualité, Terra est un produit parfait pour une utilisation en extérieur. Résistant aux chocs et aux rayures et possédant d'excellentes propriétés d'isolement électrique de Classe II, Terra, dans sa version noire, peut s'adapter à tout type d'atmosphère, grâce à la possibilité d'installation au sol dans différentes dimensions. Extrêmement solide mais d'une grande légèreté et très pratique, Terra résiste à la corrosion et garantit une grande durabilité quelles que soient les conditions environnementales. Le diffuseur cylindrique, réalisé en polycarbonate et disponible dans la version transparente ou opale, garantit une diffusion optimale et homogène de la lumière dans vos espaces extérieurs. Grâce à ses formes élégantes et ses grandes prestations, Terra est parfait pour donner du style à vos espaces.

Installation:
au sol

Composants:
polypropène 40%

Défecteur:
ABS chromé - ABS blanc

Réflecteur:
ABS blanc

Diffuseurs:
polycarbonate clair transparent et opale

Douille de lampe:
E27 - **LED**
Ampoule non incluse

Câblage:
tension de réseau 220-240V

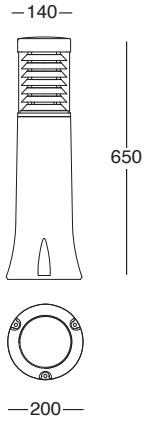
Visserie:
acier inox

Isolément:
Classe II

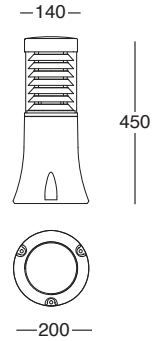
Réglementations:
Conformité avec les normes EN60598-1

Marquage:
CE

070-071



094-070

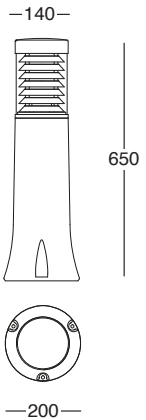


094-071

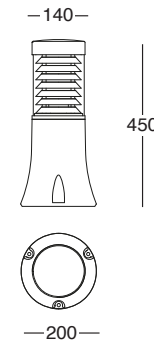


COD.	LAMP	V	W
094-070...RPC30	E27	250	60 max
094-071...RPC30	E27	250	60 max

070-071



094-070



094-071



COD.	LAMP	V	W
094-070...RPB30	E27	250	60 max
094-071...RPB30	E27	250	60 max

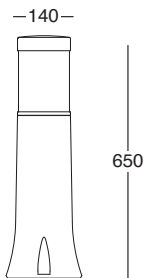
070-071-074



IP 65

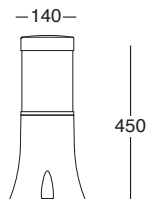


COD.	LAMP	V	W
094-070...O30	E27	250	60 max
094-071...O30	E27	250	60 max
094-074...O30	E27	250	60 max



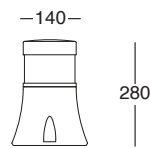
—200—

094-070



—200—

094-071



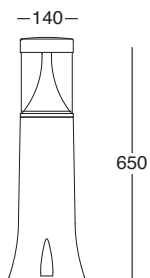
—200—

094-074

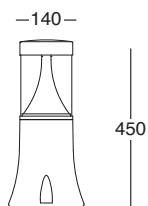
072-073



COD.	LAMP	V	W	lm	K
094-072...LED3	LED	220-240	13 max	1200	3000
094-072...LED4	LED	220-240	13 max	1200	4000
094-073...LED3	LED	220-240	13 max	1200	3000
094-073...LED4	LED	220-240	13 max	1200	4000

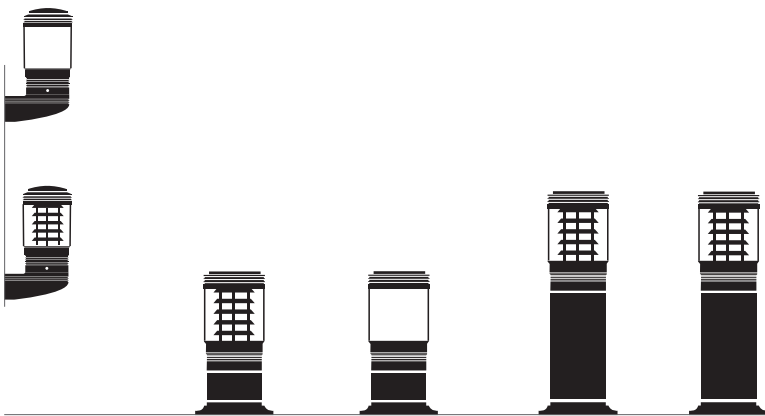


094-072



094-073

GIOVE



080-081-082

TIPO FRANGILUCE TIPOLOGY LOUVRES - TYPE DE LOUVRES



Frangiluce in Alluminio standard
Louver standard Aluminium
Louvres en Alluminio standard



RPB
Frangiluce in policarbonato bianco
Louver in white polycarbonate
Louvres en polycarbonate blanc

DIFFUSORE

Polycarbonato Opale = O Polycarbonato trasparente = -
Polycarbonate Opal = O Polycarbonate transparent = -
Polycarbonate Opale = O Polycarbonate transparent = -

COLORI STANDARD STANDARD COLOURS - COULEURS CLASSIQUES



...N
NERO
BLACK
NOIR



...B
BIANCO
WHITE
BLANC



...G
GRIGIO
GREY
GRIS



...V
VERDE
GREEN
VERT

CARATTERISTICHE

Realizzato con materiali di elevata qualità, Giove è un prodotto ideale per l'utilizzo all'esterno. Resistente ad urti e graffi, con ottime proprietà di isolamento elettrico di Classe II, Giove è disponibile in tre colori (nero, verde e grigio) ed è adattabile ad ogni esigenza di ambientazione, grazie alla possibilità di installazione a parete o a terra in due diverse misure. Estremamente solido ma di grande leggerezza e praticità, Giove resiste alla corrosione e assicura una lunga durata nel tempo in qualsiasi condizione ambientale. Il diffusore di forma cilindrica, realizzato in polycarbonato e disponibile nella versione trasparente o opale, garantisce una diffusione ottimale ed omogenea della luce nei vostri spazi esterni. Giove, elegante nelle forme ed efficiente nella resa, vestirà i vostri ambienti di stile.

Installazione:

a terra, a parete

Componenti:

polycarbonato stampato

Riflettori:

alluminio anodizzato e lucidato a specchio

polycarbonato bianco

Frangiluce:

polycarbonato chiaro trasparente o opale

Portalamпада:

E27

Lampada non inclusa

Cablaggio:

tensione di rete 220-240V

Viterie:

acciaio inox

Guarnizione:

silicone espanso - silicone stampato

Isolamento:

Classe II

Normative:

conformità alle norme EN60598-1

Marchio:

CE

Accessori opzionali:

Triangolo per fissaggio al terreno (099-0580-N)

Confezione 3 tiranti (F1273-06-048)

FEATURES

Made of high quality materials, Giove is an ideal product for outdoor applications. Impact and scratch resistant, it has excellent class II electrical insulation properties. Giove is available in three colours (black, green and grey) and can be adapted to suit every need by providing the right atmosphere, thanks to the possibility of wall or ground installation in two different sizes. Extremely strong but very light and practical, Giove resists corrosion and guarantees long life in any environmental condition. The cylindrical diffuser is available in either clear or opal polycarbonate, ensuring optimal and uniform light diffusion in your outdoor spaces. Giove, elegant in shape and efficient in performance, will add a touch of style to your environment.

Fixing:

ground fixing, wall fixing

Components:

moulded polycarbonate

Reflector:

anodised and polished aluminium

white polycarbonate

Diffusers:

clear polycarbonate or opal

Lampholder:

E27

Lamp not included

Wiring:

voltage 220-240V

Screws kit:

stainless steel

Gasket:

expanded silicone - moulded silicone

Insulation:

Class II

Norms:

manufactured in compliance with EN60598-1 norms

Mark:

CE

Optional Accessories:

Triangle for ground fixing (099-0580-N)

3 tie-rod pack (F1273-06-048)

CARACTÉRISTIQUES

Réalisé avec des matériaux de grande qualité, Giove est un produit parfait pour une utilisation en extérieur. Résistant aux chocs et aux rayures et possédant d'excellentes propriétés d'isolement électrique de Classe II, Giove est aussi disponible dans trois couleurs (noir, vert et gris) et peut s'adapter à tout type d'atmosphère, grâce à la possibilité d'installation au mur ou au sol, dans deux dimensions différentes. Extrêmement solide mais d'une grande légèreté et très pratique, Giove résiste à la corrosion et garantit une grande durabilité quelles que soient les conditions environnementales. Le diffuseur cylindrique, réalisé en polycarbonate et disponible dans la version transparente ou opale, garantit une diffusion optimale et homogène de la lumière dans vos espaces extérieurs. Grâce à ses formes élégantes et ses grandes prestations, Giove est parfait pour donner du style à vos espaces.

Installation:

au sol, au mur

Composants:

polycarbonate moulé

Réflecteur:

aluminium anodisé et poli miroir

polycarbonate blanc

Diffuseurs:

polycarbonate clair transparent ou opale

Douille de lampe:

E27

Ampoule non incluse

Câblage:

tension de réseau 220-240V

Visserie:

acier inox

Garniture:

silicone expansif - silicone moulé

Isolement:

Classe II

Réglementations:

Conformité avec les normes EN60598-1

Marquage:

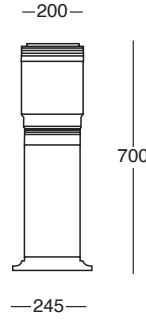
CE

Accessoires en option:

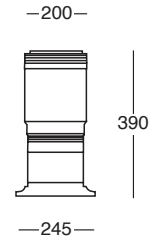
Triangle pour fixation au sol (099-0580-N)

Jeu de 3 tirants (F1273-06-048)

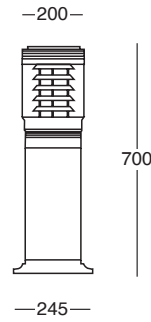
080-081



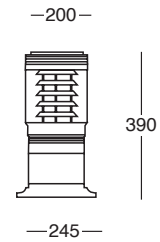
094-080...O30



094-081...O30



094-080
094-080...RPB



094-081
094-081...RPB

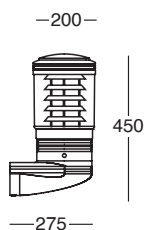


COD.	LAMP	V	W
094-080...30	E27	250	60 max
094-080...O30	E27	250	60 max
094-080...RPB30	E27	250	60 max
094-081...30	E27	250	60 max
094-081...O30	E27	250	60 max
094-081...RPB30	E27	250	60 max

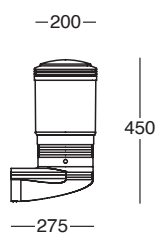
082



COD.	LAMP	V	W
094-082...30	E27	250	60 max
094-082...RPB30	E27	250	60 max
094-082...O30	E27	250	60 max

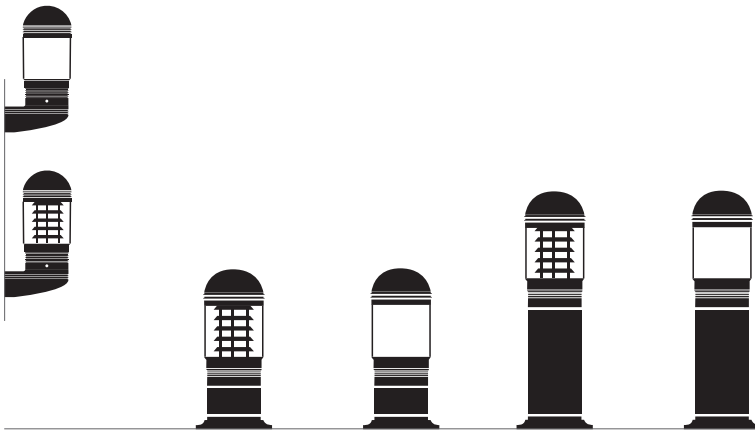


094-082
094-082...RPB30



094-082...O30

CAPSULA



090-091-092

TIPO FRANGILUCE TIPOLOGY LOUVRES - TYPE DE LOUVRES



Frangiluce in Alluminio standard
Louver standard Aluminium
Louvres en Alluminio standard



RPB
Frangiluce in policarbonato bianco
Louver in white polycarbonate
Louvres en polycarbonate blanc

DIFFUSORE

Polycarbonato Opale = O Polycarbonato trasparente = -
Polycarbonate Opal = O Polycarbonate transparent = -
Polycarbonate Opale = O Polycarbonate transparent = -

COLORI STANDARD STANDARD COLOURS - COULEURS CLASSIQUES



...N
NERO
BLACK
NOIR



...B
BIANCO
WHITE
BLANC



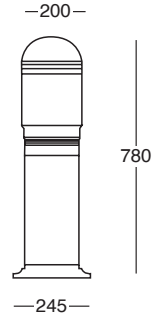
...G
GRIGIO
GREY
GRIS



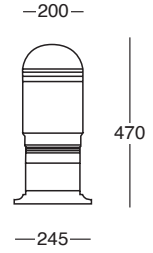
...V
VERDE
GREEN
VERT



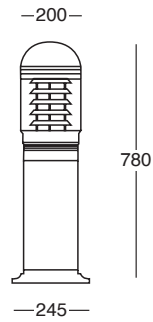
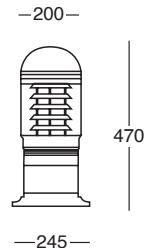
090-091



094-090-O



094-091-O

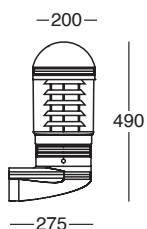
094-090
094-090...RPB094-091
094-091...RPB

COD.	LAMP	V	W
094-090...30	E27	250	60 max
094-090...RPB30	E27	250	60 max
094-090...O30	E27	250	60 max
094-091...30	E27	250	60 max
094-091...RPB30	E27	250	60 max
094-091...O30	E27	250	60 max

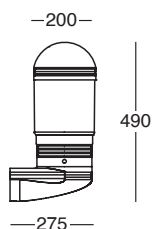
092



COD.	LAMP	V	W
094-092...30	E27	250	60 max
094-092...RPB30	E27	250	60 max
094-092...O30	E27	250	60 max



094-092
094-092...RPB30



094-092...O30

PEGASO



922-928-901
810-903-924
926-950-998

DIFFUSORI DIFFUSERS - DIFFUSEURS

Policarbonato opale
Opal polycarbonate
Polycarbonate opale

COLORI STANDARD STANDARD COLOURS - COULEURS CLASSIQUES



...N
NERO
BLACK
NOIR



...B
BIANCO
WHITE
BLANC



...G
GRIGIO
GREY
GRIS



CARATTERISTICHE

Plafoniere e pali per l'impiego in aree residenziali per interno ed esterno. Estremamente resistente e piacevole nelle forme Pegaso è in grado di soddisfare tutte le vostre esigenze di ambientazione. Grazie alla piastra led da 2500 lumen, 21 watt o 1500 lumen, 12 watt. Pegaso garantisce la massima resa e una diffusione ottimale della luce grazie ai diffusori in policarbonato opale.

Installazione:

a parete, a soffitto, a terra

LED:

piastra led da 2500 lumen, 21 watt e
1500 lumen, 12 watt

Componenti:

Base in tecnopolimero stampato ad iniezione.
Guarnizione di tenuta in silicone ad elevato ritorno elastico. Piastra in alluminio cablata con led.

Diffusori:

policarbonato opale

Cablaggio:

tensione di rete 220 - 240 v
Possibilità d'ingresso cavo elettrico sia nella parte posteriore della base, che nella parte laterale

Isolamento:

IP 65

Marchio:

CE

FEATURES

Indoor and outdoor ceiling lamps for residential area lighting. With 2500 lumen led plate 21w and 1500 lumen led plate 12w, 230v (without BALLAST). Thermostable base injection molded. Opal polycarbonate diffuser. High elasticity silicon protection gasket. Aluminum plate equipped with led. The electric cable can enter the back side or the lateral side of the base.

Fixing:

on the wall, on the ceiling, on the ground

LED:

2500 lumen led plate, 21 watts e
1500 lumens, 12 watts

Components:

Base in injection-molded technopolymer.
Silicone seal gasket with high elastic return.
Aluminum plate wired with LEDs

Diffusers:

opal polycarbonate

Wiring:

mains voltage 220 - 240 v
Possibility of electric cable entry both in the part back of the base, which in the lateral part

Insulation:

IP 65

Mark:

CE

CARACTÉRISTIQUES

Plafonniers et poteaux pour utilisation dans des zones résidentielles, en in-térieur et en extérieur. Extrêmement résistant et aux formes agréables, Pegaso est en mesure de satisfaire tout type d'agencement. Grâce à la plaque led de 2500 lumen, 21 watts ou 1500 lumen, 12 watts. Pegaso garantit des prestations maximales et une diffusion optimale de la lumière grâce aux diffuseurs en polycarbonate opale.

Installation:

au mur, au plafond, au sol

LED:

plaque led de 2500 lumen, 21 watts et
1500 lumen, 12 watts

Composants:

Base en technopolymère moulé par injection.
Garniture d'étanchéité en silicone à capacité de retour en position élevée.
Plaque en aluminium câblée avec LED.

Diffuseurs:

policarbonato opale

Câblage:

tension de réseau 220 - 240 v
Possibilité d'entrée de câble électrique à l'arrière de la base ou dans la partie latérale


Isolement:

IP 65


Marquage:

CE

907-912




COD.	LAMP	V	W	lm	K
10-907...	E27	250	60 max	-	-
10-907...L/3	LED	220-240	12	1500	3000
10-907...L/4	LED	220-240	12	1500	4000
10-912...	E27	250	60 max	-	-
10-912...L/3	LED	220-240	21	3000	3000
10-912...L/4	LED	220-240	21	3000	4000



108

265

10-907

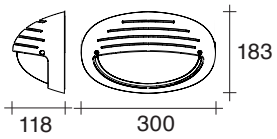


140

425

10-912

922

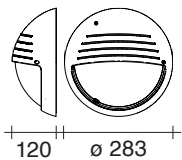


10-922



COD.	LAMP	V	W	lm	K
10-922...	E27	250	40 max	-	-
10-922...L/3	LED	220-240	12	1190	3000
10-922...L/4	LED	220-240	12	1210	4000

918

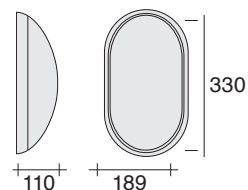
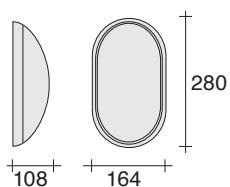


10-918



COD.	LAMP	V	W	lm	K
10-918...	E27	250	60 max	-	-
10-918...L/3	LED	220-240	12	1500	3000
10-918...L/4	LED	220-240	12	1500	4000

901-903



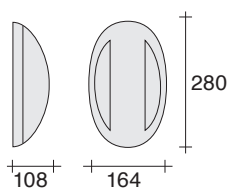
10-901

10-903



COD.	LAMP	V	W	lm	K
10-901...	E27	250	60 max	-	-
10-901...L/3	LED	220-240	12	940	3000
10-901...L/4	LED	220-240	12	960	4000
10-903...	E27	250	60 max	-	-
10-903...L/3	LED	220-240	12	940	3000
10-903...L/4	LED	220-240	12	960	4000

810

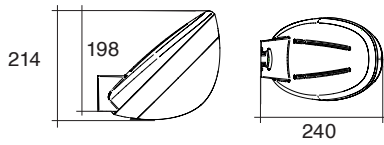


10-810



COD.	LAMP	V	W	lm	K
10-810...	E27	250	60 max	-	-
10-810...L/3	LED	220-240	12	940	3000
10-810...L/4	LED	220-240	12	960	4000

924

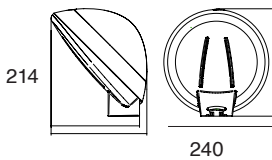


10-924



COD.	LAMP	V	W	lm	K
10-924...	E27	250	60 max	-	-
10-924...L/3	LED	220-240	12	1190	3000
10-924...L/4	LED	220-240	12	1210	4000

926

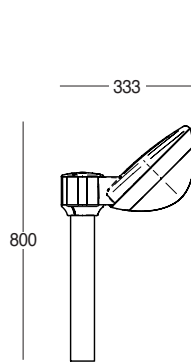


10-926

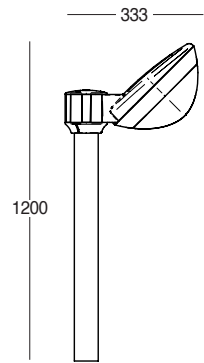


COD.	LAMP	V	W	lm	K
10-926...	E27	250	60 max	-	-
10-926...L/3	LED	220-240	12	1500	3000
10-926...L/4	LED	220-240	12	1500	4000

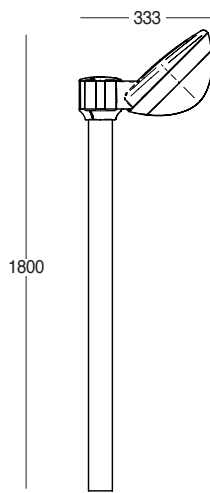
950-951-952 PALI



10-950



10-951

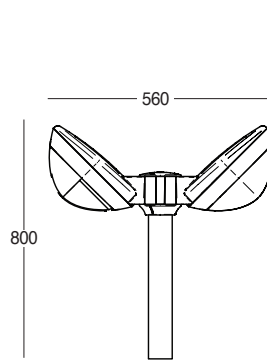


10-952

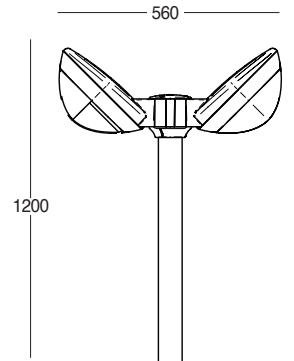


COD.	LAMP	V	W
10-950...	E27	250	60 max
10-951...			
10-952...			

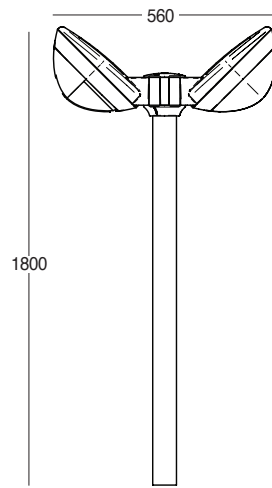
956-957-958 PALI



10-956



10-957



10-958



COD.

LAMP

V

W

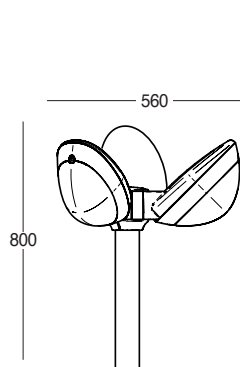
10-956...
10-957...
10-958...

E27

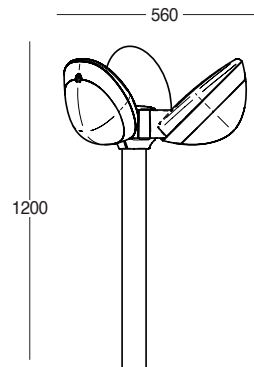
250

2x60 max

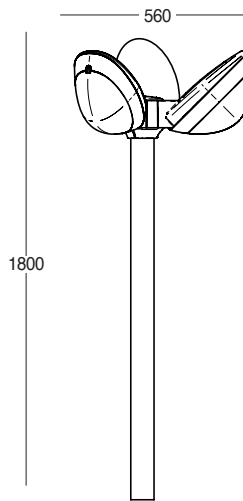
962-963-964 PALI



10-962



10-963

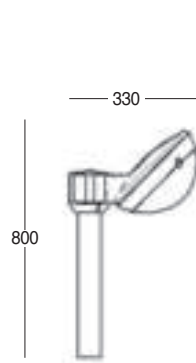


10-964

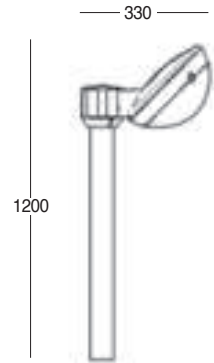


COD.	LAMP	V	W
10-962...			
10-963...	E27	250	3x60 max
10-964...			

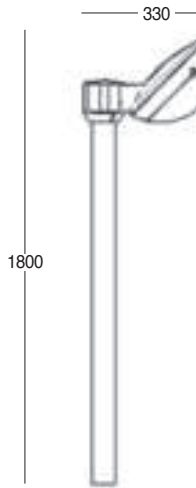
996-997-998 PALI



10-996



10-997



10-998



COD.

LAMP

V

W

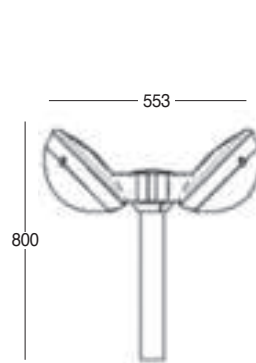
10-996...
10-997...
10-998...

E27

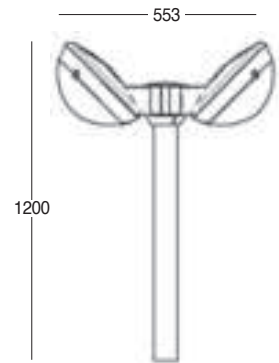
250

60 max

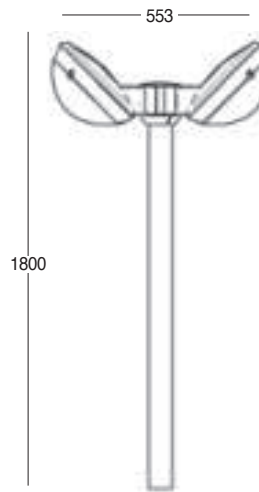
972-973-974 PALI



10-972



10-973

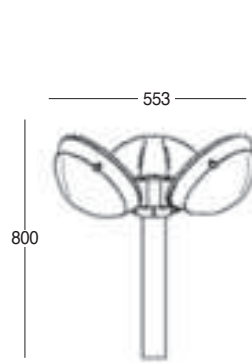


10-974

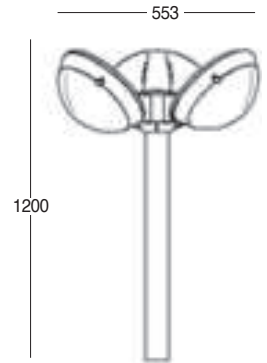


COD.	LAMP	V	W
10-972...			
10-973...	E27	250	2x60 max
10-974...			

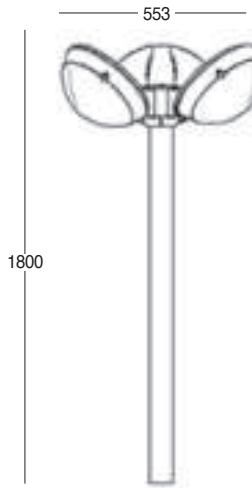
984-985-986 PALI



10-984



10-985



10-986



COD.

LAMP

V

W

10-984...
10-985...
10-986...

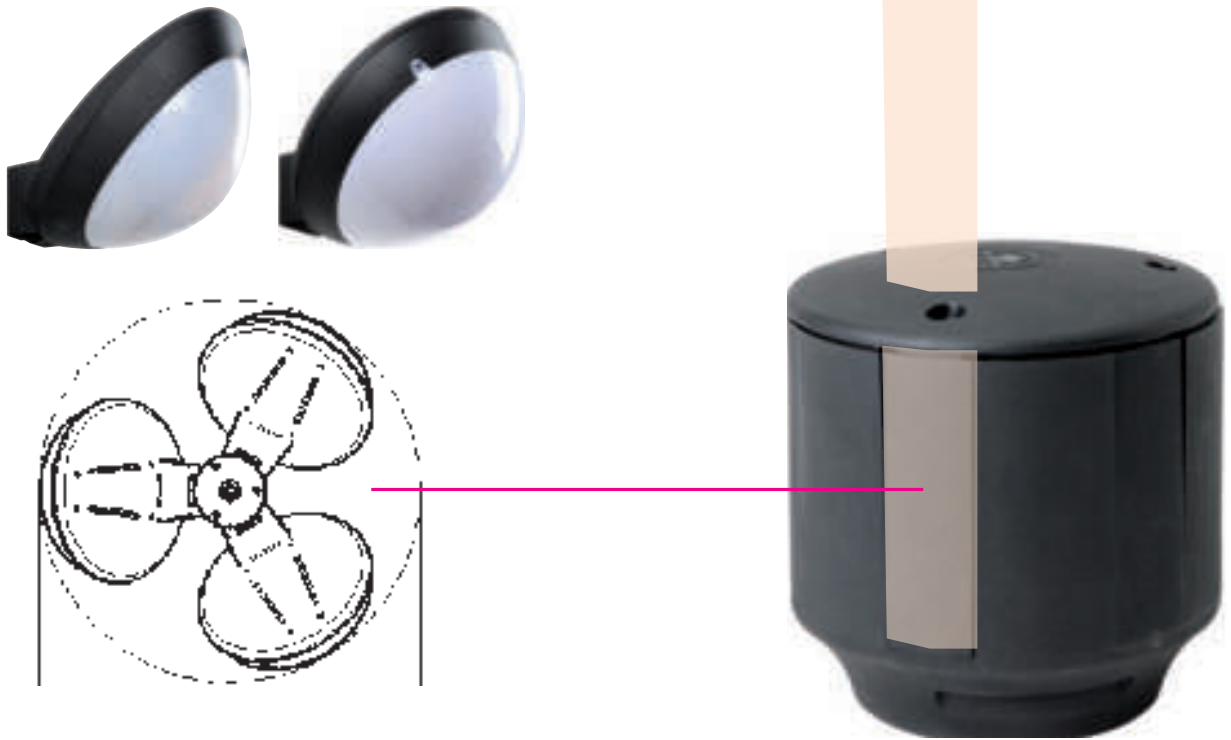
E27

250

3x60 max



PEGASO 4-5 SYSTEM



Nuovo Testa Palo Universale realizzato in nylon. Offre la possibilità di installare una, due o tre plafoniere su pali di diametro 6 centimetri.
 Nouvelle tête poteau universelle réalisée en nylon. Il offre la possibilité d'installer un, deux ou trois plafonniers sur poteau de 6 centimètres de diamètre.
 New Universal Pole Head made of nylon. It offers the possibility of installing one, two or three ceiling lights on poles of 6 cm diameter.

PEGASO 4 OVALE



PEGASO 5 TONDA



PEGASO 4-5 ACCESSORI SYSTEM



KIT
 Testa Palo Universale per
 New Pegaso
 Universal Pole Head for
 New Pegaso
 Tête de poteau universelle
 pour New Pegaso

099-0965...



Supporto a 45° per plafoniera
 ovale art. 10901-10902
 45 ° support for oval ceiling
 light art. 10901-10902
 Support à 45° pour plafonnier
 ovale art. 10901-10902

099-0954...



Supporto a 45° per plafoniera
 rotonda da art. 10907 a 10.911
 10.907L, da 10.918 a 10.923
 45 ° support for round ceiling
 light from art. 10907 to 10,911
 10.907L, from 10,918 to 10,923
 Support à 45° pour plafonnier
 rond de l'art. 10907 à 10.911
 10.907L, de 10.918 à 10.923

099-0943...

Base per palo Ø 60 in
 termoplastico caricato fibra
 vetro completa di accessori di
 montaggio.
 Base for pole Ø 60 in
 glass fiber reinforced
 thermoplastic complete with
 mounting accessories.
 Base pour poteau Ø60 en
 thermoplastique renforcé avec
 fibre de verre, accessoires de
 montage inclus.

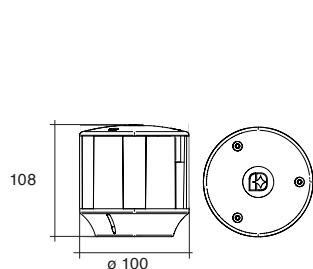


099-0960...

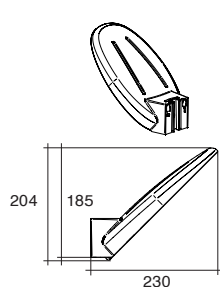


COD.

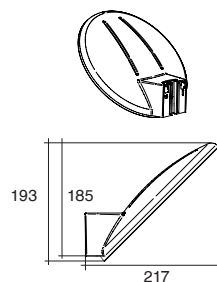
099-0961...	PALO	Ø 60-H 80
099-0962...	PALO	Ø 60-H 120
099-0963...	PALO	Ø 60-H 180



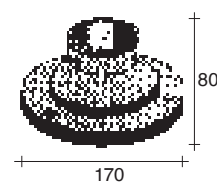
099-0965



099-0954



099-0943



099-0960

MARTE



001-002
003-004
005-006
007

DIFFUSORI DIFFUSERS - DIFFUSEURS

Policarbonato trasparente
Transparent polycarbonate
Polycarbonatetransparent

COLORI STANDARD STANDARD COLOURS - COULEURS CLASSIQUES



...N
NERO
BLACK
NOIR



...B
BIANCO
WHITE
BLANC



...V
VERDE
GREEN
VERT



CARATTERISTICHE

Realizzato con materiali di elevata qualità, Marte è un prodotto ideale per l'utilizzo all'esterno. Resistente ad urti e graffi, con ottime proprietà di isolamento elettrico di Classe II. La serie comprende: Marte 001 per installazione a parete con possibilità di montaggio in due diverse direzioni (verso l'altro o verso il basso), Marte 002 per installazione a soffitto o a terra, Marte 003 per installazione a sospensione, Marte 004-005 paletti per installazione a terra, Marte 006-007 pali per installazione a terra, con rispettivamente due e tre luci. La serie è disponibile in tre colori (nero, verde e bianco) ed è adattabile ad ogni esigenza di ambientazione. Estremamente solido ma di grande leggerezza e praticità, Marte resiste alla corrosione e assicura una lunga durata nel tempo in qualsiasi condizione ambientale. Il diffusore a quattro facce, realizzato in policarbonato trasparente, garantisce una diffusione ottimale ed omogenea della luce nei vostri spazi esterni. Marte, elegante nelle forme ed efficiente nella resa, vestirà i vostri ambienti di stile.

Installazione:

a parete, a soffitto, a terra

Componenti:

nylon caricato vetro 30%

Diffusori:

policarbonato chiaro trasparente

Portalamпада:

E27

Lampada non inclusa

Cablaggio:

tensione di rete 220-240V

Viterie:

acciaio inox

Guarnizione:

silicone espanso - silicone stampato

Isolamento:

Classe II

Normative:

conformità alle norme EN60598-1

Marchio:

CE

FEATURES

Made of high-quality materials, Marte is an ideal product for outdoor applications. Impact and scratch resistant, it has excellent class II electrical insulation properties. The series comprises: Marte 001 for wall installations which can be mounted in two different directions (upwards or downwards), Marte 002 for ceiling or ground installation, Marte 003 for hanging installation, Marte 004-005 small bollards for ground installation, Marte 006-007 bollards for ground installation, with two or three lights respectively. The series is available in three colours (black, green and white) and can be adapted to suit every need by providing the right atmosphere. Extremely strong but very light and practical, Marte resists corrosion and guarantees long life in any environmental condition. The four-face diffuser made of clear polycarbonate ensures optimal and uniform light diffusion in your outdoor spaces. Marte, elegant in shape and efficient in performance, will add a touch of style to your environment.

Fixing:

wall fixing, ceiling fixing, ground fixing

Components:

nylon 30% glass filled

Diffusers:

clear polycarbonate

Lamp holder:

E27

Lamp not included

Wiring:

voltage 220-240V

Screws kit:

stainless steel

Gasket:

expanded silicone - moulded silicone

Insulation:

Class II

Norms:

manufactured in compliance with EN60598-1 norms

Mark:

CE

CARACTÉRISTIQUES

Réalisé avec des matériaux de grande qualité, Marte est un produit parfait pour une utilisation en extérieur. Résistant aux chocs et aux rayures, il est aussi doté d'excellentes propriétés d'isolement électrique de Classe II. La série comprend: Marte 001 pour installation murale avec possibilité de montage dans deux directions (vers le haut et vers le bas), Marte 002 pour installation au pla-fond ou au sol, Marte 003 pour installation suspendue, Marte 004-005 pieux pour installation au sol, Marte 006-007 poteaux pour installation au sol, avec respectivement deux ou trois lumières. La série est disponible dans trois couleurs (noir, vert et blanc) et s'adapte à tout type d'agencement. Extrêmement solide mais d'une grande légèreté et très pratique, Marte résiste à la corrosion et garantit une grande durabilité quelles que soient les conditions environnementales. Le diffuseur à quatre faces, réalisé en polycarbonate transparent, garantit une diffusion optimale et homogène de la lumière dans vos espaces extérieurs. Grâce à ses formes élégantes et ses grandes prestations, Marte est parfait pour donner du style à vos espaces.

Installation:

au mur, au plafond, au sol

Composants:

nylon chargé en verre 30%

Diffuseurs:

Polycarbonate clair transparent

Douille de lampe:

E27

Ampoule non incluse

Câblage:

tension de réseau 220-240V

Visserie:

acier inox

Garniture:

silicone expansif - silicone moulé

Isolement:

Classe II

Réglementations:

Conformité avec les normes EN60598-11

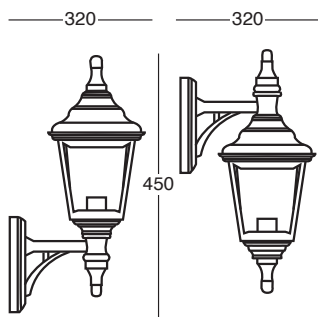
Marquage:

CE

01 001

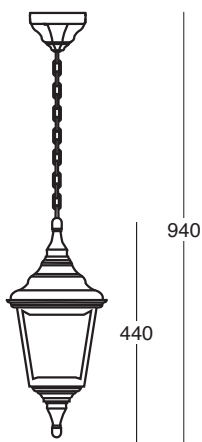


COD.	LAMP	V	W
094-01-001...30	E27	250	60 max



094-01-001

01 003



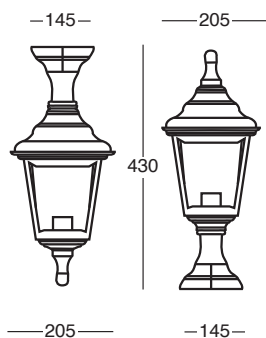
— 205 —

094-01-003



COD.	LAMP	V	W
094-01-003...30	E27	250	60 max

01 002



— 205 —

— 145 —

094-01-002

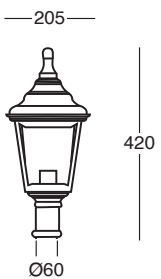


COD.	LAMP	V	W
094-01-002...30	E27	250	60 max

01 008

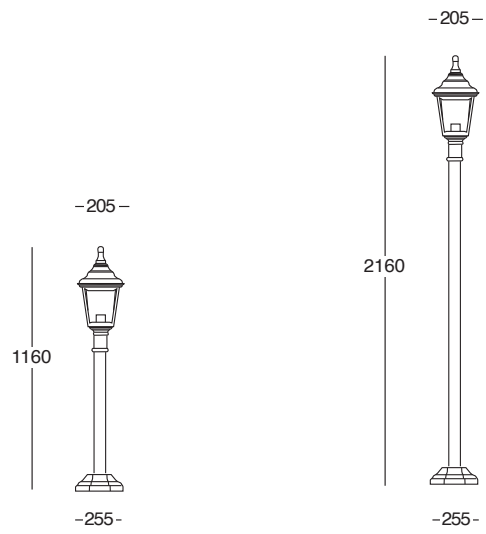


COD.	LAMP	V	W
094-01-008...30	E27	250	60 max



094-01-008

01 004-005



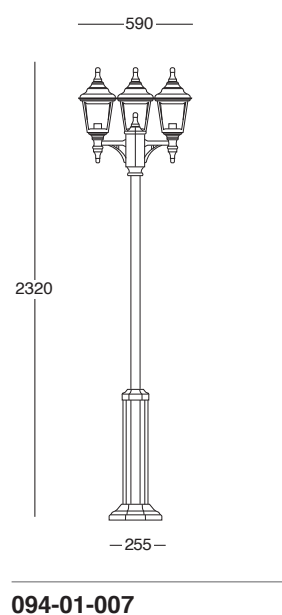
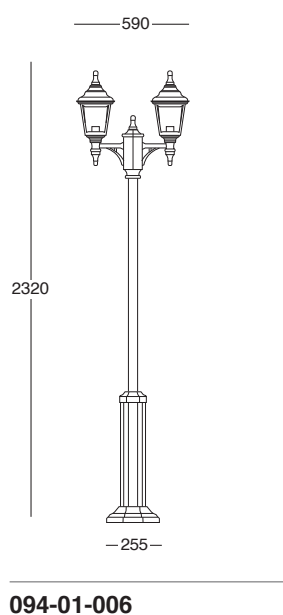
094-01-004

094-01-005



COD.	LAMP	V	W
094-01-004...30	E27	250	60 max
094-01-005...30			

01 006-007



COD.	LAMP	V	W
094-01-006...30	E27	250	60 max
094-01-007...30			

URANO



001-002
003-005
006-007
008

DIFFUSORI DIFFUSERS - DIFFUSEURS

Policarbonato trasparente
Transparent polycarbonate
Polycarbonatetransparent

COLORI STANDARD STANDARD COLOURS - COULEURS CLASSIQUES



...N
NERO
BLACK
NOIR



...B
BIANCO
WHITE
BLANC



...V
VERDE
GREEN
VERT

CARATTERISTICHE

Realizzato con materiali di elevata qualità, Urano è un prodotto ideale per l'utilizzo all'esterno. Resistente ad urti e graffi, con ottime proprietà di isolamento elettrico di Classe II. La serie comprende: Urano 001 per installazione a parete con possibilità di montaggio in due diverse direzioni (verso l'altro o verso il basso), Urano 002 per installazione a soffitto o a terra, Urano 003 per installazione a sospensione, Urano 005-006 paletti per installazione a terra, Urano 007-008 pali per installazione a terra, con rispettivamente due e tre luci. La serie è disponibile in tre colori (nero, verde e bianco) ed è adattabile ad ogni esigenza di ambientazione. Estremamente solido ma di grande leggerezza e praticità, Urano resiste alla corrosione e assicura una lunga durata nel tempo in qualsiasi condizione ambientale. Il diffusore a sei facce, realizzato in policarbonato trasparente, garantisce una diffusione ottimale ed omogenea della luce nei vostri spazi esterni. Urano, elegante nelle forme ed efficiente nella resa, vestirà i vostri ambienti di stile.

Installazione:

a parete, a soffitto, a terra

Componenti:

nylon caricato vetro 30%

Diffusori:

policarbonato chiaro trasparente

Portalampada:

E27

Lampada non inclusa

Cablaggio:

tensione di rete 220-240V

Viterie:

acciaio inox

Guarnizione:

silicone espanso - silicone stampato

Isolamento:

Classe II

Normative:

conformità alle norme EN60598-1

Marchio:

CE

FEATURES

Made of high-quality materials, Urano is an ideal product for outdoor applications. Impact and scratch resistant, it has excellent class II electrical insulation properties. The series comprises: Urano 001 for wall installations which can be mounted in two different directions (upwards or downwards), Urano 002 for ceiling or ground installations, Urano 003 for hanging installations, Urano 005-006 small bollards for ground installation, Urano 007-008 bollards for ground installations, with two or three lights respectively. The series is available in three colours (black, green and white) and can be adapted to suit every need by providing the right atmosphere. Extremely strong but very light and practical, Urano resists corrosion and guarantees long life in any environmental condition. The six-face diffuser made of clear polycarbonate ensures optimal and uniform light diffusion in your outdoor spaces. Urano, elegant in shape and efficient in performance, will add a touch of style to your environment.

Fixing:

wall fixing, ceiling fixing, ground fixing

Components:

nylon 30% glass filled

Diffusers:

clear polycarbonate

Lampholder:

E27

Lamp not included

Wiring:

voltage 220-240V

Screws kit:

stainless steel

Gasket:

expanded silicone - moulded silicone

Insulation:

Class II

Norms:

manufactured in compliance with EN60598-1 norms

Mark:

CE

CARACTÉRISTIQUES

Réalisé avec des matériaux de grande qualité, Urano est un produit parfait pour une utilisation en extérieur. Résistant aux chocs et aux rayures, il est aussi doté d'excellentes propriétés d'isolement électrique de Classe II. La série comprend : Urano 001 pour installation murale avec possibilité de montage dans deux directions (vers le haut et vers le bas), Urano 002 pour installation au plafond ou au sol, Urano 003 pour installation suspendue, Urano 005-006 pieux pour installation au sol, Urano 007-008 poteaux pour installation au sol, avec respectivement deux ou trois lumières. La série est disponible dans trois couleurs (noir, vert et blanc) et s'adapte à tout type d'agencement. Extrêmement solide mais d'une grande légèreté et très pratique, Urano résiste à la corrosion et garantit une grande durabilité quelles que soient les conditions environnementales. Le diffuseur à six faces, réalisé en polycarbonate transparent, garantit une diffusion optimale et homogène de la lumière dans vos espaces extérieurs. Grâce à ses formes élégantes et ses grandes prestations, Urano est parfait pour donner du style à vos espaces.

Installation:

au mur, au plafond, au sol

Composants:

nylon chargé en verre 30%

Diffuseurs:

Polycarbonate clair transparent

Douille de lampe:

E27

Ampoule non incluse

Câblage:

tension de réseau 220-240V

Visserie:

acier inox

Garniture:

silicone expansif - silicone moulé

Isolément:

Classe II

Règlementations:

Conformité avec les normes EN60598-1

Marquage:

CE

02 001



IP 44



CE

COD.

LAMP

V

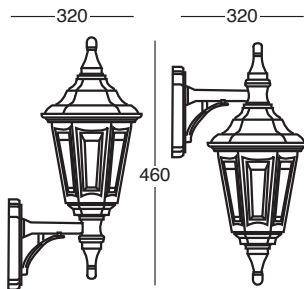
W

094-02-001...30

E27

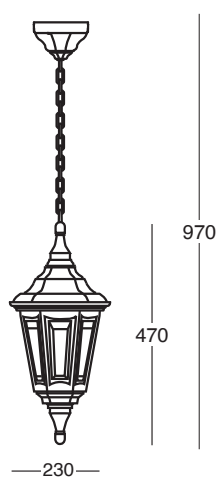
250

60 max



094-02-001

02 003

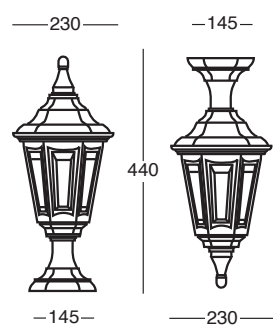


094-02-003



COD.	LAMP	V	W
094-02-003...30	E27	250	60 max

02 002

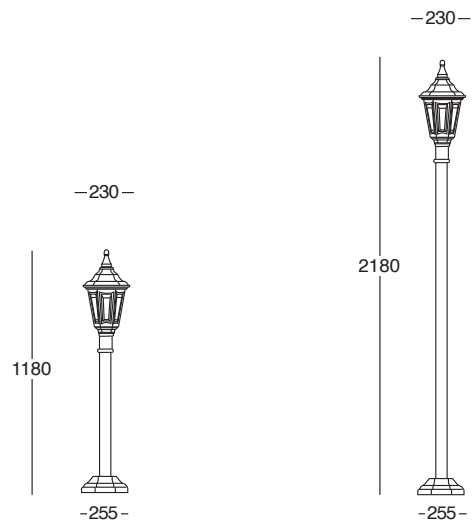


094-02-002



COD.	LAMP	V	W
094-02-002...30	E27	250	60 max

02 005-006



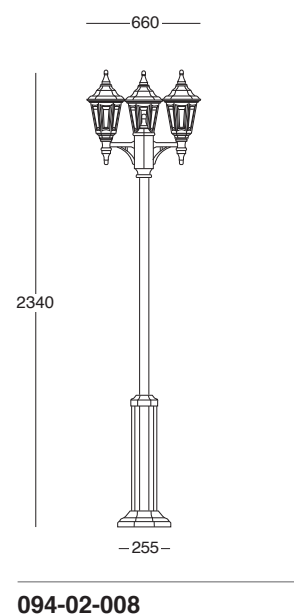
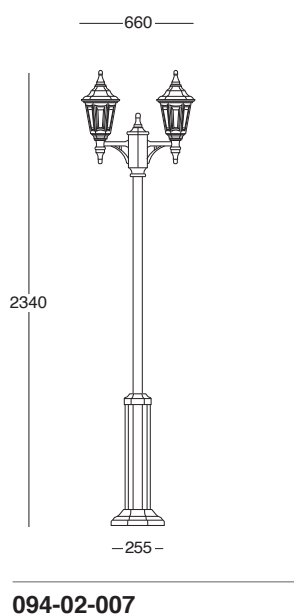
094-02-005

094-02-006



COD.	LAMP	V	W
094-02-005...30	E27	250	60 max
094-02-006...30			

02 007-008



COD.	LAMP	V	W
094-02-007...30	E27	250	60 max
094-02-008...30	E27	250	60 max

SATURNO



001-002
003-004
005-006
007

DIFFUSORI DIFFUSERS - DIFFUSEURS

Policarbonato opale (trasparente opzionale)
Opal Polycarbonate (option transparent)
Polycarbonate opale (transparent en option)

COLORI STANDARD STANDARD COLOURS - COULEURS CLASSIQUES



...N
NERO
BLACK
NOIR



...B
BIANCO
WHITE
BLANC



...V
VERDE
GREEN
VERT



CARATTERISTICHE

Realizzato con materiali di elevata qualità, Saturno è un prodotto ideale per l'utilizzo all'esterno. Resistente ad urti e graffi, con ottime proprietà di isolamento elettrico di Classe II. La serie comprende: Saturno 001 per installazione a parete con possibilità di montaggio in due diverse direzioni (verso l'altro o verso il basso), Saturno 002 per installazione a terra, Saturno 003 per installazione a sospensione, Saturno 004-005 paletti per installazione a terra, Saturno 006-007 pali per installazione a terra, con rispettivamente due e tre luci. La serie è disponibile in tre colori (nero, verde e bianco) ed è adattabile ad ogni esigenza di ambientazione. Estremamente solido ma di grande leggerezza e praticità, Saturno resiste alla corrosione e assicura una lunga durata nel tempo in qualsiasi condizione ambientale. Il diffusore sferico, realizzato in PMMA opale, garantisce una diffusione ampia ed omogenea della luce nei vostri spazi esterni. Saturno, elegante nelle forme ed efficiente nella resa, vestirà i vostri ambienti di stile.

Installazione:

a parete, a soffitto, a terra

Componenti:

nylon caricato vetro 30%

Diffusori:

PMMA opale

trasparente o fumè (opzionali)

Portalamпада:

E27

Lampada non inclusa

Cablaggio:

tensione di rete 220-240V

Viterie:

acciaio inox

Guarnizione:

silicone espanso - silicone stampato

Isolamento:

Classe II

Normative:

conformità alle norme EN60598-1

Marchio:

CE

FEATURES

Made of high quality materials, Saturno is an ideal product for outdoor lighting. Impact and scratch resistant, it has excellent class II electrical insulation properties. The series comprises: Saturno 001 for wall installations which can be mounted in two different directions (upwards or downwards), Saturno 002 for ground installations, Saturno 003 for hanging installations, Saturno 004-005 small bollards for ground installation, Saturno 006-007 bollards for ground installations, with two or three lights respectively. The series is available in three colours (black, green and white) and can be adapted to suit every need by providing the right atmosphere. Extremely strong but very light and practical, Saturno resists corrosion and guarantees long life in any environmental condition. The spherical diffuser made of opal PMMA ensures wide and uniform light diffusion in your outdoor spaces. Saturno, elegant in shape and efficient in performance, will add a touch of style to your environment.

Fixing:

wall fixing, ceiling fixing, ground fixing

Components:

nylon 30% glass filled

Diffusers:

opal PMMA

clear or smoke-grey (optional)

Lampholder:

E27

Lamp not included

Wiring:

voltage 220-240V

Screws kit:

stainless steel

Gasket:

expanded silicone - moulded silicone

Insulation:

Class II

Norms:

manufactured in compliance with EN60598-1 norms

Mark:

CE

CARACTÉRISTIQUES

Réalisé avec des matériaux de grande qualité, Saturno est un produit par-fait pour une utilisation en extérieur. Résistant aux chocs et aux rayures, il est aussi doté d'excellentes propriétés d'isolement électrique de Classe II. La série comprend : Saturno 001 pour installation murale avec possibilité de montage dans deux directions (vers le haut et vers le bas), Saturno 002 pour installation au plafond ou au sol, Saturno 003 pour installation suspendue, Saturno 004-005 pieux pour installation au sol, Saturno 006-007 poteaux pour installation au sol, avec respectivement deux ou trois lumières. La série est disponible dans trois couleurs (noir, vert et blanc) et s'adapte à tout type d'agencement. Extrêmement solide mais d'une grande légèreté et très pratique, Saturno résiste à la corrosion et garantit une grande durabilité quelles que soient les conditions environnementales. Le diffuseur sphérique, réalisé en PMMA opale, garantit une diffusion étendue et homogène de la lumière dans vos espaces extérieurs. Grâce à ses formes élégantes et ses grandes prestations, Saturno est parfait pour donner du style à vos espaces.

Installation:

au mur, au plafond, au sol

Composants:

nylon chargé en verre 30%

Diffuseurs:

PMMA opale

transparent ou fumé (en option)

Douille de lampe:

E27

Ampoule non incluse

Câblage:

tension de réseau 220-240V

Visserie:

acier inox

Garniture:

silicone expansif - silicone moulé

Isolément:

Classe II

Réglementations:

Conformité avec les normes EN60598-1

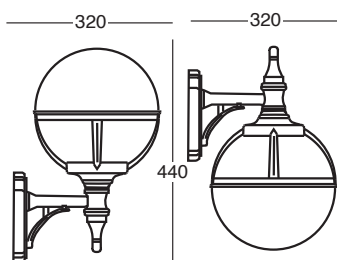
Marquage:

CE

03 001



COD.	LAMP	V	W
094-03-001...30	E27	250	60 max



094-03-001

03 003



IP 44



COD.

LAMP

V

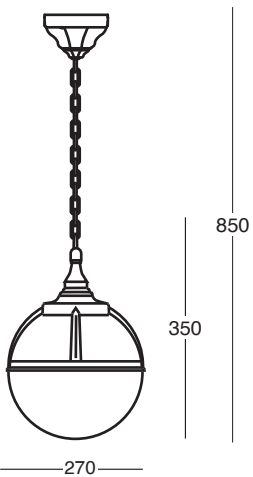
W

094-03-003...30

E27

250

60 max

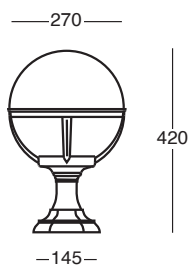


094-03-003

03 002

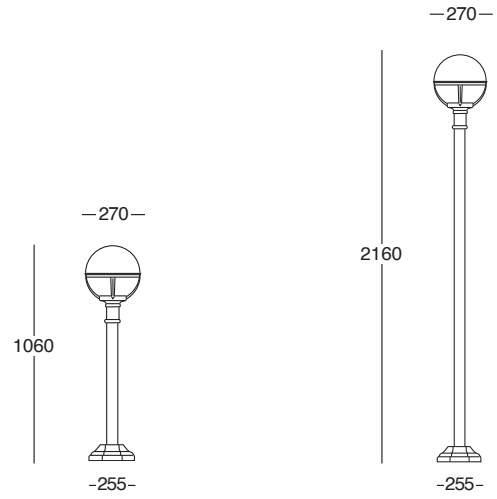


COD.	LAMP	V	W
094-03-002...30	E27	250	60 max



094-03-002

03 004-005



094-03-004

094-03-005



IP 44



COD.

LAMP

V

W

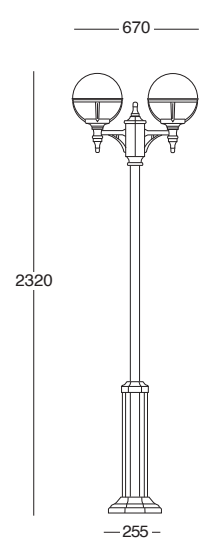
094-03-004...30
094-03-005...30

E27

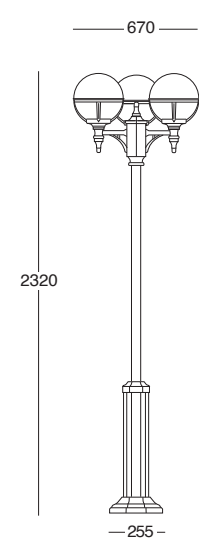
250

60 max

03 006-007



094-03-006



094-03-007



COD.	LAMP	V	W
094-03-006...30	E27	250	60 max
094-03-007...30			

VENERE



001-002
004-005
006-007

DIFFUSORI DIFFUSERS - DIFFUSEURS

Policarbonato trasparente
Transparent polycarbonate
Polycarbonatetransparent

COLORI STANDARD STANDARD COLOURS - COULEURS CLASSIQUES




...N
NERO
BLACK
NOIR



...B
BIANCO
WHITE
BLANC



...V
VERDE
GREEN
VERT



CARATTERISTICHE

Realizzato con materiali di elevata qualità, Venere è un prodotto ideale per l'utilizzo all'esterno. Resistente ad urti e graffi, con ottime proprietà di isolamento elettrico di Classe II. La serie comprende: Venere 001 per installazione a parete, Venere 002 per installazione a terra, Venere 004-005 paletti per installazione a terra, Venere 006-007 pali per installazione a terra, con rispettivamente due e tre luci. La serie è disponibile in tre colori (nero, verde e bianco) ed è adattabile ad ogni esigenza di ambientazione. Estremamente solido ma di grande leggerezza e praticità, Venere resiste alla corrosione e assicura una lunga durata nel tempo in qualsiasi condizione ambientale. Il diffusore realizzato in policarbonato trasparente, garantisce una diffusione ottimale ed omogenea della luce nei vostri spazi esterni. Venere, elegante nelle forme ed efficiente nella resa, vestirà i vostri ambienti di stile.

Installazione:

a parete, a soffitto, a terra

Componenti:

nylon caricato vetro 30%

Diffusori:

policarbonato chiaro trasparente

Portalamпада:

E27

Lampada non inclusa

Cablaggio:

tensione di rete 220-240V

Viterie:

acciaio inox

Guarnizione:

silicone espanso - silicone stampato

Isolamento:

Classe II

Normative:

conformità alle norme EN60598-1

Marchio:

CE

FEATURES

Made of highquality materials, Venere is an ideal product for outdoor applications. Impact and scratch resistant, it has excellent class II electrical insulation properties. The series comprises: Venere 001 for wall installation, Venere 002 for ground installation, Venere 004-005 small bollards for ground installation, Venere 006-007 bollards for ground installation, with two or three lights respectively. The series is available in three colours (black, green and white) and can be adapted to suit every needs by providing the right atmosphere. Extremely strong but very light and practical, Venere resists corrosion and guarantees long life in any environmental condition. The diffuser made of clear polycarbonate ensures optimal and uniform light diffusion in your outdoor spaces. Venere, elegant in shape and efficient in performance, will add a touch of style to your environment.

Fixing:

wall fixing, ceiling fixing, ground fixing

Components:

nylon 30% glass filled

Diffusers:

clear polycarbonate

Lampholder:

E27

Lamp not included

Wiring:

voltage 220-240V

Screws kit:

stainless steel

Gasket:

expanded silicone - moulded silicone

Insulation:

Class II

Norms:

manufactured in compliance with EN60598-1 norms

Mark:

CE

CARACTÉRISTIQUES

Réalisé avec des matériaux de grande qualité, Venere est un produit parfait pour une utilisation en extérieur. Résistant aux chocs et aux rayures, il est aussi doté d'excellentes propriétés d'isolement électrique de Classe II. La série comprend : Venere 001 pour installation murale, Venere 002 pour installation au sol, Venere 004-005 pieux pour installation au sol, Venere 006-007 poteaux pour installation au sol, avec respectivement deux et trois lumières. La série est disponible dans trois couleurs (noir, vert et blanc) et s'adapte à tout type d'agencement. Extrêmement solide mais d'une grande légèreté et très pratique, Venere résiste à la corrosion et garantit une grande durabilité quelles que soient les conditions environnementales. Le diffuseur, réalisé en polycarbonate transparent, garantit une diffusion optimale et homogène de la lumière dans vos espaces extérieurs. Grâce à ses formes élégantes et ses grandes prestations, Venere est parfait pour donner du style à vos espaces.

Installation:

au mur, au plafond, au sol

Composants:

nylon chargé en verre 30%

Diffuseurs:

Polycarbonate clair transparent

Douille de lampe:

E27

Ampoule non incluse

Câblage:

tension de réseau 220-240V

Visserie:

acier inox

Garniture:

silicone expansif - silicone moulé

Isolement:

Classe II

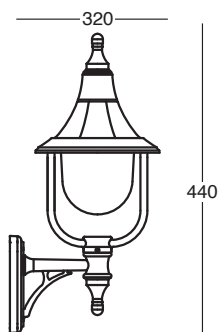
Règlementations:

Conformité avec les normes EN60598-1

Marquage:

CE

20 001

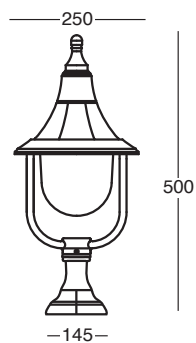


094-20-001



COD.	LAMP	V	W
094-20-001...30	E27	250	60 max

20 002

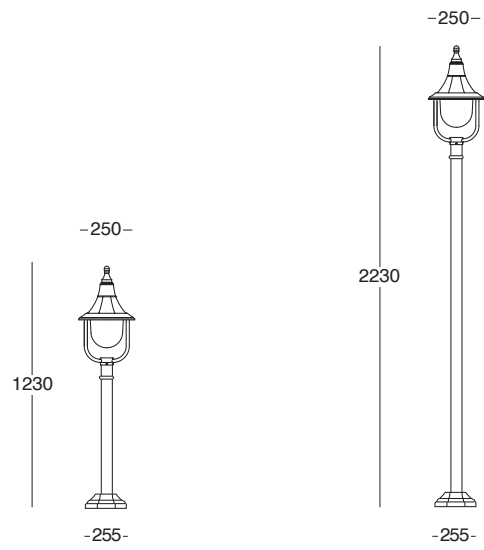


094-20-002



COD.	LAMP	V	W
094-20-002...30	E27	250	60 max

20 004-005



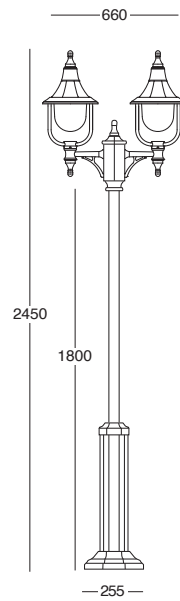
094-20-004

094-20-005

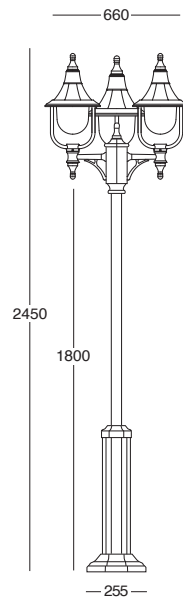


COD.	LAMP	V	W
094-20-004...30	E27	250	60 max
094-20-005...30			

20 006-007



094-20-006



094-20-007



COD.	LAMP	V	W
094-20-006...30	E27	250	60 max
094-20-007...30			

MERCURIO



001-002
003-005
006-007

DIFFUSORI DIFFUSERS - DIFFUSEURS

Policarbonato trasparente
Transparent polycarbonate
Polycarbonatetransparent

COLORI STANDARD STANDARD COLOURS - COULEURS CLASSIQUES




...N
NERO
BLACK
NOIR



...B
BIANCO
WHITE
BLANC



...V
VERDE
GREEN
VERT



CARATTERISTICHE

Realizzato con materiali di elevata qualità, Mercurio è un prodotto ideale per l'utilizzo all'esterno. Resistente ad urti e graffi, con ottime proprietà di isolamento elettrico di Classe II. La serie comprende: Mercurio 001 per installazione a parete, Mercurio 002 per installazione a terra, Mercurio 003 per installazione a sospensione, Mercurio 005-006-007 pali per installazione a terra, con rispettivamente una, due e tre luci. La serie è disponibile in tre colori (nero, verde e bianco) ed è adattabile ad ogni esigenza di ambientazione. Estremamente solido ma di grande leggerezza e praticità, Mercurio resiste alla corrosione e assicura una lunga durata nel tempo in qualsiasi condizione ambientale. Il diffusore realizzato in policarbonato trasparente, garantisce una diffusione ottimale ed omogenea della luce nei vostri spazi esterni. Mercurio, elegante nelle forme ed efficiente nella resa, vestirà i vostri ambienti di stile.

Installazione:

a parete, a soffitto, a terra

Componenti:

nylon caricato vetro 30%

Diffusori:

policarbonato chiaro trasparente

Portalamпада:

E27

Lampada non inclusa

Cablaggio:

tensione di rete 220-240V

Viterie:

acciaio inox

Guarnizione:

silicone espanso - silicone stampato

Isolamento:

Classe II

Normative:

conformità alle norme EN60598-1

Marchio:

CE

FEATURES

Made with high quality materials, Mercury is an ideal product for outdoor use. Resistant to shock and scratches, with excellent Class II electrical insulation properties. The series includes: Mercury 001 for wall installation, Mercury 002 for ground installation, Mercury 003 for suspension installation, Mercury 005-006-007 poles for ground installation, with one, two and three lights respectively. The series is available in three colors (black, green and white) and can be adapted to any setting. Extremely solid but of great lightness and practicality, Mercurio resists corrosion and ensures a long life in any environmental condition. The diffuser made of transparent polycarbonate guarantees an optimal and homogeneous diffusion of the light in your outdoor spaces. Mercury, elegant in form and efficient in rendering, will dress your style environments.

Fixing:

wall fixing, ceiling fixing, ground fixing

Components:

nylon 30% glass filled

Diffusers:

clear polycarbonate

Lampholder:

E27

Lamp not included

Wiring:

voltage 220-240V

Screws kit:

stainless steel

Gasket:

expanded silicone - moulded silicone

Insulation:

Class II

Norms:

manufactured in compliance with EN60598-1 norms

Mark:

CE

CARACTÉRISTIQUES

Réalisé avec des matériaux de grande qualité, Mercurio est un produit par-fait pour une utilisation en extérieur. Résistant aux chocs et aux rayures, il est aussi doté d'excellentes propriétés d'isolement électrique de Classe II. La série comprend : Mercurio 001 pour installation murale, Mercurio 002 pour installation au sol, Mercurio 003 pour installation suspendue, Mercurio 005-006-007 poteaux pour installation au sol, avec respectivement une, deux et trois lumières. La série est disponible dans trois couleurs (noir, vert et blanc) et s'adapte à tout type d'agencement. Extrêmement solide mais d'une grande légèreté et très pratique, Mercurio résiste à la corrosion et garantit une grande durabilité quelles que soient les conditions environnementales. Le diffuseur, réalisé en polycarbonate transparent, garantit une diffusion optimale et homogène de la lumière dans vos espaces extérieurs. Grâce à ses formes élégantes et ses grandes prestations, Mercurio est par-fait pour donner du style à vos espaces.

Installation:

au mur, au plafond, au sol

Composants:

nylon chargé en verre 30%

Diffuseurs:

Polycarbonate clair transparent

Douille de lampe:

E27

Ampoule non incluse

Câblage:

tension de réseau 220-240V

Visserie:

acier inox

Garniture:

silicone expansif - silicone moulé

Isolement:

Classe II

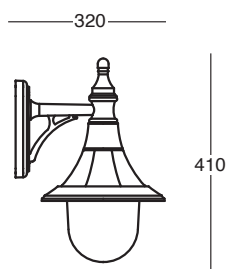
Réglementations:

Conformité avec les normes EN60598-1

Marquage:

CE

21 001

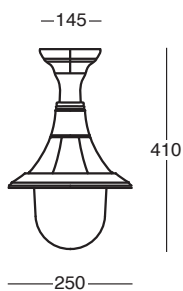


094-21-001



COD.	LAMP	V	W
094-21-001...30	E27	250	60 max

21 002



094-21-002



COD.	LAMP	V	W
094-21-002...30	E27	250	60 max

21 003



IP 44



COD.

LAMP

V

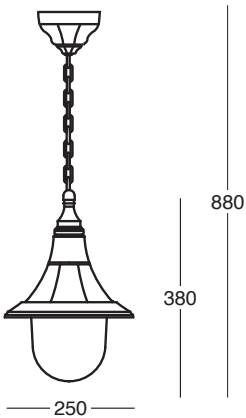
W

094-21-003...30

E27


250

60 max

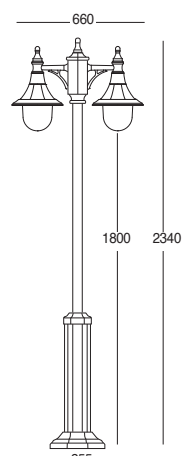


094-21-003

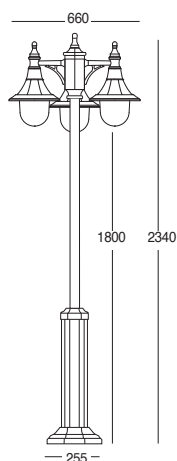
21 005-006-007



094-21-005



094-21-006



094-21-007



COD.	LAMP	V	W
094-21-005...30			
094-21-006...30	E27	250	60 max
094-21-007...30			

PLAFONIERE

CEILING LAMPS

PLAFONNIER

COLORI STANDARD

STANDARD COLOURS - COULEURS CLASSIQUES



...N

NERO
BLACK
NOIR



...B

BIANCO
WHITE
BLANC



...V

VERDE
GREEN
VERT



CARATTERISTICHE

Realizzato con materiali di elevata qualità, è un prodotto ideale per l'utilizzo all'esterno. Resistente ad urti e graffi, con ottime proprietà di isolamento elettrico di Classe II, è disponibile in tre colori (nero, verde e bianco) ed è adattabile ad ogni esigenza di ambientazione. Estremamente solido ma di grande leggerezza e praticità, resiste alla corrosione e assicura una lunga durata nel tempo in qualsiasi condizione ambientale. Il diffusore, garantisce una diffusione ottimale ed omogenea della luce nei vostri spazi esterni. Elegante nelle forme ed efficiente nella resa, vestirà i vostri ambienti di stile.

Installazione:

a parete, a soffitto

Componenti:

nylon caricato vetro 30%

Diffusori:

polycarbonato chiaro trasparente
polycarbonato satinato (optagon)
polycarbonato opale (prisma, sirius(opzionale))

Portalamпада:

E27

Lampada non inclusa

Cablaggio:

tensione di rete 220-240V

Viterie:

acciaio inox

Guarnizione:

silicone espanso - silicone stampato

Isolamento:

Classe II

Normative:

conformità alle norme EN60598-1

Marchio:

CE

Accessori opzionali:

riflettore in polycarbonato (sirius solo per lampada fluorescente)

FEATURES

Made of high-quality materials, is an ideal product for outdoor applications. Impact and scratch resistant, it has excellent class II electrical insulation properties. Is available in three colours (black, green and white) and can be adapted to suit every need by providing the right atmosphere. Extremely strong but very light and practical, resists corrosion and guarantees long life in any environmental condition. Made of clear polycarbonate, ensures optimal and uniform light diffusion in your outdoor spaces. Elegant in shape and efficient in performance, will add a touch of style to your environment.

Fixing:

wall fixing

Components:

nylon 30% glass filled

Diffusers:

clear polycarbonate
satinated polycarbonate (optagon)
opal polycarbonate (prisma, sirius(opzionale))

Lampholder:

E27

Lamp not included

Wiring:

voltage 220-240V

Screws kit:

stainless steel

Gasket:

expanded silicone - moulded silicone

Insulation:

Class II

Norms:

manufactured in compliance with EN60598-1 norms

Mark:

CE

Optional Accessories:

polycarbonate reflector (sirius for CFL only)

CARACTÉRISTIQUES

Réalisé avec des matériaux de grande qualité, il s'agit d'un produit parfait pour une utilisation en extérieur. Résistant aux chocs et aux rayures et possédant d'excellentes propriétés d'isolement électrique de Classe II, il est disponible dans trois couleurs (noir, vert et blanc) et il est en mesure de s'adapter à toutes les types d'agencement. Extrêmement solide mais d'une grande légèreté et très pratique, il résiste à la corrosion et garantit une grande durabilité quelles que soient les conditions environnementales. Le diffuseur garantit une diffusion optimale et homogène de la lumière dans vos espaces extérieurs. Grâce à ses formes élégantes et ses grandes prestations, il est parfait pour donner du style à vos espaces.

Installation:

au mur, au plafond

Composants:

nylon chargé en verre 30%

Diffuseurs:

Polycarbonate clair transparent
Polycarbonate clair (optagon)
Polycarbonate opale (prisma, sirius (en option))

Douille de lampe:

E27

Ampoule non incluse

Câblage:

tension de réseau 220-240V

Visserie:

acier inox

Garniture:

silicone expansif - silicone moulé

Isolément:

Classe II

Règlementations:

Conformité avec les normes EN60598-1

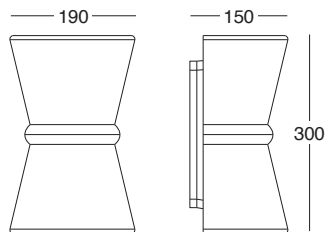
Marquage:

CE

Accessoires en option:

réflecteur en polycarbonate (Sirius uniquement pour lampe fluorescente)

30 001



DISPONIBILE ANCHE NELLA COLORAZIONE GRIGIA
 ALSO AVAILABLE IN GRAY COLOR
 AUSSI DISPONIBLE EN COULEUR GRIS



094-30-001




Standard Policarbonato trasparente. - Opale opzionale: = O
 Transparent polycarbonate clear - Opal option: = O
 Polycarbonate transparent clair - Opale en optional: -= O.

COD.	LAMP	V	W
094-30-001...30	E27	250	42 max

NON DISPONIBILE PER IL MERCATO FRANCESE
 NOT AVAILABLE FOR THE FRENCH MARKET
 NON DISPONIBLE POUR LE MARCHÉ FRANÇAIS

02 004



Policarbonato trasparente
 Transparent polycarbonate
 Polycarbonate transparent




094-02-004



COD.	LAMP	V	W
094-02-004...30	E27	250	60 max

01 010



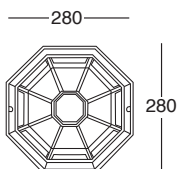
Policarbonato trasparente
 Transparent polycarbonate
 Polycarbonate transparent

094-01-010



COD.	LAMP	V	W
094-01-010...30	E27	250	60 max

04 001



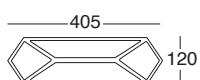
Policarbonato satinato
 Satined polycarbonate
 Polycarbonate satiné

094-04-001



COD.	LAMP	V	W
094-04-001...30	E27	250	60 max

05 001




Policarbonato opale
 Opal polycarbonate
 Polycarbonate opale

094-05-001



COD.	LAMP	V	W
094-05-001...30	E27	250	60 max

05 002



Policarbonato opale
 Opal polycarbonate
 Polycarbonate opale

094-05-002



COD.	LAMP	V	W
094-05-002...30	E27	250	60 max

INDICE MODELLI - MODEL INDEX - SOMMAIRE MODÈLES



ANDROMEDA	56	EMPIRE	106	PERSEUS	96
ANTLIA	290	EXAGON	112	PYXIS	330
APUS	284	FINANCE	318	QUADRAT	42
ARA	202	FORNAX	240	ROTUND	192
ARIES	68	GALLERY	312	SAGITTA	308
ARIES CLOSED	68	GILBERT	264	SATURNO	416
AURIGA	296	GIOTTO	92	SCULPTOR	236
BASILY	268	GIOVE	378	SIMPHONY	252
BOWL	186	HARMONY	258	TERRA	372
CAPSULA	382	HYDRA	134	URANO	410
CASSIOPEA	122	LYRA	272	URSA MAJOR	248
CENTAURUS	300	MARTE	402	VENERE	424
CETUS	162	MERCURIO	430	VIRGO	152
CETUS GLASS	174	NETTUNO	368	VOLANS	232
CL	334	NIGRI	322		
COLUMBA	218	NORMA	210		
DOLPHIN	278	OCTANS	146	LANTERNE E PLAFONIERE	338
DRACO	226	PEGASO	386	PLAFONIERE POLIMERI	436

INDICE PER CODICE - INDEX BY CODE - SOMMAIRE PAR CODE

001-00...42	361	094-01-006...30	409	094-090...O30	384	10-907...L/4	389
001-00...50	361	094-01-007...30	409	094-090...RPB30	384	10-912...	389
001-00...LED3	361	094-01-008...30	407	094-091...30	384	10-912...L/3	389
002-00...42	361	094-01-010...30	440	094-091...O30	384	10-912...L/4	389
002-00...50	361	094-02-001...30	412	094-091...RPB30	384	10-918...	390
002-00...LED3	361	094-02-002...30	413	094-092...30	385	10-918...L/3	390
003-00...42	361	094-02-003...30	413	094-092...O30	385	10-918...L/4	390
003-00...50	361	094-02-004...30	439	094-092...RPB30	385	10-922...	390
003-00...LED3	361	094-02-005...30	414	094-20-001...30	427	10-922...L/3	390
004-00...42	361	094-02-006...30	414	094-20-002...30	427	10-922...L/4	390
004-00...50	361	094-02-007...30	415	094-20-004...30	428	10-924...	392
004-00...LED3	361	094-02-008...30	415	094-20-005...30	428	10-924...L/3	392
007-00...30	360	094-03-001...30	419	094-20-006...30	429	10-924...L/4	392
007-00...LED3	360	094-03-002...30	421	094-20-007...30	429	10-926...	392
008-00...30	360	094-03-003...30	420	094-21-001...30	433	10-926...L/3	392
008-00...LED3	360	094-03-004...30	422	094-21-002...30	433	10-926...L/4	392
0100-00...30	352	094-03-005...30	422	094-21-003...30	434	10-950...	393
0110-00...30	352	094-03-006...30	423	094-21-005...30	435	10-951...	393
093-001-OT50-...	365	094-03-007...30	423	094-21-006...30	435	10-952...	393
093-001-OTL3-...	365	094-04-001...30	440	094-21-007...30	435	10-956...	394
093-002-OT50-...	365	094-05-001...30	441	094-30-001...30	439	10-957...	394
093-002-OTL3-...	365	094-05-002...30	441	094-40-001...51	371	10-958...	394
093-003-OT50-...	365	094-070...O30	376	094-40-002...51	371	10-962...	395
093-003-OTL3-...	365	094-070...RPB30	375	094-40-011...51	371	10-963...	395
093-004-OT50-...	365	094-070...RPC30	375	094-40-012...51	371	10-964...	395
093-004-OTL3-...	365	094-071...O30	376	099-0943...	401	10-972...	397
093-007-OT30-...	364	094-071...RPB30	375	099-0954...	401	10-973...	397
093-007-OTL3-...	364	094-071...RPC30	375	099-0960...	401	10-974...	397
093-008-OT30-...	364	094-072...LED3	377	099-0961	401	10-984...	398
093-008-OTL3-...	364	094-072...LED4	377	099-0962	401	10-985...	398
093-07-OT30-...	363	094-073...LED3	377	099-0963	401	10-986...	398
093-07-OT34-...	363	094-073...LED4	377	099-0965...	401	10-996...	396
093-08-OT30-...	363	094-074...O30	376	10-810...	391	10-997...	396
093-08-OT34-...	363	094-080...30	380	10-810...L/3	391	10-998...	396
093-09-OT30-...	363	094-080...O30	380	10-810...L/4	391	161W0/1T1.PF	357
093-09-OT34-...	363	094-080...RPB30	380	10-901...	391	179W0/1T1.PO	188
093-10-OT30-...	363	094-081...30	380	10-901...L/3	391	185F1/1T1.PT	267
093-10-OT34-...	363	094-081...O30	380	10-901...L/4	391	185F2/2T1.PT	267
094-01-001...30	405	094-081...RPB30	380	10-903...	391	185F2/3T1.PT	267
094-01-002...30	406	094-082...30	381	10-903...L/3	391	185W0/1T1.PT	266
094-01-003...30	406	094-082...O30	381	10-903...L/4	391	190F0/1T1.PT	271
094-01-004...30	408	094-082...RPB30	381	10-907...	389	190F1/1T1.PT	271
094-01-005...30	408	094-090...30	384	10-907...L/3	389	190F2/1T1.PT	271

190F3/2T1.PT	271	2002-05...30	130	2103-08...30	143	2243-08...30	77
190F3/3T1.PT	271	2002-06...30	130	2103-09...30	144	2243-09...30	78
190W0/1T1.PT	270	2002-07...30	130	2103-11...30	145	2243-11...30	79
191F0/1T1.PT	271	2002-08...30	131	2103-18...30	143	2243-25...30	75
191F1/1T1.PT	271	2002-09...30	132	2103-19...30	144	2245-01...30	71
191F2/1T1.PT	271	2002-11...30	133	2103-21...30	145	2245-02...30	73
191F3/2T1.PT	271	2002-25...30	129	2103-25...30	141	2245-03...30	73
191F3/3T1.PT	271	2003-01...30	125	2211-01...30	59	2245-04...30	74
191W0/1T1.PT	270	2003-02...30	127	2211-02...30	60	2245-08...30	77
195F0/1NL.PS	255	2003-03...30	127	2211-03...30	60	2245-09...30	78
195F0/1NL.PS	255	2003-04...30	128	2211-04...30	62	2245-11...30	79
195F0/1WL.PS	255	2003-08...30	131	2212-01...30	59	2245-25...30	75
195F0/2NL.PS	255	2003-09...30	132	2212-02...30	60	2255-01...30	82
195F0/2T1.PS	255	2003-11...30	133	2212-03...30	60	2255-02...30	81
195F0/2WL.PS	255	2003-18...30	131	2212-04...30	62	2255-03...30	81
195F0/3NL.PS	255	2003-19...30	132	2212-05...30	64	2255-04...30	83
195F0/3T1.PS	255	2003-21...30	133	2212-06...30	64	2255-08...30	85
195F0/3WL.PS	255	2003-25...30	129	2212-07...30	64	2255-09...30	86
195W0/1NL.PS	254	2005-02...30	148	2212-08...30	65	2255-11...30	87
195W0/1T1.PS	254	2005-03...30	148	2212-09...30	66	2255-12...30	88
195W0/1WL.PS	254	2005-04...30	148	2212-11...30	67	2255-13...30	88
196F1/1NL.PS	261	2005-13...30	150	2212-25...30	63	2255-14...30	89
196F1/1T1.PS	261	2005-19...30	149	2213-01...30	59	2255-17...30	90
196F1/1WL.PS	261	2005-21...30	149	2213-02...30	61	2255-18...30	90
196F1/2NL.PS	261	2005-23...30	150	2213-03...30	61	2255-19...30	90
196F1/2T1.PS	261	2005-28...30	151	2213-04...30	62	2255-21...30	90
196F1/2WL.PS	261	2005-29...30	151	2213-07...30	64	2255-25...30	83
196F1/3NL.PS	261	2005-31...30	151	2213-08...30	65	2255-27...30	91
196F1/3T1.PS	261	2101-01...30	137	2213-09...30	66	2255-28...30	91
196F1/3WL.PS	261	2101-02...30	138	2213-11...30	67	2255-29...30	91
196W1/1NL.PS	260	2101-03...30	138	2213-18...30	65	2255-31...30	91
196W1/1T1.PS	260	2101-04...30	140	2213-19...30	66	2256-02...30	99
196W1/1WL.PS	260	2102-01...30	137	2213-25...30	63	2256-03...30	99
1790F/1T1.PO	189	2102-02...30	138	2215-01...30	59	2256-04...30	100
1790F/2T1.PO	189	2102-03...30	138	2215-02...30	61	2256-08...30	102
1790F/3T1.PO	189	2102-04...30	140	2215-03...30	61	2256-09...30	103
1790W/1T1.PO	188	2102-06...30	142	2215-04...30	62	2256-11...30	103
2001-01...30	125	2102-07...30	142	2215-08...30	65	2256-25...30	101
2001-02...30	126	2102-08...30	143	2215-09...30	66	2256-41...30	104
2001-03...30	126	2102-09...30	144	2215-11...30	67	2256-48...30	104
2001-04...30	128	2102-11...30	145	2215-25...30	63	2256-49...30	104
2001-25...30	129	2102-25...30	141	2243-01...30	71	2272-01...30	71
2002-01...30	125	2103-01...30	137	2243-02...30	73	2272-02...30	72
2002-02...30	126	2103-02...30	139	2243-03...30	73	2272-03...30	72
2002-03...30	126	2103-03...30	139	2243-04...30	74	2272-04...30	74
2002-04...30	128	2103-04...30	140	2243-07...30	76	2272-05...30	76

2272-06...30	76	2351-01...30	230	2804-02...30	303	3102-15...30	117
2272-07...30	76	2351-20...30	230	2804-03...30	303	3102-22...30	343
2272-08...30	77	2351-21...30	229	2804-04...30	304	3102-61...30	119
2272-09...30	78	2351-22...30	228	2804-08...30	306	3102-66...30	117
2272-11...30	79	2351-23...30	228	2804-09...30	306	3102-67...30	118
2272-12...30	94	2351-28...30	231	2804-11...30	307	3102-68...30	119
2272-25...30	75	2351-29...30	231	2804-14...30	304	3102-69...30	119
2272-28...30	95	2351-31...30	231	2901-01...30	274	3103-02...30	54
2272-29...30	95	2354-02...30	250	2901-03...30	274	3103-03...30	54
2272-31...30	95	2354-08...30	251	2901-04...30	275	3103-04...30	54
2282-01...30	82	2354-09...30	251	2902-01...30	274	3103-15...30	55
2282-02...30	80	2354-11...30	251	2902-03...30	274	3104-00...30	349
2282-03...30	80	2590-02...30	342	2902-04...30	275	3104-01...30	49
2282-04...30	83	2590-12...30	342	2902-06...30	276	3104-02...30	48
2282-05...30	84	2620-00...30	344	2902-07...30	276	3104-03...30	48
2282-06...30	84	2640-00...30	345	2902-08...30	277	3104-04...30	49
2282-07...30	84	2650-00...30	343	2902-09...30	277	3104-15...30	50
2282-08...30	85	2670-00...30	348	2902-10...30	281	3104-22...30	342
2282-09...30	86	2675-00...30	344	2902-11...30	277	3104-61...30	53
2282-11...30	87	2675-22...30	344	2902-12...30	280	3104-66...30	51
2282-25...30	83	2690-00...30	346	2902-13...30	280	3104-67...30	52
2283-01...30	82	2802-01...30	293	2902-14...30	281	3104-68...30	53
2283-02...30	81	2802-03...30	292	2902-16...30	282	3104-69...30	53
2283-03...30	81	2802-04...30	293	2902-17...30	282	3105-03...30	200
2283-04...30	83	2802-06...30	294	2902-18...30	283	3105-04...30	200
2283-07...30	84	2802-07...30	294	2902-19...30	283	3105-15...30	201
2283-08...30	85	2802-08...30	295	2902-21...30	283	3106-00...30	351
2283-09...30	86	2802-09...30	295	2902-25...30	275	3106-03...30	196
2283-11...30	87	2802-11...30	295	2922-01...30	287	3106-04...30	196
2283-12...30	88	2802-13...30	298	2922-02...30	286	3106-15...30	197
2283-25...30	83	2802-18...30	299	2922-03...30	286	3106-22...30	347
2348-01...30	238	2802-19...30	299	2922-04...30	287	3106-61...30	199
2348-02...30	238	2802-21...30	299	2922-06...30	288	3106-66...30	197
2348-08...30	239	2803-01...30	304	2922-07...30	288	3106-67...30	198
2348-09...30	239	2803-02...30	303	2922-08...30	289	3106-68...30	199
2348-11...30	239	2803-03...30	303	2922-09...30	289	3106-69...30	199
2350-01...30	214	2803-04...30	304	2922-11...30	289	3108-01...30	46
2350-02...30	213	2803-06...30	305	3101-02...30	120	3108-03...30	45
2350-04...30	214	2803-07...30	305	3101-03...30	120	3108-04...30	46
2350-06...30	215	2803-08...30	306	3101-04...30	120	3108-71...30	47
2350-08...30	216	2803-09...30	306	3101-15...30	121	3108-78...30	47
2350-09...30	216	2803-11...30	307	3102-00...30	350	3108-79...30	47
2350-11...30	216	2803-12...30	310	3102-01...30	116	3109-03...30	194
2350-18...30	217	2803-18...30	311	3102-02...30	115	3109-04...30	194
2350-19...30	217	2803-19...30	311	3102-03...30	115	3109-71...30	195
2350-21...30	217	2803-21...30	311	3102-04...30	116	3109-78...30	195

3109-79...30	195	50350-02...30	221	5043-24...30	178	510F0/2T1.PT	109
3201-03...30	320	50350-04...30	222	5043-24...30/A	178	510F0/3NL.PT	109
3201-04...30	320	50350-06...30	223	5043-28...30	180	510F0/3T1.PT	109
3201-06...30	321	50350-08...30	224	5043-28...30/A	180	510W0/1NL.PT	108
3201-07...30	321	50350-09...30	224	5043-29...30	181	510W0/1T1.PT	108
3201-22...30	348	50350-11...30	224	5043-29...30/A	181	7910-02...30	243
3201-25...30	321	50380-01...30	234	5043-31...30	182	7910-02...32	243
3630-00...30	346	50380-02...30	234	5043-31...30/A	182	7910-08...30	244
3631-00...30	345	50380-08...30	235	5043-33...30	183	7910-08...32	244
3695-00...30	347	50380-09...30	235	5043-33...30/A	183	7910-09...30	245
4001-00...30	350	50380-11...30	235	5043-34...30	183	7910-09...32	245
4016-00...30	349	5041-03...30	165	5043-34...30/A	183	7910-11...30	246
4020-00...30	351	5041-13...30	165	5043-37...30	184	7910-11...32	246
4101-00...30	354	5042-03...30	166	5043-37...30/A	184	7911-02...30	243
4102-00...30	354	5042-04...30	167	5043-38...30	184	7911-02...32	243
4111-00...30	353	5042-05...30	168	5043-38...30/A	184	7911-08...30	244
4112-00...30	353	5042-06...30	168	5043-39...30	184	7911-08...32	244
4301-00...30	357	5042-07...30	168	5043-39...30/A	184	7911-09...30	245
4302-00...30	356	5042-08...30	169	5043-41...30	184	7911-09...32	245
4303-00...30	356	5042-09...30	170	5043-41...30/A	184	7911-11...30	246
4311-00...30	355	5042-11...30	171	5043-47...30	185	7911-11...32	246
4312-00...30	355	5042-23...30	177	5043-47...30/A	185	9700-00...30	332
5002-01...30	156	5042-23...30/A	177	5043-48...30	185	9700-08...30	333
5002-03...30	155	5042-24...30	178	5043-48...30/A	185	9700-09...30	333
5002-04...30	156	5042-24...30/A	178	5043-49...30	185	CL1W0/1T1.PT	358
5002-06...30	157	5042-25...30	179	5043-49...30/A	185	CL2W0/1T1.PT	336
5002-07...30	157	5042-25...30/A	179	5043-51...30	185	CL3F0/1T1.PT	336
5002-09...30	159	5042-26...30	179	5043-51...30/A	185	CL4C0/1T1.PT	358
5002-11...30	160	5042-26...30/A	179	5101-03...30	204	CL5F0/1T1.PT	337
5002-21...30	160	5042-27...30	179	5102-03...30	204	CL6F0/3T1.PT	337
5002-29...30	159	5042-27...30/A	179	5102-04...30	205	LK1W0/1T1.PF	359
5003-01...30	156	5042-28...30	180	5102-06...30	205	LK2W0/1T1.PF	325
5003-03...30	155	5042-28...30/A	180	5102-07...30	205	LK3F0/1T1.PF	325
5003-04...30	156	5042-29...30	181	5102-08...30	206	LK4F0/1T1.PF	326
5003-08...30	158	5042-29...30/A	181	5102-09...30	207	LK4F1/1T1.PF	327
5003-09...30	159	5042-31...30	182	5102-11...30	208	LK5C0/1T1.PS	359
5003-11...30	160	5042-31...30/A	182	5102-13...30	209	LK7F0/2T1.PF	327
5003-18...30	158	5043-03...30	166	5102-14...30	209	LK7F0/3T1.PF	327
5003-28...30	158	5043-04...30	167	5103-03...30	204	LK8F0/1R3.PF	328
5003W/1T1.PF	314	5043-08...30	169	5103-04...30	205	LK8F0/1T1.PF	328
5004W/1T1.PF	314	5043-09...30	170	5103-08...30	206		
5005F/1T1.PF	314	5043-11...30	171	5103-09...30	207		
5009F/1M7.PF	315	5043-13...30	172	5103-11...30	208		
5009F/2M7.PF	315	5043-14...30	172	510F0/1NL.PT	109		
5009F/3M7.PF	315	5043-23...30	177	510F0/1T1.PT	109		
50350-01...30	222	5043-23...30/A	177	510F0/2NL.PT	109		

FRAMON[®]

CLASSIC LIGHTING

FERRO EURO



FRAMON GROUP

FRAMON S.p.A.

Via Francesco Lana, 31 - 25065 Lumezzane (BS) Italy
tel: (+39) 030 8920977 - fax: (+39) 030 8922544
info@framon.it - www.framon.it